

offer a neutral commentary ("Public health vs. civil liberties," Policy Forum, 13 Sept., p. 1811). However, some of their points require clarification.

Focusing on a vocal minority of critics, the authors imply that MSEHPA has not been well received. Yet, 36 states have introduced legislation based, at least in part, on some provisions of the Act, with 20 states (and the District of Columbia) passing bills. The Secretary for Health and Human Services recommends that states use MSEHPA as a checklist to ensure legal preparedness for bioterrorism.

The authors suggest that the Act provided a range of "extraordinary measures" that "radically enhanced the power of the state." Yet, MSEHPA is based largely on existing state laws. Its powers regarding persons (e.g., testing, treatment, and isolation) and property (e.g., nuisance abatements and "takings," i.e., the acquisition of private property by the state for legitimate governmental purposes) are a traditional part of state public health law. Nothing within MSEHPA is "extraordinary" or a "grave threat."

MSEHPA safeguards personal liberty by providing clear standards governing state power rather than relying on officials' discretion; ensures procedural due process rather than arbitrary actions without hearings; respects cultural, religious, and ethnic differences instead of tolerating discrimination; and entitles individuals to adequate information, basic treatment, and humane conditions during an emergency.

What is the appropriate balance between individual rights and public goods in response to bioterrorism? Critics contend that no conflict exists. Past experiences, however, show that fighting serious health threats sometimes interferes with individual interests (2). Law alone cannot ensure that power is appropriately exercised; preparedness and competencies of judges, health officials, and citizens are essential. The Act offers clear criteria, fair procedures, and robust entitlements that are conspicuously absent from existing, antiquated infectious disease statutes.

LAWRENCE O. GOSTIN,<sup>1</sup> JASON W. SAPSIN,<sup>2</sup>  
STEPHEN P. TERET,<sup>2</sup> SCOTT BURRIS,<sup>3</sup>  
JULIE SAMIA MAIR,<sup>2</sup> JAMES G. HODGE JR.,<sup>2</sup>  
JON S. VERNICK<sup>2</sup>

<sup>1</sup>Center for Law and the Public's Health, Georgetown University, 600 New Jersey Avenue, NW, Washington, DC 20001, USA. <sup>2</sup>Center for Law and the Public's Health, Johns Hopkins University, 624 N. Broadway, 5th floor, Baltimore, MD 21205-1996, USA. <sup>3</sup>Center for Law and the Public's Health, Temple Law School, 1719 N. Broad Street, Philadelphia, PA 19122, USA.

#### References

1. L. O. Gostin *et al.*, *JAMA* **288**, 622 (2002).
2. L. O. Gostin, *Public Health Law: Power, Duty, Restraint* (Univ. of California Press and Milbank Memorial Fund, Berkeley and New York, 2000).

## Response

**WE AGREE WITH GOSTIN AND COLLEAGUES** that "fighting serious health threats sometimes interferes with individual interests." Indeed, this conflict has been at the heart of American public health and is reflected in the views of groups concerned with privacy rights and civil liberties who objected to provisions of MSEHPA in both its original and revised forms. Our intent was not to judge the validity of the claims made by MSEHPA's supporters or critics about the extent to which the act would or would not violate individual rights or about the extent to which the proposed legislation entails an advance over the current legal regime in terms of the rights that would be accorded to individuals in the face of a public health emergency. Rather, it was to describe an enduring tension that lies at the heart of public health in the United States and the resulting challenges that face those who attempt to strike a balance between privacy rights and the common good when crafting policy and law. It is, however, worth noting that organizations such as the New York Civil Liberties Union that have a historic commitment to liberty and privacy remain unconvinced by the analysis of the current legal regime undertaken by Gostin and colleagues, and by the remedy they offer (1).

RONALD BAYER AND JAMES COLGROVE

Center for the History and Ethics of Public Health, Department of Sociomedical Sciences, Mailman School of Public Health, Columbia University, New York, NY 10032, USA.

#### Reference

1. New York Civil Liberties Union, "Testimony of Robert Perry on Behalf of the New York Civil Liberties Union before the Assembly Standing Committee on Health and the Assembly Standing Committee on Codes Concerning the Model State Emergency Health Powers Act," 14 March 2002.

## Unisexual Clones: Lizards and Corals

### THE FASCINATING AND WELL-CONCEIVED

Report by S. V. Vollmer and S. R. Palumbi ("Hybridization and the evolution of reef coral diversity," 14 June, p. 2023) shows that interspecific hybridization in corals can produce F<sub>1</sub> offspring that "can reproduce asexually and form long-lived, potentially immortal hybrids with unique morphologies." A similar phenomenon occurs in terrestrial vertebrates, among reptiles, but the unisexual clones are treated as species by taxonomists.

The vast majority of lizards are bisexual (dioecious, gonochoristic) species. Ova will not develop until or unless they are fertilized, and the animals have Mendelian patterns of

inheritance. There are also, however, a few morphologically recognizable unisexual (all-female) species that reproduce by obligatory parthenogenetic cloning. Some of these are triploid species that do not suffer from imbalances of gene activity. Phylogenetic analyses reveal that the clones are of hybrid origins and the switch from sperm-dependent to sperm-independent reproduction occurred in one generation. When successful, the ancestral bisexual species and their clonal derivatives continue to perpetuate themselves independently as distinct entities and all constitute separate species on different evolutionary tracks, even though the clonal lineages do not survive long in geological time. Interested readers can access this literature through Reeder *et al.* (1).

CHARLES J. COLE

Department of Herpetology, American Museum of Natural History, Central Park West at 79th Street, New York, NY 10024-5192, USA.

#### Reference

1. T. W. Reeder, C. J. Cole, H. C. Dessauer, *Am. Mus. Novit.* **3365**, 1 (2002) (available at <http://research.amnh.org/scipubs/>).

## Response

### THE FUNDAMENTAL EVOLUTIONARY BIOLOGY

of the coral hybrids we studied in the Caribbean is very similar to the existence of unisexual and parthenogenetic animals like *Cnemidophorus* lizards, skinks, and live bearing fish [see Bell (1) for a comprehensive list]. In all cases, the hybrid clones produce a descendant line identical to their single ancestor, and independent hybrid lines give rise to potentially competing "experiments" in interspecies hybridization (2). Successful lines thrive, but perhaps not for long if the niche to which they were by chance adapted disappears. Perhaps the biggest difference is that the vertebrate hybrids must be able to develop parthenogenetically—they still produce eggs that must successfully complete full development (1). By contrast, colonial animals like corals can propagate without parthenogenesis through colony fragmentation and regrowth. Each new "generation" need not

pass through the germ line, and for these hybrid corals, the soma reigns supreme. Furthermore, because even sexually competent corals can clone



(Top) Aruba Island whiptail lizard (*Cnemidophorus lemniscatus arubensis*). (Bottom) Staghorn coral (middle) fertilizes elkhorn coral (right) eggs to form a hybrid (left).

CREDIT: (TOP) PAUL FREED/ANIMALS; (BOTTOM) HECTOR RUIZ/UNIVERSITY OF PUERTO RICO, MAYAGUEZ



## SCIENCE'S COMPASS

themselves in this manner, coral hybrids need not invent new developmental machinery to persist without sexual reproduction.

Clearly, the evolutionary scenario in which interspecific hybrids become secondarily clonal, either parthenogenetically or vegetatively, has played out numerous times in a diversity of organisms. Because they are endowed with the genomes of their parent species fixed in a hybrid state, the future of these clones is dim and their existence transient. Thus, they are genetic lines with no past and no future beyond that afforded a temporary winner in the ecological lottery. Because these hybrid clones make a virtually instantaneous jump to open ecological niches—in effect side-stepping the usually long process of speciation—their real evolutionary potential is to provide us with a window into processes of ecological diversification, highlighting the open niches that remain to be explored by their bisexual relatives.

STEVEN V. VOLLMER<sup>1</sup> AND STEPHEN R. PALUMBI<sup>2</sup>

<sup>1</sup>Department of Organismic and Evolutionary Biology, Harvard University, 16 Divinity Avenue, Cambridge, MA 02138, USA. E-mail: svollmer@oeb.harvard.edu. <sup>2</sup>Department of Biological Sciences, Stanford University, Hopkins Marine Station, Pacific Grove, CA 93950, USA.

### References

1. G. Bell, *Masterpiece of Nature* (Univ. of California Press, Berkeley, CA, 1982).
2. R. C. Vriehoeck, in *Population Biology and Evolution*, K. Wohrmann, V. Loeschke, Eds. (Springer-Verlag, Berlin, 1984), pp. 217–231.

## Industry-Government Collaboration

DAN FERBER'S ARTICLE "NIEHS TOXICOLOGIST receives a 'gag order'" (News of the Week, 9 August, p. 915) refers to a \$4-million research collaboration between the National Institute of Environmental Health Sciences (NIEHS) and the chemical industry, but does not explain the rigorous standards and procedures that guide this vital industry-government research collaboration. This funding partnership will accelerate scientific research into a crucial public health issue, the potential impact of chemicals on human reproduction and early development, while preserving the independence necessary to ensure the credibility of this joint effort.

Under this collaborative program, the American Chemistry Council's (ACC's) Long-Range Research Initiative (LRI) is providing \$1 million and NIEHS is providing \$3 million to stimulate independent research on developmental toxicants using state-of-the-art tools (e.g., genomics and novel model organisms). ACC and NIEHS collaboratively developed the published program's scientific aims and goals, drawing from the findings of a comprehensive review by the National

Academies (1). This collaboration was conducted under Department of Health and Human Services Public Health Service (PHS) and NIH policies, rules, and regulations for sponsored research, which clearly define and limit the role of the ACC. Only NIEHS staff reviewed all applications to determine if they responded to the program's intent. NIEHS staff were solely responsible for organizing and conducting an independent peer review, as well as for making final decisions on membership of the peer review panel. The peer-review was conducted in accordance with PHS and NIH policies and regulations for NIH extramural advisory peer review activities. After the independent NIH peer-review, NIEHS constructed a funding plan for applications, without deviation from the merit roster order as determined by the independent NIH peer-review process. In all cases, the research will be conducted according to typical NIH guidelines of independence, including the responsibility of the investigator to submit the results to respected journals for publication—without any oversight or comment from ACC or NIEHS. The LRI has similar guidelines.

CAROL J. HENRY

Vice President, Science and Research, American Chemistry Council, 1300 Wilson Boulevard, Arlington, VA 22209, USA.

### Reference

1. Committee on Developmental Toxicology, Board on Environmental Studies and Toxicology, National Research Council, *Scientific Frontiers in Developmental Toxicity and Risk Assessment* (National Academies Press, Washington, DC, 2000)

## CORRECTIONS AND CLARIFICATIONS

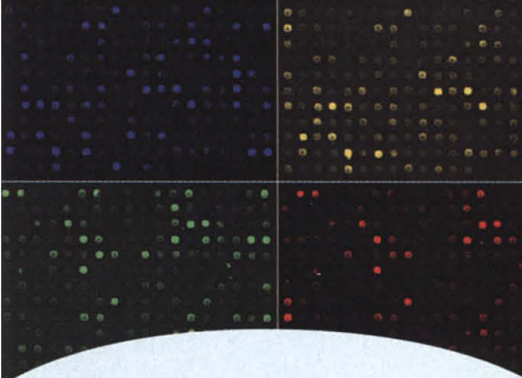
**NEWS OF THE WEEK:** "California astronomers eye 30-meter scope" by R. Irion (8 Nov., p. 1151). The right-hand label in the accompanying figure should read "Keck," not "VLT."

**NEWS FOCUS:** "Bracing for the shocks of the future" by K. Brown (8 Nov., p. 1161). GeoHazards International has received a \$1.5 million grant from USAID, not \$15 million, as stated in the article.

**THIS WEEK IN SCIENCE:** "And in Brevia..." (1 Nov., p. 919). In the third line, "30% of all plant species" should instead read "22 to 47% of all plant species."

**NETWATCH:** "The happy cadaver" (25 Oct., p. 709). The anatomist Andreas Vesalius was not Italian, but Flemish.

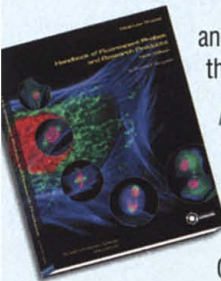
**NEWS OF THE WEEK:** "Survey confirms coral reefs are in peril" by E. Pennisi (6 Sept., p. 1622). The caption beneath the photograph on p. 1623 had misidentified a fish as a Nassau grouper. The probable species is a saddleback grouper.



# Alexa Fluor® dyes: 4-COLOR MICRO- ARRAYS


- State-of-the-art fluorescent dyes with exceptional brightness and stability across the spectrum.
- Choose from 10 different dyes to find the perfect match to your scanner channels.
- Optimized labeling kits ensure consistent and reliable labeling of your microarray samples.

To learn more, please visit  
**[www.probes.com/microarrays](http://www.probes.com/microarrays)**



and check out Chapter 8 of the all new 984-page  
**Handbook of Fluorescent Probes and Research Products, 9th Edition.**  
Get your free copy today!

**[www.probes.com/myhandbook](http://www.probes.com/myhandbook)**



**Molecular Probes**  
The leader in fluorescence technology.  
Eugene, Oregon, USA 1-800-438-2209  
Leiden, The Netherlands 31-71-5233378  
4-color microarrays provided by Geri Schut and Mike Adams, University of Georgia.