

# 300% More Accurate


**30% Off**  
Special Introductory Promotion\*\*  
Valid through December 16, 2002

***PfuUltra***<sup>™</sup> high-fidelity DNA polymerase is **300% more accurate than *Pfu***, making it the most error-free PCR enzyme available today. *PfuUltra* DNA polymerase\*<sup>‡</sup> is formulated with a new genetically engineered mutant of *Pfu* DNA polymerase\*, which increases accuracy 3-fold. It also includes Stratagene's patented ArchaeMaxx<sup>™</sup> polymerase enhancing factor\*, which prevents poisoning of archaeal polymerase reactions and ensures robust PCR product yield and amplification of long genomic targets, where accuracy is critical.

*PfuUltra* high-fidelity DNA polymerase is the perfect choice for any amplification reaction that will be cloned, expressed, or further characterized.

## Most Accurate PCR Enzyme

- New *Pfu* mutant delivers 300% greater accuracy than *Pfu*
- Highest fidelity of any DNA polymerase you can buy
- Includes the patented ArchaeMaxx<sup>™</sup> polymerase enhancing factor
- The perfect choice for PCR cloning, RT-PCR and mutagenesis



### ***PfuUltra***<sup>™</sup> High-Fidelity DNA Polymerase Provides the Greatest PCR Accuracy

Fidelity was measured in Stratagene's published *lac* I assay in side-by-side testing. Accuracy equals 1/error rate. See Cline, J., Braman, J. C., and Hogrefe, H., (1996) *Nucleic Acids Res.* 24: 3546-3551.

**STRATAGENE USA and CANADA**  
ORDER: (800) 424-5444 x3  
TECHNICAL SERVICES: 800-894-1304

**STRATAGENE EUROPE**  
Belgium, France, Germany,  
The Netherlands, Switzerland,  
United Kingdom

**European Toll-Free Numbers**  
ORDER: 00800 7000 7000  
TECHNICAL SERVICES: 00800 7400 7400  
**Austria**  
0800 312 526

\* *PfuUltra*: U.S. Patent Nos. 6,379,553, 6,333,165, 6,183,997, 5,948,663, 5,866,395, 5,545,552 and patents pending; *Pfu*: U.S. Patent Nos. 5,545,552 and 5,866,395 and 5,948,663 and patents pending; ArchaeMaxx: U.S. Patent No. 6,379,553, 6,333,165, 6,183,997 and patents pending.

† Purchase of these products is accompanied by a license to use them in the Polymerase Chain Reaction (PCR) process in conjunction with a thermal cycler whose use in the automated performance of the PCR process is covered by the up-front license fee, either by payment to Applied Biosystems or as purchased, i.e., an authorized thermal cycler.

\*\* Offer valid for Stratagene Direct customers only. All others, please contact your local distributor for more information.

Stratagene Invented High-Fidelity PCR. *Again*

***PfuUltra***<sup>™</sup>  
HIGH-FIDELITY DNA POLYMERASE

*PfuUltra*<sup>™</sup> High-Fidelity DNA Polymerase 100U 600380  
500U 600382  
1000U 600384



**STRATAGENE**<sup>®</sup>



# 3 hours Rapid-Scan™

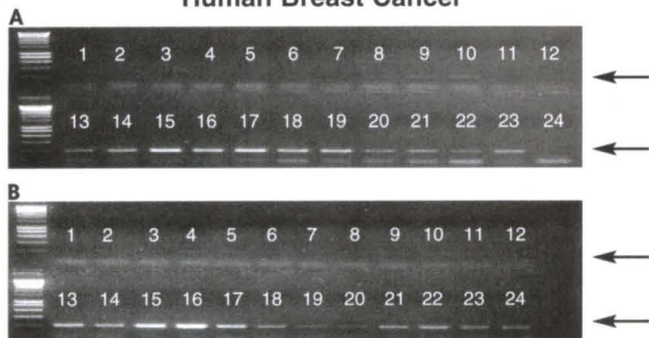
GENE EXPRESSION PANELS

180 minutes

10800 seconds

No matter how you look at it, it's only 3 hours to a comprehensive gene expression profile.

## Human Breast Cancer



Lanes 1-12 represent normal breast epithelium samples from different individuals.  
Lanes 13-24 represent breast cancer samples from different individuals.

A and B represent analyses of 2 individual genes whose expression is up regulated in breast cancer samples.

**Highly Sensitive**  
detect low abundance transcripts

**Semi-Quantitative**  
each issue covers a multi-log dilution

**Broad Spectrum**  
survey up to 48 distinct tissues/stages

## HUMAN

24-Tissue Human Panel  
24-Tissue Human Breast Cancer Panel  
12-Region Human Brain Panel

## MOUSE

24-Tissue Mouse Panel  
48-Single Region Mouse Brain Panel

## DROSOPHILA

12-Tissue/Stage Drosophila Panel

ORIGENE TECHNOLOGIES, INC.



Visit us at [www.origene.com](http://www.origene.com) or call us at 301.340.3188



# Science

Volume 297 6 September 2002 Number 5587

1603 **SCIENCE ONLINE**  
1605 **THIS WEEK IN SCIENCE**  
1609 **EDITORIAL**  
E. Banda, H. Wigzell,  
E. Rubinstein  
*Strengthening Research in  
Europe*

1611 **EDITORS' CHOICE**  
1615 **NETWATCH**  
1618 **CONTACT SCIENCE**  
1712 **NEW PRODUCTS**

## NEWS



**1630**

Confronting  
terrorism

### NEWS OF THE WEEK

- 1622 **U.S. RESEARCH FUNDING:** Physical Sciences Need Boost, Advisory Panel Tells Bush
- 1622 **OCEANOGRAPHY:** Survey Confirms Coral Reefs Are in Peril
- 1623 **OZONE DEPLETION:** A Brighter Outlook for Good Ozone
- 1625 **PLANT SCIENCES:** Rescue Planned for Seed Banks
- 1625 **SCIENCESCOPE**
- 1626 **PLANT EVOLUTION:** Elaborate Carnivorous Plants Prove to Be Kin
- ▼ 1626 **INFLAMMATORY ARTHRITIS:** How Immune System Gangs Up on Joints  
1689
- 1627 **SCIENCE BUDGETS:** Japan's Ministries No Longer Call the Shots
- 1629 **EMBRYOLOGY:** Embryo Development at the Click of a Mouse

### NEWS FOCUS

- 1630 **CONFRONTING TERRORISM:** One Year After: Tighter Security Reshapes Research  
Profile: Janet Shoemaker, Shaping the Politics of Bioterrorism
- 1630 **CONFRONTING TERRORISM:** One Year After: Hunt for NIH Funds Fosters Collaboration
- 1633 **UNDERGRADUATE EDUCATION:** New Lure for Young Talent: Extreme Research
- 1635 **ESA AND SOCIETY FOR ECOLOGICAL RESTORATION:** An Ecological Oasis in the Desert
- 1637 **PLANT TISSUE CULTURE AND BIOTECHNOLOGY:** Getting Down to Bare Wood and Overcoming a Barrier
- 1638 **GENOME RESEARCH:** NSF's Ark Draws Alligators, Algae, and Wasps
- 1640 **DAN DURDA:** Cave Diving on Asteroids
- 1643 **RANDOM SAMPLES**

## SCIENCE'S COMPASS

### 1645 LETTERS

**Tabletop Fusion Revisited** A. Galonsky. **Response** R. P. Taleyarkhan, R. C. Block, C. D. West, R. T. Lahey Jr. **Someday Everyone Will Be a Chemist** R. Holmquist. **Documenting Lysenkoism** H. Malke. **Response** U. Hossfeld and L. Olsson. **Corrections and Clarifications**

### HISTORICAL ESSAY


- 1648 **PORTRAITS OF SCIENCE:** Quick and Magical Shaper of Science J. A. Secord

### BOOKS ET AL.

- 1650 **SYSTEMATICS:** *The Poverty of the Linnaean Hierarchy* A Philosophical Study of Biological Taxonomy M. Ereshefsky, reviewed by G. Moore
- 1650 **Browsings**
- 1651 **DEVELOPMENT:** *Embryos in Wax Models from the Ziegler Studio* N. Hopwood, reviewed by J. Uglow

### PERSPECTIVES

- ▼ 1652 **NEUROSCIENCE:** Single-Neuron Arithmetic  
1708 S. Dehaene



**1658**

Chronometers  
in meteorites

- ▼ 1653 **CHEMICAL SYNTHESIS:** Raising the Bar for the "Perfect Reaction" J. F. Hartwig  
1676
- ▼ 1654 **STRUCTURE:** Nitrogenase Reveals Its Inner Secrets B. E. Smith  
1696
- 1656 **QUANTUM MECHANICS:** Putting a Spin on the Aharonov-Bohm Oscillations J. Anandan
- ▼ 1657 **APPLIED PHYSICS:** A Dawn for Carbon Electronics? G. A. J. Amarutunga  
1670
- ▼ 1658 **GEOCHEMISTRY:** The Solar System's First Clocks J. Gilmour  
1678

### REVIEW

- 1660 **NEUROSCIENCE:** New Directions in Neuronal Migration M. E. Hatten



**1648**

Victorian science  
hits the streets

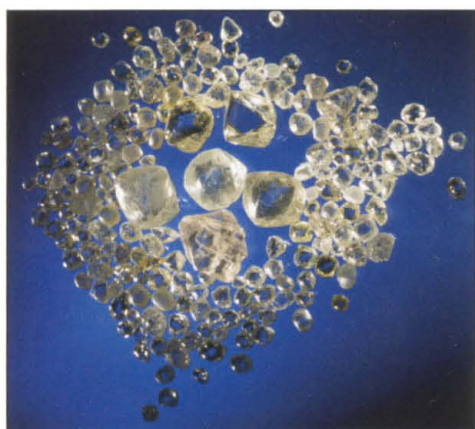
## RESEARCH

### BREVIA

- 1665 A "Greener" Synthetic Route for Fluoroaromatics via Copper (II) Fluoride**  
M. A. Subramanian and L. E. Manzer

### RESEARCH ARTICLE

- 1667 The Role of Sea Spray in Cleansing Air Pollution over Ocean via Cloud Processes**  
D. Rosenfeld, R. Lahav, A. Khain, M. Pinsky



**1670**

The jewel of carbon electronics

### REPORTS

- ▼ **1670 High Carrier Mobility in Single-Crystal Plasma-Deposited Diamond** J. Isberg, J. Hammersberg, E. Johansson, T. Wikström, D. J. Twitchen, A. J. Whitehead, S. E. Coe, G. A. Scarsbrook
- 1673 Iron Emission Lines from Extended X-ray Jets in SS 433: Reheating of Atomic Nuclei**  
S. Migliari, R. Fender, M. Méndez
- ▼ **1676 Internal Olefins to Linear Amines**  
A. Seayad, M. Ahmed, H. Klein, R. Jackstell, T. Gross, M. Beller
- ▼ **1678 Lead Isotopic Ages of Chondrules and Calcium-Aluminum-Rich Inclusions**  
Y. Amelin, A. N. Krot, I. D. Hutcheon, A. A. Ulyanov

- 1683 Diamond Genesis, Seismic Structure, and Evolution of the Kaapvaal-Zimbabwe Craton** S. B. Shirey, J. W. Harris, S. H. Richardson, M. J. Fouch, D. E. James, P. Cartigny, P. Deines, F. Viljoen

- 1686 Identification of a DNA Nonhomologous End-Joining Complex in Bacteria** G. R. Weller, B. Kysela, R. Roy, L. M. Tonkin, E. Scanlan, M. Della, S. K. Devine, J. P. Day, A. Wilkinson, F. d'Adda di Fagagna, K. M. Devine, R. P. Bowater, P. A. Jeggo, S. P. Jackson, A. J. Doherty

- ▼ **1689 Mast Cells: A Cellular Link Between Autoantibodies and Inflammatory Arthritis** D. M. Lee, D. S. Friend, M. F. Gurish, C. Benoist, D. Mathis, M. B. Brenner

- 1692 Structure, Mechanism, and Regulation of the *Neurospora* Plasma Membrane H<sup>+</sup>-ATPase** W. Kühlbrandt, J. Zeelen, J. Dietrich

- ▼ **1696 Nitrogenase MoFe-Protein at 1.16 Å Resolution: A Central Ligand in the FeMo-Cofactor** O. Einsle, F. A. Tezcan, S. L. A. Andrade, B. Schmid, M. Yoshida, J. B. Howard, D. C. Rees

- 1700 Cooperation of GGAs and AP-1 in Packaging MPRs at the Trans-Golgi Network** B. Doray, P. Ghosh, J. Griffith, H. J. Geuze, S. Kornfeld

- 1703 Inhibition of Retroviral RNA Production by ZAP, a CCCH-Type Zinc Finger Protein**  
G. Gao, X. Guo, S. P. Goff

- 1706 Spatiotemporal Pattern of Neural Processing in the Human Auditory Cortex** E. Seifritz, F. Esposito, F. Hennel, H. Mustovic, J. G. Neuhoff, D. Bilecen, G. Tedeschi, K. Scheffler, F. Di Salle

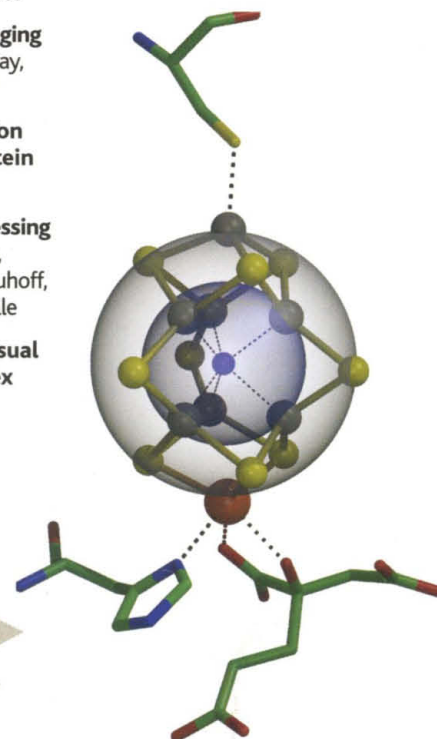
- ▼ **1708 Representation of the Quantity of Visual Items in the Primate Prefrontal Cortex**  
A. Nieder, D. J. Freedman, E. K. Miller

**1696**  
Filling the gap



**COVER 1683**

An eclogite from the Roberts Victor Mine, South Africa. These rocks are thought to be pieces of ocean floor thrust into the mantle keel of the Kaapvaal Craton during its stabilization 2.9 billion years ago. This process resulted in widespread diamond genesis. Reddish grains are garnet; others are pyroxene. Kidney-shaped garnet (center) is 4 mm across. [Specimen: J. J. Gurney, University of Cape Town; image: S. B. Shirey]



**New on Science Express** Plasticity of adult stem cells



AMERICAN  
ASSOCIATION FOR THE  
ADVANCEMENT OF  
SCIENCE

SCIENCE (ISSN 0036-8075) is published weekly on Friday, except the last week in December, by the American Association for the Advancement of Science, 1200 New York Avenue, NW, Washington, DC 20005. Periodicals Mail postage (publication No. 484460) paid at Washington, DC, and additional mailing offices. Copyright © 2002 by the American Association for the Advancement of Science. The title SCIENCE is a registered trademark of the AAAS. Domestic individual membership and subscription (51 issues): \$120 (\$66 allocated to subscription). Domestic institutional subscription (51 issues): \$390; Foreign postage extra: Mexico, Caribbean (surface mail) \$55; other countries (air assist delivery) \$85. First class, airmail, student, and emeritus rates on request. Canadian rates with GST available upon request, GST #1254 88122. Publications Mail Agreement Number 1069624. Printed in the U.S.A.

Change of address: allow 4 weeks, giving old and new addresses and 8-digit account number. Postmaster: Send change of address to Science, P.O. Box 1811, Danbury, CT 06813-1811. Single copy sales: \$9.00 per issue prepaid includes surface postage; bulk rates on request. Authorization to photocopy material for internal or personal use under circumstances not falling within the fair use provisions of the Copyright Act is granted by AAAS to libraries and other users registered with the Copyright Clearance Center (CCC) Transactional Reporting Service, provided that \$8.00 per article is paid directly to CCC, 222 Rosewood Drive, Danvers, MA 01923. The identification code for Science is 0036-8075/83 \$8.00. Science is indexed in the Reader's Guide to Periodical Literature and in several specialized indexes.





# NOW ANYONE CAN SPOT THE *difference* IN PROTEIN EXPRESSION

Have you ever wondered if the differences you see in protein expression are real? Ever wished you could have greater confidence in your 2-D results, so that you know you are concentrating on biologically relevant proteins, without worrying about reproducibility? Well, stop wondering. Now you know.

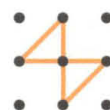
**With Ettan DIGE you can be confident that protein expression differences are real**

Ettan™ DIGE, 2-D Fluorescence Difference Gel Electrophoresis, ensures that each protein spot has its own internal standard. By combining fluorescence multiplexing and analysis with classic 2-D, it eliminates gel to gel variation.

Ettan DIGE uses size and charge-matched, spectrally resolvable CyDye™ DIGE fluors, simultaneously separating up to three samples on a single 2-D gel. After 2-D electrophoresis and scanning on Typhoon™ Variable Mode Imager, DeCyder™ Analysis Software automatically locates and analyzes protein spots, assigning statistical confidence to each and every difference. All within minutes.

Some 50 leading pharmaceutical and academic laboratories worldwide have tried and tested 2-D DIGE technology. Isn't it time you did, too? Go to <http://proteomics.amershambiosciences.com/DIGE> to make a real difference in your research.

Ettan DIGE. Proving, anything is possible.



**Amersham  
Biosciences**



# Scienceonline

www.scienceonline.org

Daily coverage of research and policy by *Science's* news team: Read about it first on [www.sciencenow.org](http://www.sciencenow.org)

CONTENT HIGHLIGHTS AS OF 6 SEPTEMBER 2002

## science magazine

[www.sciencemag.org](http://www.sciencemag.org)

### SCIENCE EXPRESS

[www.sciencexpress.org](http://www.sciencexpress.org)

#### Establishment and Maintenance of a Heterochromatin Domain

I. M. Hall *et al.*

RNAi is required for the initiation of heterochromatin formation but not its maintenance and inheritance.

#### Progression of Vertebrate Limb Development Through

SHH-Mediated Counteraction of GLI3 P. te Welscher *et al.*

Distal limb structures and digits form in mouse limbs lacking both SHH signaling and GLI3 function.

#### Little Evidence for Developmental Plasticity of Adult Hematopoietic Stem Cells A. J. Wagers, R. I. Sherwood, J. L. Christensen, I. L. Weissman

New results suggest that contributions of hematopoietic stem cells to nonhematopoietic tissues occur rarely, if ever.

#### Nanometer Resolution and Coherent Optical Dipole Coupling of Two Individual Molecules C. Hettich *et al.*

High-resolution spectra for two closely spaced molecules reveal dipole-dipole coupling, which gives rise to entangled states.

## TECHNICAL COMMENTS

### Questions Regarding Nuclear Emissions in Cavitation Experiments

Taleyarkhan *et al.* (Research Articles, 8 March 2002, p. 1868), reporting results of cavitation experiments with deuterated acetone, presented evidence of nuclear emissions that they held were consistent with deuterium-deuterium (D-D) fusion reactions. Saltmarsh and Shapira comment that "significant internal inconsistencies" regarding neutron singles measurements, coincidences between sonoluminescence and scintillator pulses, and the "very large quantitative mismatch" between tritium and neutron emissions "cast serious doubt on the claimed evidence for D-D fusion." Taleyarkhan *et al.* respond that the neutron emissions reported, when corrected for losses, agree with the tritium data "within detection uncertainties," that their detector was carefully calibrated to determine channel ranges for neutrons of the relevant energies, and that Saltmarsh and Shapira have misinterpreted statements in the original study and thus substantially overestimated the expected number of false coincidences. The data reported in the original study, they conclude, continue to "provide compelling evidence" for fusion reactions.

The full text of these comments can be seen at [www.sciencemag.org/cgi/content/full/297/5587/1603a](http://www.sciencemag.org/cgi/content/full/297/5587/1603a)

## science's next wave

[www.nextwave.org](http://www.nextwave.org)

career resources for scientists

#### GLOBAL: Careers in Developing Countries Edited by R. Metzke

Make a difference: Include a stint in the developing world among your career objectives.

#### UK: The Hodgkin Fellowships—Counteracting a Man's World

J. Wilkins

The Royal Society gives women a boost with fellowships that offer them real independence and flexibility.

#### EUROPE: Creating an Action Agenda for Change K. Urquhart

A report detailing concrete steps aimed at improving career prospects for Europe's young scientists should prod us all into action.

#### US: A Guide for the Path K. Sindt

Our new columnist, whose articles will explore the career choices that we all face, introduces herself.

#### GRANTSNET: September News K. Cottingham

NRC funds collaborations with Eastern and Central Europe; the First Award from Crohn's & Colitis Foundation of America; and more.

**GrantsNet**  
[www.grantsnet.org](http://www.grantsnet.org)  
RESEARCH FUNDING DATABASE

**AIDScience**  
[www.aidsience.com](http://www.aidsience.com)  
HIV PREVENTION & VACCINE RESEARCH

**Members Only!**  
[www.AAASMember.org](http://www.AAASMember.org)  
AAAS ONLINE COMMUNITY

**Functional Genomics**  
[www.sciencegenomics.org](http://www.sciencegenomics.org)  
NEWS, RESEARCH, RESOURCES

## KNOWLEDGE ENVIRONMENTS

### science's sage ke

[www.sageke.org](http://www.sageke.org)

science of aging knowledge environment

#### PERSPECTIVE: Auto Repair on the Aging Stem Cell Superhighway

J. M. Edelberg

Bone marrow-derived cells might offer cures for cardiovascular ills.

#### NOTEWORTHY THIS WEEK: A Greasy Way to Die R. J. Davenport

Overabundance of lipids might doom motor neurons.

#### NOTEWORTHY THIS WEEK: Totally Rad M. Leslie

Minor mutation hamstrings DNA-guarding protein.

### science's stke

[www.stke.org](http://www.stke.org)

signal transduction knowledge environment

#### PROTOCOL: Enumeration, Phenotyping, and Identification of Activation Events in Conjugates Between T Cells and Antigen-Presenting Cells by Flow Cytometry K. M. Grebe and T. A. Potter

Detection and activation in T cell: APC conjugates.

#### ONLINE STAFF

**SCIENCE NOW** MANAGING EDITOR Erik Stokstad; EDITOR Greg Miller

**SCIENCE'S NEXT WAVE** EDITORIAL DIRECTOR Ellis Rubinstein; EDITOR Crispin Taylor; PORTAL EDITORS Elizabeth Pain (UK), Eick von Ruschkowski (Germany), Kirstie Urquhart (Europe), Ric Weibl (US); CONTRIBUTING EDITORS Lesley McCarney (Canada), Robert Metzke (Netherlands), Jennie Wong (Singapore); PROJECT EDITORS Jim Austin, Sibrina Collins, Katie Cottingham, Laure Haak; MARKETING: MARKETING MANAGERS Karen Horting (Global), Hazel Crocker (Europe); PROGRAM DIRECTOR Lisa Kozlowski; MARKETING ASSOCIATE Angela Walker; PROGRAM ASSOCIATES Shajuan Martin, Tammy Minor


**AIDSCIENCE** SENIOR EDITOR Roberto Fernandez-Larsson

**SCIENCE'S STKE** EDITOR Bryan Ray; MANAGING EDITOR Nancy Gough; ASSOCIATE EDITOR Lisa Chong; PUBLICATIONS ASSISTANT Christopher Kenny

**SCIENCE'S SAGE KE** EDITORIAL DIRECTOR Ellis Rubinstein; EDITOR-IN-CHIEF George M. Martin; EDITOR Kelly LaMarco; SENIOR NEWS EDITOR Evelyn Strauss; ASSOCIATE EDITOR R. John Davenport

**ELECTRONIC MEDIA** MANAGER Don Hernerway; INTERNET PRODUCTION MANAGER Betsy Hartman; ASSISTANT PRODUCTION MANAGER Wendy Stengel; SENIOR PRODUCTION ASSOCIATES Shelia Myers, Lisa Stanford; ASSOCIATES Carla Cathey, Eugene Moxley, Louis Williams; LEAD APPLICATIONS DEVELOPER Carl Saffell





## Going to extremes with your competent cells?

Freezing and thawing competent cells drains their efficiency and your resources. Every time you freeze and re-thaw your cells the transformation efficiency drops. Your next experiment could fail. Why risk it? We've packaged 13 of our most popular strains—such as TOP10, DH10B™-T1<sup>R</sup>, and DH5α™-T1<sup>R</sup>—in the convenient One Shot® format. Now you don't have to take your cells to extremes. With One Shot® competent cells you can thaw what you need—and leave the rest in the freezer.



**Peace of mind.** One Shot® single-use aliquots keep cells stable and ready to use—when you want to use them. No extra pipetting. No waste. Even the media is included. And with chemical transformation efficiencies as high as  $1 \times 10^9$ \* you get great results every time.

**Keep your cool with One Shot®.** With the convenience, stability and selection of One Shot® competent cells, you're sure to get great results every time. Don't go to extremes. Call Invitrogen today.

\*transformants/μg pUC



**Corporate Headquarters:**  
Invitrogen Corporation  
1600 Faraday Avenue  
Carlsbad, California 92008 U.S.A.  
Tel: 1 760 603 7200  
Tel (Toll Free): 1 800 955 6288  
Fax: 1 760 603 7229  
Email: tech\_service@invitrogen.com

**European Headquarters:**  
Invitrogen Ltd  
Inchinnan Business Park  
3 Fountain Drive  
Paisley PA4 9RF, UK  
Tel: +44 (0) 141 814 6100  
Fax: +44 (0) 141 814 6260  
Email: eurotech@invitrogen.com

For an office near you go to:  
[www.invitrogen.com](http://www.invitrogen.com)



# THIS WEEK IN Science

edited by Phil Szuromi

## Spray Cleaning

Most pollution aerosols interact with clouds to reduce their droplet size, increase their albedo, and suppress precipitation. This process is reversed over oceans, however. Rosenfeld *et al.* (p. 1667) show that large sea salt nuclei in polluted oceanic air override the precipitation suppression effect of small pollution nuclei. They find that raindrops formed from airborne particles of sea salt grow by collecting cloud droplets that form on the pollution particles, thereby cleansing the air. Clouds that form in clean ocean air precipitate even more efficiently, establishing a positive feedback loop that leads to the formation of pristine maritime air masses. This mechanism, in which salt from sea spray serves as a catalyst, makes the oceans the "green lungs" of our planet. ✕

## Staying Hot

Astrophysical jets, hot plasmas that are relativistically accelerated from black holes or neutron stars through the disk accretion process, provide rare observational evidence of high-energy dynamics at compact cores. Migliari *et al.* (p. 1673) obtained spatially resolved x-ray spectra of the jet from the x-ray binary SS 433 using the Chandra X-ray Observatory. The plasma retains a high velocity and a high temperature far from the core, which is inconsistent with an adiabatic cooling model for the extended jet. The extended plasma may be reheated by shock-wave pulses driven through the jet or by other processes, such as inverse Compton scattering or synchrotron radiation.

## Solid Beginnings

The earliest solid particles produced in the solar nebula are thought to make up the most primitive meteorites, the chondrites. Chondrites consist of refractory calcium-aluminum-rich inclusions (CAIs) and chondrules in a fine-grained matrix. Previous isotopic dating suggested that CAIs either formed about 2 to 3 million years before chondrules or that they formed at the same time but in an isotopically heterogeneous environment. Amelin *et al.* (p. 1678; see the Perspective by Gilmour) have now

## 1676 Straight Path to Linear Amines

Linear amines are used in the production of numerous products, including drugs and agrochemicals. Unfortunately, the olefin feedstocks for making these compounds are made more expensive by the need for pure terminal olefins rather than cheaper mixtures containing internal double bonds. Seayad *et al.* (p. 1676; see the Perspective by Hartwig) report on an efficient, one-pot catalytic synthesis in which internal olefins are isomerized, reacted with hydrogen and carbon monoxide to create an aldehyde, and finally reduced with an amine to produce the desired linear amine.

## And in Brevia ...

A copper fluoride-catalyzed route to aromatic fluorides developed by Subramanian and Manzer (p. 1665) produces water as its only by-product.

precisely dated CAI formation to have occurred about 2.7 million years before chondrule formation by using  $^{207}\text{Pb}$ - $^{206}\text{Pb}$  isochrons. These ages and time intervals between formation of different chondrite components will help modelers understand which processes, such as stellar winds, supernovae explosions, shock waves, or lightning, created the first solid particles in the solar system.

## Powering Up

Wide-band-gap semiconductors offer the potential of larger bandwidth and higher operating temperature for applications in power electron-

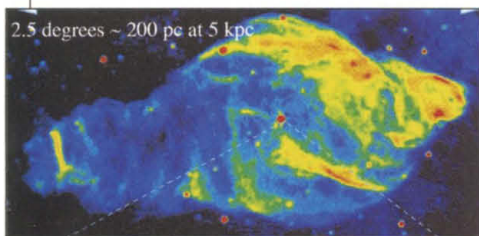
ics. Diamond, with a direct band gap of 7.5 electron volts, large thermal conductivity, and superior mechanical properties, is an ideal material, but single-crystal diamonds are expensive, and synthetic diamonds tend to have rather poor electronic qualities. Isberg *et al.* (p. 1670; see the Perspective by Amaratunga) have now grown single-crystal diamond thin films by microwave-plasma chemical vapor deposition that have the high carrier mobilities required for high-power electronics.

## Repairing Bacterial DNA Breaks

When ionizing radiation breaks DNA, the leftover blunt ends of the DNA helix can cause problems in the cell. Eukaryotes can repair these lesions by a process called nonhomologous end joining (NHEJ). Previously thought to be a special eukaryotic adaptation, Weller *et al.* (p. 1686) now show that *Bacillus subtilis* has the basic components of the NHEJ machinery—a simple version of the protein Ku and a DNA ligase—and that these components act together to repair radiation damage.

## Phosphorylation and Proton Pumping

The family of membrane proteins that generates ionic gradients use the energy of adenosine triphosphate (ATP) hydrolysis to pump cations energetically uphill with high selectivity and efficiency. Kühlbrandt *et al.* (p. 1692) built an atomic-resolution model of the proton ATPase of *Neurospora* by fitting a high-resolution x-ray structure of the calcium ATPase into a medium-resolution cryoelectron microscopic map. Based on this model, they suggest that large, sequential rotations of three cytoplasmic domains serve to link phosphorylation by the consumed ATP to the pumping of protons from the cytoplasm into the extracellular space. They provide experimental evidence that a fourth domain functions as an autoinhibitory switch that is itself regulated by phosphorylation. ✕





**THE  
MORE  
YOU  
NEED  
TO**

**EXTRACT  
INFORMATION  
FROM MULTIPLE  
DATA SOURCES  
INTEGRATE APPS  
AND DATA  
IN REALTIME  
COLLABORATE  
TO FIND THE  
SOLUTION  
SECURE ALL OF IT**

**THE  
MORE  
IBM  
LIFE  
SCIENCES  
CAN  
HELP**

**IBM LIFE SCIENCES AND ITS BUSINESS PARTNERS OFFER THE BROADEST ARRAY OF DATA MANAGEMENT SOLUTIONS.**

**IBM Life Sciences Framework.** A reliable, scalable, open environment that enables you to collaborate across functional areas and easily integrate diverse applications, accelerating the drug discovery process.

**DiscoveryLink™.** A data management solution that enables you to find what you need in realtime, across multiple data sources, with a single query.

To order a free CD, visit [ibm.com/solutions/lifesciences/data10](http://ibm.com/solutions/lifesciences/data10)

**IBM®**



## It Takes Nitrogen to Break Nitrogen

The nitrogenase enzyme catalyzes the transformation of atmospheric dinitrogen into bioavailable ammonia. The catalytically active component of the enzyme is the MoFe metalloprotein, in which the active site is the FeMo-cofactor. Now Einsle *et al.* (p. 1696; see the Perspective by Smith) have determined the structure of the MoFe protein at 1.16 angstrom resolution and see a previously unrecognized central ligand that is likely to be nitrogen coordinated to six iron atoms in the FeMo-cofactor. This central atom completes a tetrahedral coordination for the six iron atoms instead of the rather unusual trigonal coordination that was proposed based on lower resolution structures. A nitrogen in the cofactor raises the possibility that enzymatic dinitrogen reduction has mechanistic elements in common with the industrial Haber-Bosch process, which proceeds through an iron-nitride intermediate.

## Getting Packed

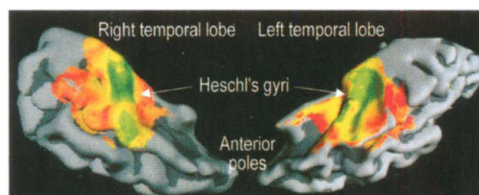
Proteases destined for the lysosome—the degradative organelle of the cell—are packaged upon exit from the trans-Golgi network into clathrin-coated vesicles. Recently, a set of proteins, the GGAs, was identified as playing a role in the recruitment and packaging of these proteins. Now Doray *et al.* (p. 1700) have refined our understanding of the mechanisms involved by demonstrating a kind of molecular conveyance system by which cargo molecules—mannose-6-phosphate receptors—are sequentially handed off from the GGAs to adaptor components of the Golgi-associated clathrin-coated vesicles.

## ZAPing Viral RNA

Abundant intracellular mechanisms have evolved to impede different stages of viral replication. In the search for new antiviral genes, Gao *et al.* (p. 1703) transduced a thymidine kinase (TK) negative cell line with a library of complementary DNAs (cDNAs). After infection with TK<sup>+</sup> retroviruses, potentially virus-resistant cells (those that lacked viral TK expression) were selected by culturing with a toxic thymidine analog. cDNA from one clone displaying high viral resistance was found to encode a gene that conferred specific antiviral activity when cloned and re-expressed in fibroblast cells. The protein ZAP encodes a zinc-fingered protein that could block nuclear export of viral RNA, pointing to an unusual mode of restricting viral replication within a host cell.

## Higher Levels of Hearing in Humans

In the human auditory cortex, the spatiotemporal principles of encoding sound information are not yet fully understood. Seifritz *et al.* (p. 1706) used novel functional imaging techniques to reveal two different distinct types of neural responses associated with the same auditory stimulation. One shows a transient pattern, and the other has a sustained response. The anatomical distribution of these responses is partially segregated and correlates with the functional and morphological distinction of core and belt areas. The more transient response is found in belt areas, whereas the sustained response is localized to the core of the auditory cortex, in Heschl's gyrus, which contains primary auditory cortex.

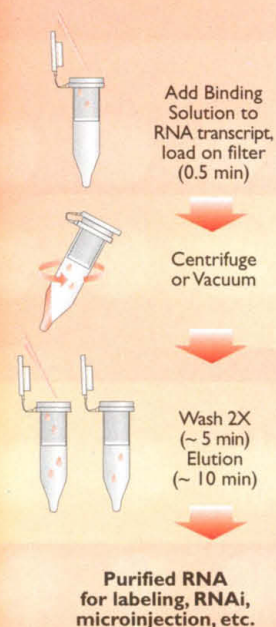


## Monkey See, Monkey Count

The ability to count would have adaptive benefits for nonhuman primates, such as in conflict situations and foraging. Although studies have shown that there are number-responsive neurons in the parietal cortex of monkeys, there has been considerable debate whether monkeys can abstract numbers from visual information. Nieder *et al.* (p. 1708; see the Perspective by Dehaene) trained macaque monkeys to respond when two consecutive displays contained the same number of dots. Once trained, recordings were obtained from neurons in the monkeys' prefrontal cortex. The authors found that there were neurons that responded preferentially to a given number of objects, and that the monkeys generalized their training so that they recognized equal numbers of objects that differed in size, shape, and arrangement.

# SPEED UP RNA CLEANUP

The **MEGAclear™ Purification Kit** is the only product optimized specifically to clean up large-scale transcription reactions. MEGAclear is ideal for RNAi, aRNA, array analysis, microinjection and in vivo translation methods.



Optimized clean up of large-scale transcription reactions

Offers consistent results

Simple and fast procedure

Reliably recovers from 1 ng to 500 ug of RNA

**Ambion®**

THE RNA COMPANY®

1-800-888-8804 • WWW.AMBION.COM

Copyright © 2002 • ADSCL012402.MECLR





## Rapid and efficient profiling of novel kinases

- Novel substrates within a few days
- All annotated human phosphorylation sites
- Small sample volumes
- Benchmarked with leading industry and academic research groups

# pepSTAR™ Micro-Arrays

## Kinase Substrate Chips



Jerini AG  
Invalidenstrasse 130  
10115 Berlin, Germany  
Phone: +49 - 30 - 9 78 93-0  
Fax: +49 - 30 - 9 78 93-105  
e-mail: pepstar@jerini.com  
[www.jerini.com/array](http://www.jerini.com/array)

### Further kinase-related applications

- Anti-target screening
- Chemical knockouts
- Transformation of kinase substrate into drug-like inhibitor
- Testing of anti-phosphopeptide antibody specificity



Genomics



You know where you need to go. Here's how to get there.

**Introducing the Applied Biosystems 3730xL DNA Analyzer.  
Cross over to the future of production sequencing.**

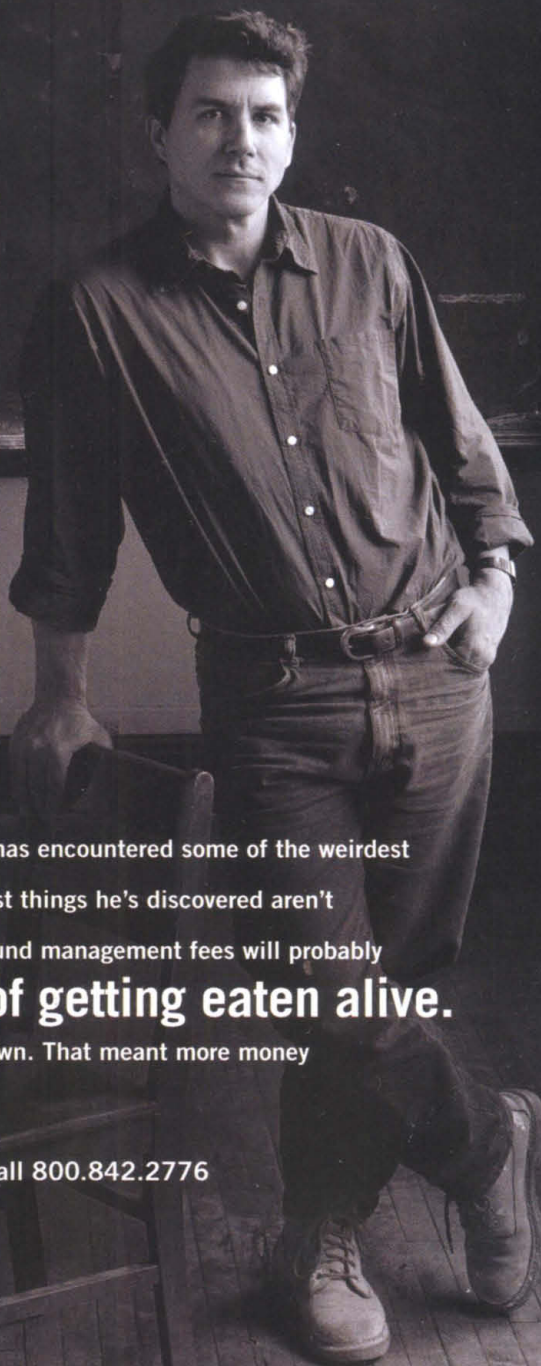
Whatever your path of discovery, Applied Biosystems 3730xL DNA Analyzer will get you there faster and more cost-effectively. The fully automated platform combines industry-leading chemistries with innovative optics and capillary design to enhance data quality and reduce sequencing costs by 50% or more. In fact, with a typical payback of 12–24 months, you can double—or even triple—the amount of passing sequence data generated, without increasing your current operating budget. Available in 96- or upgradable 48-capillary configurations. **To get there today, visit <http://info.appliedbiosystems.com/3730xL>, or call 1.650.638.5800.\***



**AB Applied Biosystems**  
Data. Decision. Discovery.

\*US toll-free: 1.877.287.5700. Applied Biosystems is committed to providing the world's leading technology and information for life scientists. Applied Biosystems consists of the Applied Biosystems and Celera Genomics businesses. AB (Design) and Applied are trademarks and Applied Biosystems is a registered trademark of Applied Biosystems or its subsidiaries in the US and certain other countries. For Research Use Only. Not for use in diagnostic procedures. © 2002 Applied Biosystems. All rights reserved.





**Paleontologist Paul Sereno** has encountered some of the weirdest creatures that ever walked the earth. Yet some of the scariest things he's discovered aren't likely to become extinct anytime soon. Sad to say, mutual fund management fees will probably outlast us all. That's why Dr. Sereno **was afraid of getting eaten alive.** So he turned to a company famous for keeping the costs down. That meant more money for him and less for the monsters.

Log on for ideas, advice, and results. [TIAA-CREF.org](http://TIAA-CREF.org) or call 800.842.2776




*Managing money for people  
with other things to think about.<sup>SM</sup>*

RETIREMENT | INSURANCE | MUTUAL FUNDS | COLLEGE SAVINGS | TRUSTS | INVESTMENT MANAGEMENT

Paul Sereno became a participant in 1987. TIAA-CREF Individual and Institutional Services, Inc., and Teachers Personal Investors Services, Inc., distribute securities products. © 2002 Teachers Insurance and Annuity Association-College Retirement Equities Fund (TIAA-CREF), New York, NY. For more complete information on TIAA-CREF Mutual Funds, please call 800.223.1200 for a prospectus. Read it carefully before you invest. A portion of the management fee is currently waived. A charitable donation was made to Project Exploration ([www.projectexploration.org](http://www.projectexploration.org)) on behalf of Paul Sereno.





**DB2** software

**THE  
MORE  
YOU  
NEED  
TO**

**CONTROL ACCESS  
TO YOUR DATA**

**MANAGE EXPONENTIAL  
DATA GROWTH**

**COLLABORATE ACROSS  
MULTIPLE OPERATING  
SYSTEMS**

**WORK WITH A FASTER,  
MORE COST-EFFECTIVE  
ENVIRONMENT THAN  
ORACLE**

**THE  
MORE  
IBM  
LIFE  
SCIENCES  
CAN  
HELP**

**LIFE SCIENCE COMPANIES ARE MIGRATING TO DB2 DATA MANAGEMENT SOFTWARE.**

Structural Bioinformatics® chooses DB2 on Linux® along with IBM solutions. Seeking to offer its customers faster, better services at lower costs, SBI migrated its protein-modeling system from an Oracle and Sun based infrastructure to an IBM solution that would provide more processing speed and capacity with higher availability and reliability.


MDS Proteomics chooses DB2 to develop its powerful and scalable bioinformatics platform for drug discovery. DB2 was also the choice for the development of the Biomolecular Interaction Network Database (BIND), a publicly available database intended to allow researchers worldwide to accelerate molecular discovery.

To receive our new CD and a free DB2 quote, visit [ibm.com/solutions/lifesciences/db2i](http://ibm.com/solutions/lifesciences/db2i)

IBM is a registered trademark of International Business Machines Corporation in the United States, other countries, or both. © 2002 IBM Corporation. All rights reserved. Price claim is based on D.H. Brown and Associates January 2002 report. © 2002 Structural Bioinformatics, Inc. © MDS Proteomics. All rights reserved. Linux is a registered trademark of Linus Torvalds. Other company, product and service names may be trademarks or service marks of others.

**IBM**





# Celebrate!

For forty years, one name has been synonymous with quality and reliability in cell culture media, sera and reagents—worldwide.

We've always led the way, from the first commercial sales of liquid and dry powder media to our latest innovations in specialty media.

GIBCO™ products. Bringing you better cell culture since 1962.



United States Headquarters:  
Invitrogen Corporation  
1600 Faraday Avenue  
Carlsbad, California 92008  
Tel: 1 760 603 7200  
Tel (Toll Free): 1 800 955 6288  
Fax: 1 760 603 7229  
Email: tech\_service@invitrogen.com

European Headquarters:  
Invitrogen Ltd  
Inchinnan Business Park  
3 Fountain Drive  
Paisley PA4 9RF, UK  
Tel: +44 (0) 141 814 6100  
Fax: +44 (0) 141 814 6260  
Email: eurotech@invitrogen.com

Go to [www.invitrogen.com/gibco](http://www.invitrogen.com/gibco)

These products are for research use, and where appropriate, as raw material components in further cell culture manufacturing applications. They are not intended for human or animal diagnostic, therapeutic, or other clinical uses, unless otherwise stated.

© 2002 Invitrogen Corporation PAS02-060MS



## GIBCO™ Chemically-Defined Nutrient Media

Contains No Components of Animal or Human Origin, Providing Unrivaled Consistency

When you're choosing nutrient media for growing cells that may ultimately be used in genomic, clinical research, or biopharmaceutical applications, there's no room for compromise.

That's why you should be aware that some commercially available nutrient media labeled "chemically-defined" actually contain proteins.

GIBCO™ CD media are both chemically-defined and protein-free in the truest sense. They contain *no* components of animal or human origin: no proteins,

hydrolysates, or elements of unknown composition. All components have a known chemical structure. Because they offer the highest degree of definition of constituency, these innovative media provide unrivaled consistency and reduce the possibility of contamination by adventitious agents.

These media are optimized to minimize adaptation time from existing culture and to simplify the scale-up process.

- CD Hybridoma Medium
- CD CHO Medium
- CD 293 Medium

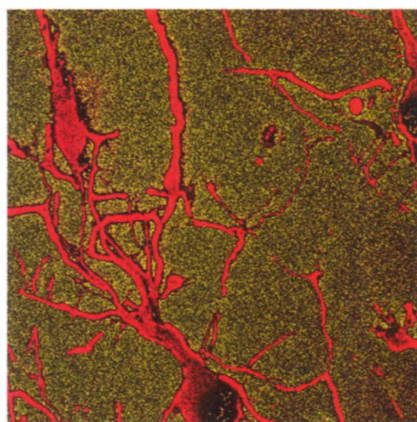


### Opti-MEM® I Reduced Serum Medium

#### Ideal for Vaccine and Virus Production

Reduce serum requirements by at least 50% with Opti-MEM® I Reduced Serum Medium, a preferred medium for virus production. Highly versatile Opti-MEM® decreases dependence on serum while producing virus yields equivalent to or better than those produced by classical media plus serum.

- Promotes growth of a wide variety of mammalian cell types
- Significantly reduces serum requirements
- Extends the useful life of a serum batch
- Suitable for growth and maintenance of adherent and suspension cultures



### Neuronal Culture Products

#### Improve Growth of Primary Neurons

Connect with media, supplements, and growth factors expressly developed to advance neuroscience research. Neurons grown in GIBCO™ media facilitate better control in studies of development, mechanisms of signaling, electrophysiology, pharmacology, plasticity, *in vitro* growth requirements, gene expression, and neurotoxicity.

- Neurobasal™ Media meet the neural cell's special requirements
- B-27 Supplements in three application-specific formulations
- N-2 Supplement
- G-5 Supplement
- Neurotrophins and other growth factors



### GlutaMAX™ Media

#### Prevent L-glutamine Degradation

Avoid instability. Use GlutaMAX™ Media in cloning assays, toxicity testing, high-density bioreactors, and metabolic studies.

- Prevent L-glutamine decomposition
- Available in many widely used media formulations
- Minimize toxic ammonia build-up

[www.invitrogen.com/gibco](http://www.invitrogen.com/gibco)



1200 New York Avenue, NW

Washington, DC 20005

Editorial: 202-326-6550, FAX 202-289-7562

News: 202-326-6500, FAX 202-371-9227

Permissions: 202-326-7074, FAX 202-682-0816

Subscriptions: 800-731-4939 or 202-326-6417, FAX 202-842-1065

Bateman House, 82-88 Hills Road

Cambridge, UK CB2 1LQ

(44) 1223-326500, FAX (44) 1223-326501

EDITOR-IN-CHIEF Donald Kennedy

EXECUTIVE EDITOR Monica M. Bradford

DEPUTY EDITORS NEWS EDITOR

R. Brooks Hanson Katrina L. Kelner Colin Norman

**EDITORIAL/COMPASS SUPERVISORY SENIOR EDITORS** Barbara Jasny, Guy Riddihough, Phillip D. Szuroni; **SENIOR EDITOR/PERSPECTIVES** Orla Smith; **SENIOR EDITORS** Gilbert J. Chin, Pamela J. Hines, Paula A. Kiberstis (Boston), Beverly A. Pumell, L. Bryan Ray, Linda R. Rowan; **ASSOCIATE EDITORS** Lisa D. Chong, Marc S. Lavine, H. Jesse Smith, Valda Vinson; **EDITOR, SCIENCE ONLINE** Stewart Wills; **ASSOCIATE ONLINE EDITOR** Tara S. Marathe; **ASSOCIATE BOOK REVIEW EDITOR** Sherman J. Suter; **ASSOCIATE LETTERS EDITOR** Etta Kavanagh; **INFORMATION SPECIALIST** Janet Kegg; **CONTRIBUTING EDITOR** Kevin Ahern; **EDITORIAL MANAGER** Cara Tate; **SENIOR COPY EDITORS** Jeffrey E. Cook, Harry Jach, Monique Martineau, Barbara P. Ordway; **COPY EDITOR** Trista Wagner; **EDITORIAL COORDINATORS** Carolyn

Kyle, Ellen E. Murphy, Beverly Shields; **PUBLICATION ASSISTANTS** Chris Filiatreau, Joi S. Granger, Jeffrey Hearn, Elise Laffman, Scott Miller, Gail Murphy, Brian White, Anita Wynn; **EDITORIAL ASSISTANTS** Lisa Johnson, Dorothy Matthews, Yolanda Matthews, Patricia M. Moore, Tunisia L. Riley; **EXECUTIVE ASSISTANT** Sylvia S. Kihara; **ADMINISTRATIVE SUPPORT** Patricia F. Fisher

science\_editors@aaas.org (for general editorial queries)  
science\_letters@aaas.org (for letters to the editor)  
science\_reviews@aaas.org (for returning manuscript reviews)  
science\_bookrevs@aaas.org (for book review queries)

**NEWS SENIOR CORRESPONDENTS** Eliot Marshall, Jean Marx; **DEPUTY NEWS EDITORS** Robert Coontz, Jeffrey Mervis, Leslie Roberts; **ASSOCIATE NEWS EDITOR** Laura Helmuth; **CONTRIBUTING EDITORS** Elizabeth Culotta, Polly Shulman; **NEWS WRITERS** Jennifer Couzin, Martin Enserink, Constance Holden, Jocelyn Kaiser, Richard A. Kerr, Andrew Lawler (Boston), David Malachuk, Elizabeth Pennisi, Charles Seife, Robert F. Service (Pacific NW), Erik Stokstad, Erica Goldman (intern); **CONTRIBUTING CORRESPONDENTS** Marcia Barinaga (Berkeley, CA), Kathryn Brown, Barry A. Cipra, Jon Cohen (San Diego, CA), Daniel Ferber, Ann Gibbons, Robert Irion, Mitch Leslie (NetWatch), Charles C. Mann, Virginia Morell, Evelyn Strauss, Gary Taubes, David Voss, Ingrid Wickelgren; **COPY EDITORS** Laura Atwood, Linda B. Felaco, Daniel Ferber, Ann Gibbons, Robert Irion, Mitch Leslie (NetWatch), Charles C. Mann, Virginia Morell, Evelyn Strauss, Gary Taubes, David Voss, Ingrid Wickelgren; **COPY EDITORS** Laura Atwood, Linda B. Felaco, Daniel Ferber, Ann Gibbons, Robert Irion, Mitch Leslie (NetWatch), Charles C. Mann, Virginia Morell, Evelyn Strauss, Gary Taubes, David Voss, Ingrid Wickelgren; **ADMINISTRATIVE SUPPORT** Scherraine Mack, Fannie Groom; **BUREAUS** Berkeley, CA: 510-652-0302, FAX 510-652-1867, Boston, MA: 617-542-5098, San Diego, CA: 760-942-3252, FAX 760-942-4979, Pacific Northwest: 503-963-1940

**PRODUCTION DIRECTOR** James Landry; **SENIOR MANAGER** Wendy K. Shank; **ASSISTANT MANAGER** Rebecca Doshi; **SENIOR SPECIALIST** Vicki J. Jorgensen; **SPECIALISTS** Tara L. Kelly, Jessica K. Moshell, Amanda K. Skelton

**PREFLIGHT OPERATIONS DIRECTOR** David M. Tompkins; **MANAGER** Marcus Sieglar

**ART DESIGN DIRECTOR** C. Faber Smith; **ART DIRECTOR** Alan T. Stonebraker; **ASSOCIATE ART DIRECTOR** Joshua Moglia; **ILLUSTRATORS** Cameron Slayden, Katharine Sutcliffe; **ASSOCIATES** Holly Bishop, Debra J. Morgenegg, Preston Morrighan; **JULIE WHITE PHOTO RESEARCHER** Leslie Blizard

#### SCIENCE INTERNATIONAL

**EUROPE** (science@science-int.co.uk) **EDITORIAL** INTERNATIONAL MANAGING EDITOR Andrew M. Sugden; **SENIOR EDITOR/PERSPECTIVES** Julia Fahrenkamp-Uppenbrink; **SENIOR EDITORS** Caroline Ash, Stella M. Hurlley, Ian S. Osborne, Peter Stern; **ASSOCIATE EDITOR** Stephen J. Simpson; **EDITORIAL SUPPORT** Cheryl Sharp, Emma Westgate; **ADMINISTRATIVE SUPPORT** Janet Mumford, Jill White, Lara Crowe, Mark Chadwick; **NEWS EUROPEAN NEWS EDITOR** Richard Stone; **DEPUTY NEWS EDITOR** Daniel Clery; **CORRESPONDENTS** Michael Balter (Paris: (33) 1-49-29-09-01, FAX (33) 1-49-29-09-00), Gretchen Vogel (Berlin: (49) 30-2809-3902, FAX (49) 30-2809-8365), John Bohannon (intern)

**ASIA** Japan Office: Asca Corporation, Eiko Ishioka, Fusako Tamura, 1-8-13, Hirano-cho, Chuo-ku, Osaka-shi, Osaka, 541-0046 Japan; (81) 6-6202-6272, FAX (81) 6-6202-6271; asca@os.gulf.or.jp **JAPAN NEWS BUREAU** Dennis Normile (contributing correspondent), (81) 3-3335-9925, FAX (81) 3-3335-4898; dnormile@twics.com; **CHINA REPRESENTATIVE** Hao Xin, (86) 10-6307-4439 or 6307-3676, FAX (86) 10-6307-4358; science@public3.bta.net.cn; **INDIA** Pallava Bagla (contributing correspondent) (91) 11-271-2896; pbagla@ndb.vsnl.net.in

#### INFORMATION FOR CONTRIBUTORS

See pages 163 and 164 of the 5 April 2002 issue or access [www.sciencemag.org/feature/contribinfo/home.shtml](http://www.sciencemag.org/feature/contribinfo/home.shtml)

EXECUTIVE PUBLISHER Alan I. Leshner

PUBLISHER Beth Rosner

**FULFILLMENT & MEMBERSHIP SERVICES** (membership@aaas.org) **DIRECTOR** Marlene Zende; **MEMBER SERVICES MANAGER** Michael Lung; **SENIOR SPECIALIST** Mary Curry; **COORDINATOR** Jantell Stone; **SPECIALISTS** Laurie Baker, Pat Butler, Elizabeth Early, Katrina Smith; **MARKETING MANAGER** Gregory Urquhart; **PRODUCTION MANAGER** Lauri Sirois; **SENIOR ASSOCIATE** Deborah Stromberg; **INTERNATIONAL MARKETING MANAGER** Ruth Hall; **SENIOR EDITOR** Martin Paine; **RESEARCH MANAGER** Renuka Chander; **BUSINESS AND FINANCE MANAGER** Teresa Ellis; **ADMINISTRATIVE SUPPORT** Zadia McGinnis; **COMPUTER SPECIALIST** John Williams

**SUBSCRIPTION SERVICES** For change of address, missing issues, new orders and renewals, and payment questions: 800-731-4939 or 202-326-6417, FAX 202-842-1065. Mailing addresses: AAAS, P.O. Box 1811, Danbury, CT 06813 or AAAS Member Services, 1200 New York Avenue, NW, Washington, DC 20005

**REPRINTS** Ordering/Billing/Status 800-635-7171; **Corrections** 202-326-6501

**MEMBER BENEFITS** For Credit Card: MBNA 1-800-847-7378; Car Rentals: Hertz 1-800-654-2200 CDP#343457, Dollar 1-800-800-4000 #AA1115; AAAS Travels: Bethchart Expeditions 1-800-252-4910; Life Insurance: Seabury & Smith 1-800-424-9883; Other Benefits: AAAS Member Services 1-202-326-6417.

**BUSINESS OPERATIONS AND ADMINISTRATION** **DIRECTOR** Deborah Rivera-Wienhold; **SENIOR ANALYST** Randy Yi; **FINANCIAL ANALYSTS** Lisa Donovan, Jessica Tierney-Rubin; **RIGHTS AND PERMISSIONS** ASSOCIATE Emily David; **ASSISTANT** Karen Lentz; **MARKETING DIRECTOR** John Meyers; **RECRUITMENT MARKETING MANAGER** Allison Pritchard; **ASSOCIATES** Mary Ellen Crowley, Amanda

Donaher; **ELECTRONIC MEDIA MANAGER** Don Hemmaway; **INTERNET PRODUCTION MANAGER** Elizabeth Hamman; **ASSISTANT PRODUCTION MANAGER** Wendy Stengel; **SENIOR PRODUCTION ASSOCIATES** Sheila Myers, Lisa Stanford; **PRODUCTION ASSOCIATES** Carla Cathey, Eugene Mosley, Louis Williams; **LEAD APPLICATIONS DEVELOPER** Carl Saffell; **ADMINISTRATIVE SUPPORT** Joyce Scott

**PRODUCT ADVERTISING** (science\_advertising@aaas.org) **NORTHEAST AND E. CANADA** Elizabeth Pointek: 860-612-0306, FAX 413-480-0008; **MIDWEST** Rick Bongiovanni: 330-405-7080, FAX 330-405-7081; **WEST COAST/S. CANADA** B. Neil Boylan: 415-458-1630, FAX 415-458-1631; **MED-ATLANTIC AND SOUTHEAST SALES** Christopher Breslin: 443-512-0330, FAX 443-512-0331; **UK/SCANDINAVIA/France/ITALY/BELGIUM/NETHERLANDS** Andrew Davies: 44 (0)1-782-750-111, FAX 44 (0)1-782-751-999; **GERMANY/SWITZERLAND/AUSTRIA** Tracey Peers: 44 (0)1-782-752-530, FAX 44 (0)1-782-752-531 **JAPAN** Masahiko Yoshikawa: (81) 3-3235-5961, FAX (81) 3-3235-5852 **ISRAEL** Jessica Nachlas: 001 972-3-5449123; **TRAFFIC MANAGER** Carol Maddox; **SALES COORDINATOR** Deandra Underwood

**RECRUITMENT ADVERTISING** (science\_classifieds@aaas.org); **PRODUCTION MANAGER** Jennifer Rankin; **ASSISTANT PRODUCTION MANAGER** Deborah Tompkins; **U.S. SALES MANAGER** Gabrielle Boguslawski: 718-491-1607, FAX 202-289-6742; **WEST COAST SALES MANAGER** Kristine von Zedlitz; **EAST COAST SALES MANAGER** Jill Steinberg; **INTERNET SALES MANAGER** Beth Dwyer; **ASSISTANT SALES MANAGER** Daryl Anderson; **SENIOR SALES COORDINATOR** Erika Bryant; **SALES REPRESENTATIVES** Rohan Edmonson, Caroline Gallina, Shirley Young; **SALES REPRESENTATIVES** Kathleen Clark, Sussy Castilla, Christina Geiger, Bren Peters-Minnis; **ASSISTANT** Emmet Tesfaye; **ASSOCIATES** Christine Hall, Dina Freeman, Greta Springett; **PUBLICATIONS ASSISTANTS** Robert Buck, Jane Vaughn; **INTERNATIONAL MARKETING AND RECRUITMENT ADVERTISING PUBLISHING SERVICES DIRECTOR** Debbie Harris; **PROMO-**

**TIONS COORDINATOR** Richard Walters; **INTERNET SALES EXECUTIVE** Tracy Holmes; **AUSTRALIA/NEW ZEALAND** Keith Sandell: (61) 02-9922-2977, FAX (61) 02-9922-1100 **JAPAN** Masahiko Yoshikawa: (81) 3-3235-5961, FAX (81) 3-3235-5852

**AAAS BOARD OF DIRECTORS** **RETIRED PRESIDENT, CHAIR** Peter H. Raven; **PRESIDENT** Floyd E. Bloom; **PRESIDENT-ELECT** Mary Ellen Avery; **TREASURER** David E. Shaw; **CHIEF EXECUTIVE OFFICER** Alan I. Leshner; **BOARD LEVIES** M. Branscom; **John E. Burris**; **Nina V. Fedoroff**; **Karen A. Holbrook**; **Richard A. Meserve**; **Norine E. Noonan**; **Robert C. Richardson**; **Lydia Villa-Komaroff**

Published by the American Association for the Advancement of Science (AAAS), Science serves its readers as a forum for the presentation and discussion of important issues related to the advancement of science, including the presentation of minority or conflicting points of view, rather than by publishing only material on which a consensus has been reached. Accordingly, all articles published in Science—including editorials, news and comment, and book reviews—are signed and reflect the individual views of the authors and not official points of view adopted by the AAAS or the institutions with which the authors are affiliated.

AAAS was founded in 1848 and incorporated in 1874. Its mission is to advance science and innovation throughout the world for the benefit of all people. The goals of the association are to: foster communication among scientists, engineers and the public; enhance international cooperation in science and its applications; promote the responsible conduct and use of science and technology; foster education in science and technology for everyone; enhance the science and technology workforce and infrastructure; increase public understanding and appreciation of science and technology; and strengthen support for the science and technology enterprise.

#### Advancing science • Serving society

#### BOARD OF REVIEWING EDITORS

Frederick W. Alt  
Children's Hospital, Boston  
Frank S. Bates  
Univ. of Minnesota  
Ray H. Baughman  
Univ. of Texas, Dallas  
Stephen J. Benkovic  
Pennsylvania St. Univ.  
Michael J. Bevan  
Univ. of Washington  
Ton Bisseling  
Wageningen Univ.

Henry R. Bourne  
Univ. of California, SF  
Lewis M. Branscomb  
Harvard Univ.  
Dennis Bray  
Univ. of Cambridge  
Joseph A. Burns  
Cornell Univ.  
William P. Butz  
RAND  
Mildred Cho  
Stanford Univ.  
Joanne Chory  
The Salk Institute

David Clapham  
Children's Hospital, Boston  
J. M. Claverie  
CNRS, Marseille  
Jonathan D. Cohen  
Princeton Univ.  
Robert Colwell  
Univ. of Connecticut  
Peter Crane  
Royal Botanic Gardens, Kew  
F. Fleming Crim  
Univ. of Wisconsin  
Robert Desimone  
NIMH, NIH  
Julian Downward  
Cancer Research UK  
Denis Duboule  
Univ. of Geneva  
Richard Ellis  
California Inst. of Technology  
John Eppig  
The Jackson Labs  
Gerhard Ertl  
Fritz-Haber-Institut, Berlin  
Paul G. Falkowski  
Rutgers Univ.  
Douglas T. Fearon  
Univ. of Cambridge  
Tom Fenchel  
Univ. of Copenhagen  
Jeffrey S. Flier  
Harvard Medical School  
Richard Fortey  
The Natural History Museum, London

Yves Frégnac  
CNRS, Gif-sur-Yvette  
Chris D. Frith  
Univ. College London  
Don Ganem  
Univ. of California, SF  
James Gimzewski  
Univ. of California, LA  
Alex Halliday  
ETH Zentrum, Zürich  
Martin Heimann  
Max Planck Inst., Jena  
Tsukuru Honjo  
Kyoto Univ.  
Evelyn L. Hu  
Univ. of California, SB  
Meyer B. Jackson  
Univ. of Wisconsin Med. School  
Stephen Jackson  
Univ. of Cambridge  
Bernhard Keimer  
Max Planck Inst., Stuttgart  
Christian Kömer  
Botanisches Institut, Basel  
Alan B. Krueger  
Princeton Univ.  
Michael LaBarbara  
Univ. of Chicago  
Angus I. Lamond  
Univ. of Dundee  
Antonio Lanzavecchia  
Inst. of Res. in Biomedicine  
Anthony J. Leggett  
Univ. of Illinois, Urbana-Champaign  
Norman L. Letvin  
Beth Israel Deaconess Medical Center, Boston

Michael S. Levine  
Univ. of California, Berkeley  
Richard Losick  
Harvard Univ.  
Raul Madariaga  
École Normale Supérieure, Paris  
Rick Maizels  
Univ. of Edinburgh  
George M. Martin  
Univ. of Washington  
Diane Mathis  
Harvard Medical School  
Andrew Murray  
Harvard Univ.  
Elizabeth G. Nabel  
NHLBI, NIH  
Naoto Nagao  
Univ. of Tokyo  
Shigakazu Nagata  
Osaka Univ. Medical School  
Alexandra Navrotsky  
Univ. of California, Davis  
James Nelson  
Stanford Univ. School of Medicine  
Roger Nicoll  
Univ. of California, SF  
Malcolm Parker  
Imperial College  
Roy R. Parker  
Univ. of Arizona  
Michele Parinello  
Centro Svizzero di Calcolo Scientifico  
Linda Partridge  
Univ. College London

Stuart L. Pimm  
Duke Univ.  
Philippe Poulin  
CNRS  
Danny Reinberg  
Univ. of Medicine and Dentistry-New Jersey  
Janet Rossant  
Univ. of Toronto  
David G. Russell  
Cornell Univ.  
Philippe Sansonetti  
Institut Pasteur  
Dan Schrag  
Harvard Univ.  
Georg Schulz  
Albert-Ludwigs-Universität Freiburg  
Terrence J. Sejnowski  
The Salk Institute  
Kazuo Shinzaki  
RIKEN  
Susan Solomon  
NOAA  
George Somero  
Stanford Univ.  
Christopher R. Somerville  
Carnegie Institution of Washington, Stanford  
Will J. Stewart  
Blakesley, UK  
Edward I. Stiefel  
Princeton Univ.  
Bruce Stillman  
Cold Spring Harbor Laboratory  
Thomas Stocker  
Univ. of Bern

Tomoyuki Takahashi  
Univ. of Tokyo  
Marc Tessier-Lavigne  
Stanford Univ.  
Joan S. Valentine  
Univ. of California, LA  
Michiel van der Klis  
Astronomical Inst. of Amsterdam  
Derek van der Kooy  
Univ. of Toronto  
Bert Vogelstein  
Johns Hopkins  
Christopher A. Walsh  
Harvard Medical School  
Christopher T. Walsh  
Harvard Medical School  
Graham Warren  
Yale Univ. School of Medicine  
Julia R. Weertman  
Northwestern Univ.  
Arthur Weiss  
Univ. of California, SF  
R. Sanders Williams  
Duke University  
Ian A. Wilson  
The Scripps Res. Inst.  
Richard A. Young  
The Whitehead Inst.  
Martin Zatz  
NIMH, NIH  
Walter Ziegglansberger  
Max Planck Inst., Munich  
Huda Zoghbi  
Baylor College of Medicine  
Maria Zuber  
MIT

#### SENIOR EDITORIAL BOARD

John I. Brauman, Chair, Stanford Univ.  
Philip H. Abelson, AAAS  
Joseph L. Goldstein, Univ. of Texas Southwestern Med. Ctr.  
Richard Losick, Harvard Univ.  
Robert May, Univ. of Oxford  
Marcia McNutt, Monterey Bay Aquarium Research Inst.  
Vera C. Rubin, Carnegie Institution of Washington  
Christopher R. Somerville, Carnegie Institution of Washington, Stanford  
Yoshinori Tokura, Univ. of Tokyo  
Gerhard Wegner, Max Planck Inst. of Polymer Research, Mainz

#### BOOK REVIEW BOARD

David Bloom, Harvard Univ.  
Londa Schiebinger, Pennsylvania State Univ.  
Richard Shweder, Univ. of Chicago  
Robert Solow, MIT  
David Voss, Science  
Ed Wasserman, DuPont  
Lewis Wolpert, Univ. College, London

## Amplification



*(Cyclerus personalis)*

# A New Breed

Introducing the new **MyCycler™** thermal cycler. With great performance and loads of personal features, it's a lab's best friend.

### Exceptional Performance

- Large graphical display
- USB communication
- Self-adjusting heating lid
- Intuitive programming

### Personal Thermal Cycling

- Programmable user preferences
- Selectable power save mode
- Sleek, compact design

### Amplification Tools

- Hot-start *Taq* DNA polymerase
- Core PCR reagents
- PCR tubes and plates
- Unsurpassed customer service



Visit us on the Web at [discover.bio-rad.com](http://discover.bio-rad.com)  
Call toll free at 1-800-4BIORAD (1-800-424-6723);  
outside the US, contact your local sales office.

**BIO-RAD**



# AAAS Travels

For members and friends of AAAS

## Explore!

Highlighting the winter travel calendar are wonderful expeditions "Down Under" and to the greatest wilderness of all, Antarctica! If you love to travel, give us a ring! We would like to hear from you. Exciting new trips are always being planned and this is just a sample of what is offered.

### New Zealand Expedition

November 9-25, 2002

January 17-February 2, 2003

Discover New Zealand's heritage and national parks, Christchurch & Rotorua, led by outstanding naturalist Ron Cometti! \$3,695 + air.



### Christmas in Tasmania

December 21-January 3, 2003

Discover Tasmania's rich natural heritage. Explore Cradle Mountain National Park and board M/V *Shokalskiy* to explore remote coastal parks. With Tasmania expert Dr. Robert Taylor. From \$3,995 + air.



### Costa Rica:

#### Nature's Treasurehouse

December 27-January 5, 2003

Explore the superb rain forests of Costa Rica and discover sloths, howler monkeys, leaf cutter ants, and fabulous national parks. \$2,595 + air



### Classic Antarctica

January 23-February 5, 2003

Join Dr. Wilford Weeks, noted polar scientist. Travel on M/V *Orlova* from Ushuaia to Paradise Bay and other renowned sites on the Antarctic Peninsula. The ultimate wilderness! From \$4,995 + air.



### India Wildlife Safari

January 23-February 7, 2003

From tigers to the Taj Mahal, discover the rich cultural heritage of India and explore the national parks. \$3,495 + air.



### Antarctica & the Falkland Islands

February 11-27, 2003

On board the *Clipper Adventurer*, explore the great white continent of Antarctica, and the remote Falkland Islands. Fabulous wildlife and scenery, with polar expert Dr. Willy Weeks. From \$7,670 (including air).

### Birder's Paradise: New Zealand's Subantarctic Islands

February 22-March 7, 2003

On board M/V *Shokalskiy* explore World Heritage islands: Auckland, Macquarie (Australian), Campbell & Snares renowned for seabirds & marine mammals. From \$4,595 + air.



Call For Detailed Trip Brochures

(800) 252-4910

Email: BetchartExKrisi@earthlink.net

## AAAS Travels

BETCHART EXPEDITIONS Inc.  
17050 Montebello Road  
Cupertino, California 95014-5435

## READER AND ADVERTISER RESOURCES

### Science Careers:

#### SCIENCECAREERS.ORG

##### Job Alerts

Did you know that *Science Careers* offers a free e-mail alert service called Job Alerts? Sign up today to receive the job listings you want in your inbox every week.

Find out more at  
[www.sciencecareers.org](http://www.sciencecareers.org)!

#### FOCUS ON CAREERS

AD SUPPLEMENT IN THE  
13 SEPTEMBER ISSUE

##### Postdoctoral Opportunities II

Ph.D. students who want to take postdoctoral fellowships face a series of key questions. In this report, academic and nonacademic sponsors of postdoctoral fellowships will provide advice on how to answer many of the questions.

Look for it in the 13 September issue.

### Product News:

#### LAB TECHNOLOGY TRENDS

SPECIAL AD SECTION IN THE  
20 SEPTEMBER ISSUE

##### Drug Discovery IV

This report will cover intellectual property and relationships among pharmaceutical companies and their partners.

Look for it in the 20 September issue.

#### WWW.SCIENCEPRODUCTLINK.ORG



##### Science Product Link

*Science's* online reader service system helps you find information on products advertised in the pages of *Science*. Search by product category, company name, keyword, or page number.

Find it all at  
[www.scienceproductlink.org](http://www.scienceproductlink.org).

### Trade Shows & Conferences

LOOK FOR COPIES OF THE 4 OCTOBER ISSUE OF *SCIENCE* AT THESE  
UPCOMING TRADE SHOWS AND CONFERENCES:

AMERICAN SOCIETY OF HUMAN GENETICS  
15-19 October, Baltimore, MD, [www.ashg.org](http://www.ashg.org)

R&D IN LIFE SCIENCES  
15-18 October, Basel, Switzerland,  
[www.rdfair.ch](http://www.rdfair.ch)

NIH RESEARCH WEEK  
17-18 October, Bethesda, MD, [www.nih.gov](http://www.nih.gov)

NIH CAREER FAIR  
15 October, Bethesda, MD, [www.nih.gov](http://www.nih.gov)

For *Science* sales representatives' contact information, please see the previous page.



*Science* is published by The American Association for the Advancement of Science.  
To subscribe to *Science* and become a member of the AAAS, go to [www.aaas.org](http://www.aaas.org).



Drug Discovery

Research

Clinical Screening

Luminescence Assay Systems

Introducing....

britelite



steadylite HTS



## Simpler. Brighter. Smarter.

Discover the **efficiency, speed, and simplicity** of  
PerkinElmer Life Sciences' luminescence assay systems!

### Introducing the new shining stars of our complete new family of solutions—*britelite*<sup>TM</sup> and *steadylite HTS*<sup>TM</sup>.

Looking for a complete luminescence assay solution? It's here, with the luminescence assay system family of products from PerkinElmer Life Sciences. The addition of *britelite* and *steadylite HTS* to our portfolio of products including *luclite*<sup>®</sup>, *ATPlite*<sup>TM</sup> and *firelite*<sup>TM</sup>\*, provides the solutions you need now! Featuring super bright, long-lasting signals and simplified preparation and reading, they deliver the performance—and results—your research demands.

### Now you can have it all!

- ▶ Long-lived luminescent signals for convenient batch processing
- ▶ Homogeneous mix-and-measure assays simplify your preparation and processes
- ▶ High sensitivity delivers an unsurpassed detection range
- ▶ Compatible with 1536-well plates for HTS

### Unsurpassed compatibility.

In addition to Fusion, the Lite family is compatible with the industry's leading detection instruments—TopCount<sup>®</sup>, MicroBeta<sup>®</sup>, EnVision<sup>TM</sup>, ViewLux<sup>TM</sup>, and ImageTrak<sup>TM</sup>—all available from PerkinElmer Life Sciences.

### Discover the power of Fusion!

The Fusion Multilabel Reader is

the detection instrument that delivers versatility, speed, and accuracy with every use. It's ideal for samples labeled with luminescence reagents, as well as many other platforms. It's part of PerkinElmer's total assay system solution!



### Learn more!

Visit [www.perkinelmer.com/smarter](http://www.perkinelmer.com/smarter) to learn more about taking your research further—faster—with our luminescence assay system family of products.



**Worldwide Headquarters:** PerkinElmer Life Sciences, Inc., 549 Albany Street, Boston, MA 02118-2512 USA (800) 551-2121

**European Headquarters:** PerkinElmer Life Sciences, Imperiastraat 8, B-1930 Zaventem Belgium +32 2 717 7911

**Technical Support:** in Europe: [techsupport.europe@perkinelmer.com](mailto:techsupport.europe@perkinelmer.com) in US and Rest of World: [techsupport@perkinelmer.com](mailto:techsupport@perkinelmer.com)

**Belgium:** Tel: 0800 94 540 • **France:** Tel: 0800 90 77 62 • **Netherlands:** Tel: 0800 02 23 042 • **Germany:** Tel: 0800 1 81 00 32 • **United Kingdom:** Tel: 0800 89 60 46  
**Switzerland:** Tel: 0800 55 50 27 • **Italy:** Tel: 800 79 03 10 • **Sweden:** Tel: 020 79 07 35 • **Norway:** Tel: 800 11 947 • **Denmark:** Tel: 80 88 3477 • **Spain:** Tel: 900 973 255

\**firelite* is not available in the U.S. All trademarks or registered trademarks are property of PerkinElmer Life Sciences



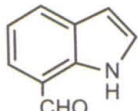


Your \$75,000 pen

## Use it to endorse your check.

At **InnoCentive**™, we're attaching very serious cash awards to very serious scientific challenges. If you solve one of our InnoCentive challenges, we'll pay you up to \$100,000 USD. InnoCentive has recruited innovation-driven companies who are reaching beyond their traditional R&D infrastructure to access the world's greatest minds. Minds like yours – contract research labs, working scientists, even retirees – anyone with the talent to solve significant challenges. Who knows, you may already have the solution. And if you do, we have a check with your name written all over it. Log on to [InnoCentive.com](http://InnoCentive.com), it's a natural evolution.

Recently awarded on [InnoCentive.com](http://InnoCentive.com)

	<p><b>AWARDED</b></p> <p>JUNE 2002 <b>INNOCENTIVE 40742</b> 7-FORMYL-INDOLE</p> <p><b>\$75,000 USD</b></p>
---	--



**INNOCENTIVE™**  
MINDS OVER MATTER  
[www.InnoCentive.com](http://www.InnoCentive.com)





## Perfect Team!

Pleasant pipetting with the highest level of precision results from the perfect teamwork of all details. Place your trust in an unbeatable team: pipettes and the new epTIPS pipette tips from eppendorf.

The **Eppendorf Research®** family: Variable manual and electronic pipettes for every research area:

- Unbeatable quality, handling and precision
- Optimised ergonomics for low effort manual pipetting or almost no effort electronic pipetting
- Single and multi-channel pipettes with identical operation

**Application Hotline:**  
**+49 180-3666789**

**epTIPS Filter** – The new Eppendorf filter tips

- Effective binding of aerosols
- Sterile and PCR clean (free of human DNA, DNase, RNase and PCR inhibitors)
- Production batch certificates available upon request
- Racks optimised for work with multi-channel pipettes



# eppendorf

*In touch with life*

your local distributor: [www.eppendorf.com/worldwide](http://www.eppendorf.com/worldwide)

Eppendorf AG · 22331 Hamburg · Germany · Phone +49 40-53801-0 · Fax +49 40-53801-556 · e-mail: [eppendorf@eppendorf.com](mailto:eppendorf@eppendorf.com)  
Brinkmann Instruments, Inc. · One Cantiague Rd. · Westbury, NY 11590-0207 · Phone 800-645-3050 or 516-334-7500 · Fax 516-334-7506  
e-mail: [info@brinkmann.com](mailto:info@brinkmann.com) · Internet: [www.brinkmann.com](http://www.brinkmann.com)



# We reinvented the wheel... ...to accelerate your research



## The PCR Workflow System

Automate your research with the **PCR Workflow System from Roche Applied Science**. Take advantage of our unique LightCycler Sample Carousel that integrates the MagNA Pure LC and LightCycler Instruments. Speed up your workflow to spend less time pipetting and more time advancing your research.

- Process virtually any sample material to isolate DNA, RNA, mRNA, and viral nucleic acids in less than two hours with the MagNA Pure LC Instrument.
- Perform real-time PCR analysis with the LightCycler Instrument in less than 40 minutes.
- Maximize flexibility in all applications (e.g., oncology research, infectious disease research, genotyping SNP).
- Generate reliable results with the highest reproducibility – day after day.

MagNA Pure LC Instrument



LC Carousel Centrifuge



LightCycler Instrument




Roche Diagnostics Corporation  
Roche Applied Science  
Indianapolis, IN

## From Sample to Results in Three Hours

### PCR Workflow System

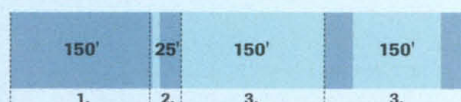
Total: **185 min**  
Hands on: **50 min**



1. Extraction  
2. PCR Setup  
3. PCR Amplification and Detection

### Manual Procedure

Total: **475 min**  
Hands on: **220 min**



For detailed information, visit  
[www.roche-applied-science.com/pcr-workflowsystem](http://www.roche-applied-science.com/pcr-workflowsystem)  
or contact your local sales representative

LightCycler and MagNA Pure are trademarks of a member of the Roche Group. The technology used for the LightCycler is licensed from Idaho Technology, Inc. © 2002 Roche Diagnostics Corporation. All rights reserved.





# Dedicated to Achievement in Medical Research

**Pfizer is proud to announce the 2003 Competitive Awards Program  
for scientific research related to doxazosin**

The Pfizer Competitive Awards Program provides grants to members of the medical community to be used for the study of doxazosin. In past years the program has involved internationally respected researchers and has yielded exciting scientific information.

Proposals for the 2003 Competitive Awards Program must be received by October 31, 2002.

Submission of a proposal under the 2003 Competitive Awards Program is not made in confidence, and shall not create or be conditioned on any obligation or restriction on the part of Pfizer with regard to its use.

For more information contact Pfizer via e-mail, [doxazosinawards@pfizer.com](mailto:doxazosinawards@pfizer.com).

## The winners of last year's Pfizer Competitive Awards Program

### Cardiovascular

J. Wojta  
Vienna, Austria  
M. Tuck  
Sepulveda, CA, USA  
A. López-Farré, P. Jiménez,  
A. García Méndez,  
C. Castilla & J. Farré  
Madrid, Spain  
J. Egido, J. Gallego-Delgado,  
A. Lázaro, L. Blanco-Colio,  
M. Ruiz-Ortega  
Madrid, Spain  
L. Sacà  
Naples, Italy  
K. Toth, G. Kesmarky,  
Z. Marton, B. Horvath, T. Alexy  
Pecs, Hungary

G. Tonolo  
Rome, Italy  
G. Perriello  
Perugia, Italy  
K. Narkiewicz, B. Wyrzykowski,  
L. Bieniaszewski  
Gdansk, Poland  
S. Cottone  
Palermo, Italy  
G. Iaccarino  
Naples, Italy  
L. Mos  
San Daniele del Friuli, Italy  
F. Portaluppi  
Ferrara, Italy  
J. R. González Juanatey,  
F. Lago Paz, R. Piñeiro Cid,

M. Vázquez Caamaño,  
C. Alcaide Corral,  
M. J. Iglesias Mareque  
Santiago de Compostela, Spain  
G. Schillaci  
Perugia, Italy  
**Judges**  
Lewis Landsberg,  
Stevo Julius, Hans Lithell

### Urology

P. Austin  
St. Louis, USA  
A. Elgavish  
Birmingham, AL, USA  
P. Walden  
New York, NY, USA

G. J. Wu  
Atlanta, GA, USA  
K. Azadzi,  
R.K. Babayan,  
M. Siroky  
Boston, MA, USA  
R. Kozłowski, M. Sulik  
Bialystok, Poland  
L. Calò  
Padova, Italy  
T. Erdogru, T. Koksai,  
S. Ozdem, R. Demir,  
M. Usta, M. Baykara  
Antalya, Turkey  
**Judges**  
Claus Roehrborn,  
William Steers, Georg Bartsch



# WE KNOW YOU WANT TO HEAR ABOUT OUR LATEST GENE SEQUENCING FACILITIES AND NEWEST CYTOPLASMIC REPLACEMENT TECHNOLOGY.

## BUT DOLLY INSISTS ON TOP BILLING.

*Dolly was the first mammal cloned from an adult cell, refuting the popular belief that cells from adult mammals could not be used to regenerate a whole animal.*

*Since Dolly the Sheep, scientists have used the techniques pioneered in Scotland to clone cattle, sheep, mice, goats and pigs.*

*She came to life in July 1996 near Edinburgh with a lot of help from Ian Wilmut and his colleagues at the Roslin Institute and PPL Therapeutics.*



Dolly the Sheep was born in Scotland, but her fame is international. And she's just one example of Scotland's thriving and inventive biotech industry.

Scotland currently produces over 30 percent of the United Kingdom's postgraduates in genetics. It's the reason we have one of the largest biotechnology communities, as well as the largest concentration of pharmaceutical support organisations, in Europe. A list that includes companies such as Quintiles, BioReliance, Q-One Biotech and Inveresk Research.

Scottish Development International is a government-funded organisation that has a network of offices around the world that can help your biotech business tap into Scotland's key strengths in knowledge, high-level skills, technology and innovation.

Global companies are always looking for ways to gain a competitive advantage. Scottish Development International will help you find that expertise in Scotland. Find out more about bringing your business to Scotland. Or Scotland to your business.

Visit [www.scottishdevelopmentinternational.org](http://www.scottishdevelopmentinternational.org) for more information.



SCOTTISH DEVELOPMENT INTERNATIONAL

©2002 Scottish Development International



## The W. M. Keck Foundation Is Proud To Announce Its Fourth Class Of Distinguished Young Scholars In Medical Research

*Dr. Aaron DiAntonio, Washington University in St. Louis*

*Dr. K. Christopher Garcia, Stanford University*

*Dr. Randy Hall, Emory University*

*Dr. Catherine Woolley, Northwestern University*

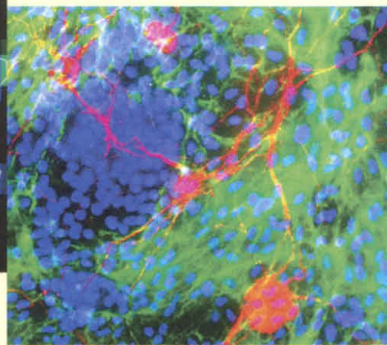

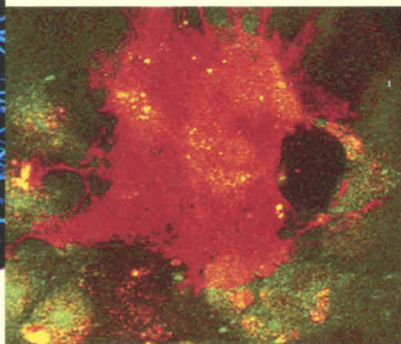
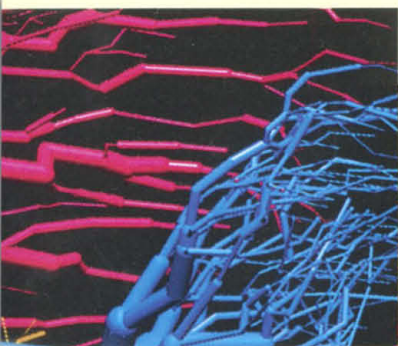
*Dr. Phillip Zamore, University of Massachusetts Medical School*

The W. M. Keck Foundation Distinguished Young Scholars in Medical Research Program is a five-year, \$25 million initiative designed to give 25 of the nation's best young scientists the financial resources they need to pursue bold ideas now, at the time in their careers when their great creative potential typically exceeds their ability to attract sufficient funding.

Under the program, each institution will receive a grant of up to \$1 million to fund these distinguished young scholars' pioneering research into the fundamental mechanisms of human disease.

Selected for their ability to carry forward groundbreaking basic medical research, potential for making a significant impact on the field of biomedicine, and capacity for future leadership, The W. M. Keck Foundation believes these investigators will make profound advancements in critical areas of medical research.

We are proud to offer them our congratulations and ongoing support.



The W. M. Keck Foundation  
[www.wmkeck.org](http://www.wmkeck.org)



Making the Complex Achievable

**TransIT-TKO®**

# Deliver A Knock-Out

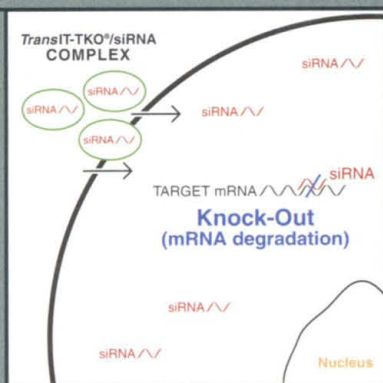
**TransIT-TKO® siRNA  
Transfection Reagent**

RNA interference is a powerful mechanism for silencing genes and has become the chosen method for studying gene function and control. Mirus' *TransIT-TKO®* Transfection Reagent is the first reagent specifically developed for optimal transfection of siRNA in mammalian cells and is used by researchers worldwide. Join the leaders in the field and use the "gold standard", *TransIT-TKO®* siRNA Transfection Reagent.

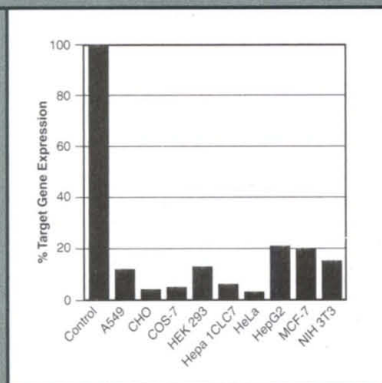
- **Optimized** - High efficiency transfection of siRNA for silencing endogenous genes and transgenes.
- **Versatile** - Low toxicity reagent proven to perform in a wide variety of cell lines.
- **Convenient** - One step reagent; add complexed *TransIT-TKO®* reagent and siRNA directly to cells in media.

Mirus specializes in developing and manufacturing state-of-the-art nucleic acid transfer and labeling technologies for use in biomedical research and drug discovery.

888-530-0801  
[www.genetransfer.com](http://www.genetransfer.com)



*TransIT-TKO®* delivers siRNA to the cytoplasm where it binds to the target mRNA. The target mRNA is degraded resulting in inhibition of mRNA translation.



Efficiency of knock-out using *TransIT-TKO®* Transfection Reagent with 5 nM anti-firefly luciferase siRNA in various cell lines.

Call Mirus today to request a free copy of Mirus' *Technical Report on TransIT-TKO®* Transfection Reagent.

**Mirus**

*Gene Transfer Specialists™*