

SCIENCE'S COMPASS

Leopold Dorfer

Maximilian Moser

University of Graz, Graz A-8010, Austria. E-mail: moserm@kfunigraz.ac.at

Konrad Spindler

University of Innsbruck, Austria. E-mail: ur-fruehgeschichte@uibk.ac.at

Frank Bahr

German Academy of Acupuncture, D-81247 Munich, Germany. E-mail: akademie@akupunktur-arzt.de

Eduard Egarter-Vigl

Department of Pathological Anatomy and Histology, General Regional Hospital, Bozen/Bolzano-39100, Italy

Gottfried Dohr

University of Graz, Austria

References and Notes

1. H. Seidler *et al.*, *Science*, **258**, 455 (1992); K. Spindler, *The Man in the Ice* (Weidenfeld & Nicolson, London, 1994).
2. T. Sjøvold *et al.*, in *Der Mann im Eis*, K. Spindler *et al.*, Eds (Springer, Vienna-New York, 1995), vol. 2, pp. 279-286.
3. Beijing, Shanghai, and Nanjing colleges of traditional Chinese medicine, *Essentials of Chinese Acupuncture* (Foreign Languages Press, Beijing, 1980).
4. F. Bahr, L. Dorfer, and S. Suwanda, presidents of the German, Austrian, and Swiss academies of acupuncture, respectively.
5. D. zur Nedden and K. Wicke, in *Der Mann im Eis*, F. Höpfel, W. Platzner, K. Spindler, Eds. (Univ. of Innsbruck, Innsbruck, Austria, 1992), vol. 1, pp. 131-148.

Maternal Investment in Human Brain Growth

Regarding the energy requirements of the evolving human brain and maternal investment (A. Gibbons, "Solving the brain's energy crisis," *Research News*, 29 May, p. 1345), a well-nourished Western woman stores one-quarter of her body weight, about 16 kilograms, as fat, equivalent to 144,000 calories, by the time she completes her growth at age 18 (1). This caloric store is sufficient for a pregnancy to term (50,000 calories) (2) and about 3 months of lactation after birth (about 1000 calories a day) (3), a period of rapid brain growth. The most rapid fat storage occurs (4) during the years of the adolescent growth spurt up to menarche.

Rose E. Frisch

Emeritus, Harvard Center for Population and Development Studies, Harvard School of Public Health, Cambridge, MA 02138, USA

References

1. R. E. Frisch and J. W. McArthur, *Science* **185**, 949 (1974); R. E. Frisch, *ibid.* **199**, 22 (1978).
2. K. Emerson Jr., B. N. Saxena, E. L. Poindexter, *Obstet. Gynecol.* **40**, 786 (1972).
3. *Caloric Requirements* (Food and Agriculture Organization of the United Nations, Rome, 1957).
4. R. E. Frisch, *Biol. Rev.* **59**, 161 (1984).

Typographical Error

We have identified a novel receptor-ligand interaction between the cytokine osteopontin and the homing receptor CD44 through studies of cells that stably expressed CD44 (Reports, 26 Jan. 1996, p. 509) (1). Recent

correspondence from several colleagues regarding the splice variants of CD44 that are necessary for this interaction has alerted us to a typographical error in footnote 17 of our original publication. The CD44 complementary DNA that was used for transfection contained exons 7-10 (not exons 7v-10v, as stated), which corresponds to splice variants 3-6 (3v-6v). Although our report did not address whether the standard form of CD44 (which lacks variant exons) also binds osteopontin, subsequent analyses suggest that this is not the case (2).

Georg F. Weber

Samy Ashkar

Harvey Cantor

Dana-Farber Cancer Institute, Harvard Medical School, Boston, MA 02115, USA. E-mail: harvey_cantor@dfci.harvard.edu

Melvin J. Glimcher

Children's Hospital, Harvard Medical School, Boston

References

1. G. F. Weber, S. Ashkar, M. J. Glimcher, H. Cantor, *Science* **271**, 509 (1997).
2. S. Ashkar *et al.*, *Proc. Natl. Acad. Sci. U.S.A.*, in press.

CORRECTIONS AND CLARIFICATIONS

Robert Service's 25 September News of the Week article "A biomolecule building block from vents" (p. 1936) incorrectly identified Robert Hazen as the lead author of the study that was described. Jay A. Brandes conceived and directed the investigation.


In Joseph Alper's article "Assembling the world's biggest library on your desktop" (*News Focus*, 18 Sept., p. 1784), Usama Fayyad and Susan Dumais should have been identified as senior researchers in the Decision Theory and Adaptive Systems group at Microsoft Research.

In the letter "Solution to a conservation problem?" (18 Sept., p. 1805), a co-author's name was inadvertently omitted. The name of William von Hippel in the Department of Psychology at Ohio State University, Columbus, OH 43210, USA, should also have appeared.

The ScienceScope piece "Societies leap Into California standards fray" (4 Sept., p. 1425) incorrectly stated that the American Astronomical Society (AAS) supported the Scientists' Standards Project, a group hoping to revise California's proposed science standards. Rather, in its own letter to the State Board of Education, the AAS's Astronomy Education Board urged "careful reconsideration" of the standards.

In the response to the letter "Populations as 'species-in-waiting'?" (26 June, p. 2031), the names of co-authors Gretchen Daily and Paul Ehrlich should have appeared (p. 2033) after the name of Jennifer Hughes. All are in the Department of Biological Sciences at Stanford University.

New Imaging Products for the Eagle Eye® Still Video System




A fully integrated combination of advanced imaging electronics, intuitive software and sensitive CCD optics for image enhancement and analysis.




-20°C Cooled CCD Camera

- Ideal for long-integration sensitivity
- Compact and self-contained
- Designed to run continuously with no maintenance




Mini Darkroom Cabinet

- Compact light-tight cabinet
- Saves space in crowded lab
- Holds any format transilluminator
- Overhead white light



GloScreen™ UV Conversion Screen

- Phosphor sheet fluoresces under UV light
- Allows any transilluminator to be used as a white-light source
- Available in three sizes



FlatLite™ Luminescent Pad

- Convenient ultra-thin white-light source
- Less than 1 cm thick for easy storage
- For use at the benchtop or in any Eagle Eye® still video system cabinet



(800) 424-5444

STRATAGENE®

www.stratagene.com

Circle No. 65 on Readers' Service Card