

among the former ruling classes (3), the in-depth pedigree data necessary to validate presumed historical mating patterns has not been forthcoming and probably does not exist. Under such circumstances, calculations based on the premise of consistent fertility differentials through time in a homogeneous population at equilibrium have limited practical application.

Contrary to the prediction of a reduction in detrimental alleles as a result of inbreeding, the results of both neonatal screening (4) and diagnostic studies on infants and children in hospital (5) indicate that the current incidence of deleterious recessive alleles in the South Indian gene pool is comparable to those reported in outbred populations. Because we have no knowledge of primary gene incidences in the constituent subpopulations of the region, speculation regarding the intensity of elimination of detrimental alleles from the gene pool does not appear to be useful. More important, the divergence between theoretical expectation and observation in this population serves to emphasize the need for further detailed studies to improve our understanding of the overall consequences of human inbreeding.

ALAN H. BITTLES

Biomedical Sciences Division, King's College,
University of London,
London WC2R 2LS, United Kingdom

WILLIAM M. MASON
Department of Sociology,
University of California,
Los Angeles, CA 90024-1551

REFERENCES

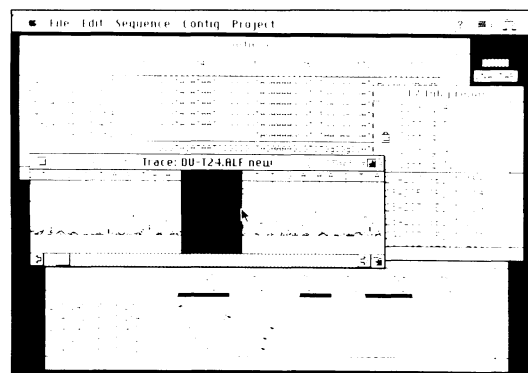
1. A. H. Bittles *et al.*, *Science* **252**, 789 (1991).
2. L. D. Sanghvi, *Eugen. Quart.* **13**, 291 (1966).
3. K. M. Kapadia, *Marriage and Family in India* (Oxford Univ. Press, Oxford, ed. 2, 1958), p. 117.
4. N. Appaji Rao *et al.*, *Clin. Genet.* **34**, 60 (1988).
5. A. Radha Rama Devi *et al.*, *J. Med. Genet.* **24**, 362 (1987).

Erratum: In Albert Moyer's review of *Physics and the Rise of Scientific Research in Canada* (11 Oct., p. 314), two lines were inadvertently omitted from the end of the next-to-last paragraph. The sentence affected should have read, "Key players included Ernest Rutherford . . . and John C. McLennan, who helped build the flagship physics program at the University of Toronto."

Erratum: In the report "Oscillations of cytosolic sodium during calcium oscillations in exocrine acinar cells" by Monica M. Y. Wong and J. Kevin Foskett (15 Nov., p. 1014), the affiliation of the authors was inadvertently omitted. They are in the Division of Cell Biology at the Research Institute, Hospital for Sick Children, 555 University Avenue, Toronto, Ontario, Canada M5G 1X8. Correspondence should be sent to Dr. Foskett.

Erratum: In the Erratum of 1 November (p. 631) correcting figure 2 of the report "Regulation of transendothelial neutrophil migration by endogenous interleukin-8" by A. R. Huber *et al.* (4 Oct., p. 99), the y-axis was incorrectly labeled. It should have read, "IL-8 (nM)."

Erratum: The radar image of Venus reproduced on page 803 of the 8 November issue was improperly oriented. The page should be rotated one-quarter turn clockwise for the proper orientation.



GENOME OR GENE!

DNASTAR's SEQMAN

!! assembly software for the Apple Macintosh® merges hundreds of sequences from a cosmid as easily as dozens from a single cDNA project.


SEQMAN's interface is a joy to use, thanks to the elegant graphical capabilities of the Mac. You can even display trace data from the popular fluorescent sequencing machines directly on screen while editing consensus alignments.

SEQMAN uses an advanced two pass algorithm that factors in diminished data quality at the ends of gel reads. The program also eliminates many troubles caused by repetitive DNA elements.

Call DNASTAR for a free demo

Europe **Tel. (44) 081-566 8282 Fax. (44) 081-566 9555**
USA **Tel. (608) 258 7420 Fax. (608) 258 7439**

Circle No. 46 on Readers' Service Card




If you choose to blot with nylon membranes for their toughness, there's one thing to remember:

Nytran Nylon Membranes from S&S are tough to beat. They're highly sensitive - up to ten times more than other nylons. Nytran can detect samples as small as 60 picograms per dot. Plus there's lower background thanks to Nytran's optimal surface charge. Ideal for UV cross-linking and alkaline transfers.

73210S Nytran® Nylon 0.45µm 30cm x 3.3m roll \$173.40
01020S Nytran Nylon 0.45µm 15 x 15cm sheets \$ 33.20

Call 1-800-245-4024 to order or for additional products in this line.

TWO REASONS WHY IT'S A GOOD TIME TO INVEST IN DURABLE GOODS.



Pick up the EP Sub 0708 Subcell, and you'll instantly appreciate the unit's design and construction. It's made of extra-durable acrylic that won't warp or leak. Guaranteed. And it offers intelligent features such as "cast and turn" gel running allowing you to cast your gel, turn it 90 degrees, and run it, in one unit. Without added parts or tape. This compact unit is ideal for fast resolution of restriction fragments.

76105S EP Sub 0708 System \$210.00

Call 1-800-245-4024 to order or for additional products in this line.

Schleicher & Schuell

P.O. Box 2012, Keene, NH 03431 • 1-800-245-4024

Circle No. 42 on Readers' Service Card