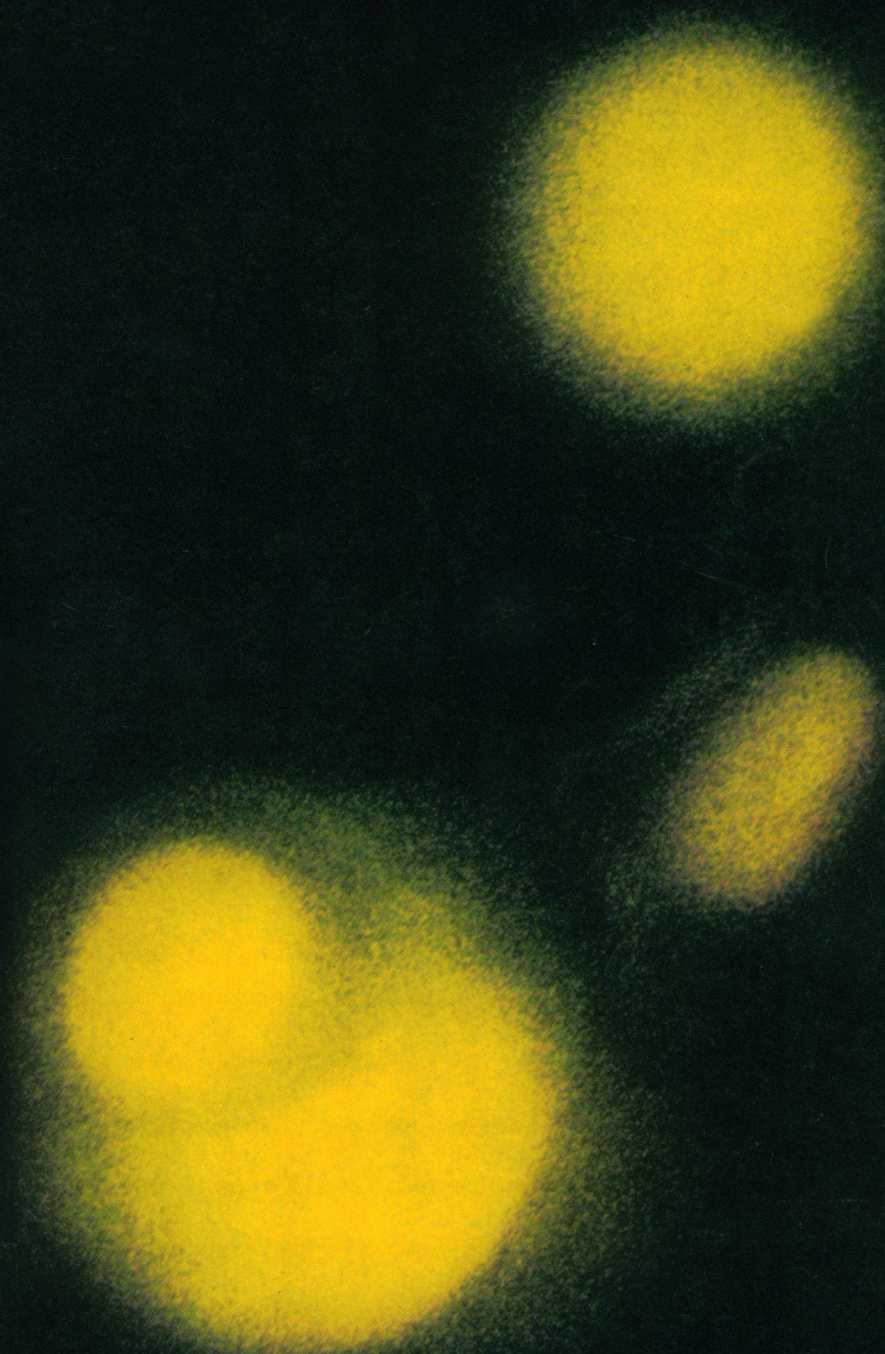


18 July 1980 • Vol. 209 • No. 4454

\$1.50

SCIENCE

AMERICAN ASSOCIATION FOR THE ADVANCEMENT OF SCIENCE





It's amazing how much quieter our lab is since we put in J-6 centrifuges.

It's true: Beckman J-6B centrifuges run so quietly you can hardly hear them—even at 6000 rpm. Yet they have a powerful drive that gets rotors to speed and down again in a hurry, so you get more work done per day.

There are 13 fixed-angle and horizontal rotors to

choose from with volumes as large as six liters, or six blood bags.

The modular, colorful Multi-Disc™ adapters hold a large number and variety of tubes and bottles—for example, the J-6B can run as many as 336 RIA tubes!

With all this going for

it, no wonder the J-6B is the obvious quality choice in large-capacity refrigerated floor-model centrifuges. For full details, write Beckman Instruments, Inc., Spinco Division, 1117 California Ave., Palo Alto, CA 94304. Ask for Brochure SB-480.

BECKMAN

Circle No. 196 on Readers' Service Card

Affinity chromatography is no gamble with Affi-Gel® supports



They've been so widely tested, they're a sure thing. Affi-Gels 10 and 501 prove the point. These superior agarose supports have been extensively evaluated and cited by the research community.* But judge for yourself. Both 10 and 501 are now offered in easy-to-try sizes. Order from the coupon below.

Affi-Gel 10. Ligand group: primary amino. This active ester gel is a proven replacement for cyanogen bromide. Coupling in 2 hours. Stable and leak-free. Complete with spacer arm. This easy-to-use support is packaged fully swelled.

Affi-Gel 501. Ligand group: active sulfhydryl. This unique organomercurial support offers high capacity for selectively purifying SH-containing proteins. Applications include purification of plasma proteins, synthetic peptides, newly synthesized RNA, and studies of enzyme active sites.

Deal yourself a pat hand... Affi-Gel affinity supports.

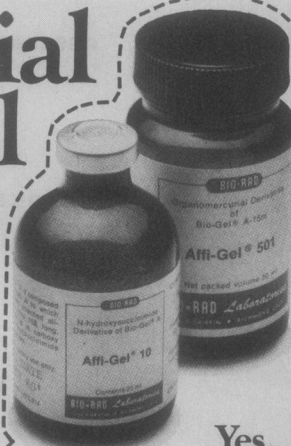
BIO-RAD Laboratories

2200 Wright Avenue • Richmond, CA 94804 USA
Phone (415) 234-4130

Also in Rockville Centre, N.Y., Australia, Austria, England, Germany, Japan, Italy, The Netherlands, and Switzerland.

*For bibliography and new technical brochure on Affi-Gel 10 and 501, call, write, or circle reader service number 300.

Trial vial offer



**Yes,
I want to try your
Affi-Gels. Please send:**

_____ 25 ml vial of Affi-Gel 10.
Cat. No. 153-6099.*

_____ 10 ml vial of Affi-Gel 501.
Cat. No. 153-5199.*

*Call nearest office for price.

☐ Send technical brochures.

Name _____

Institution _____ Department _____

Street _____

City _____ State _____ Zip _____

Telephone No. _____ P.O. No. _____

SCIENCE

| | | |
|-------------------------|--|-----|
| LETTERS | Homophobia: Effects on Scientists: <i>J. Escoffier</i> et al.; Electron Wave Photos: <i>J. H. Reynolds</i> ; <i>V. F. Weisskopf</i> ; Technical "Notations": <i>R. H. Doremus</i> . . . | 340 |
| EDITORIAL | Monitoring Volcanism | 343 |
| ARTICLES | Analysis of the 1957-1958 Soviet Nuclear Accident: <i>J. R. Trabalka</i> , <i>L. D. Eyman</i> , <i>S. I. Auerbach</i> | 345 |
| | Teratogenic Effects of Alcohol in Humans and Laboratory Animals: <i>A. P. Streissguth</i> et al. | 353 |
| | IDRC's Approach to Science and Technology for Development: <i>M. Hibler</i> | 362 |
| NEWS AND COMMENT | Hoover Institution Comes On Strong | 368 |
| | Insiders Guide to Science Advising | 371 |
| | Phosphate: Debate over an Essential Resource | 372 |
| | <i>Briefing</i> : Congress May Veto Nuclear Fuel Shipment; Soviet Anthrax Explanation Is Debunked; New NSF Directors | 374 |
| | Academics Fight Maryland Disclosure Law | 377 |
| RESEARCH NEWS | Regeneration in the Central Nervous System | 378 |
| | Icebergs and Oil Tankers Soon to Mix | 381 |
| BOOK REVIEWS | The Computer Age, reviewed by <i>G. B. Thompson</i> ; Effects of Acid Precipitation on Terrestrial Ecosystems, <i>N. R. Glass</i> ; Comparative Mechanisms of Cold Adaptation, <i>G. R. Shaver</i> ; Protein Methylation, <i>R. T. Borchardt</i> ; Brazil, <i>J. Bamberger</i> ; Books Received | 384 |
| REPORTS | Evolution of the Hemoglobin S and C Genes in World Populations: <i>Y. W. Kan</i> and <i>A. M. Dozy</i> | 388 |

BOARD OF DIRECTORS

KENNETH E. BOULDING Retiring President, Chairman
FREDERICK MOSTELLER President
D. ALLAN BROMLEY President-Elect
ELOISE E. CLARK MARTIN M. CUMMINGS
RENÉE C. FOX NANCIE L. GONZALEZ

CHAIRMEN AND SECRETARIES OF IAAAS SECTIONS

| | | | |
|--|---|---|--|
| MATHEMATICS (A) Herbert B. Keller Ronald Graham | PHYSICS (B) William M. Fairbank Rolf M. Sinclair | CHEMISTRY (C) H. S. Gutowsky William L. Jolly | ASTRONOMY (D) Tobias Owen Donat G. Wentzel |
| PSYCHOLOGY (J) Lloyd G. Humphreys Meredith P. Crawford | SOCIAL AND ECONOMIC SCIENCES (K) Kingsley Davis Gillian Lindt | HISTORY AND PHILOSOPHY OF SCIENCE (L) Brooke Hindle Diana L. Hall | ENGINEERING (M) H. Norman Abramson Donald E. Marlowe |
| EDUCATION (Q) Joseph D. Novak Roger G. Olstad | DENTISTRY (R) Robert J. Genco Harold M. Fullmer | PHARMACEUTICAL SCIENCES (S) David A. Knapp Robert A. Wiley | INFORMATION, COMPUTING, AND COMMUNICATION (T) Henry M. Kissman Madeline M. Henderson |

DIVISIONS

| | | |
|--------------------------------------|---------------------------------------|---|
| ALASKA DIVISION | PACIFIC DIVISION | SOUTHWESTERN AND ROCKY MOUNTAIN DIVISION |
| E. Lee Gorsuch President | Beatrice M. Sweeney President | Sam Shushan President |
| T. Neil Davis Executive Secretary | Alan E. Leviton Executive Director | M. Michelle Balcomb Executive Officer |

SCIENCE is published weekly on Friday, except the last week in December, by the American Association for the Advancement of Science, 1515 Massachusetts Avenue, NW, Washington, D.C. 20005. Second-class postage (publication No. 484480) paid at Washington, D.C., and at an additional entry. Now combined with *The Scientific Monthly*. Copyright © 1980 by the American Association for the Advancement of Science. Domestic individual membership and subscription (51 issues): \$38. Domestic institutional subscription (51 issues): \$76. Foreign postage extra: Canada \$14, other (surface mail) \$17, air-surface via Amsterdam \$45. First class, airmail, school-year, and student rates on request. Single copies \$1.50 (\$2 by mail); back issues \$2.50 (\$3 by mail); classroom rates on request. **Change of address:** allow 6 weeks, giving old and new addresses and seven-digit account number. **Postmaster:** Send Form 3579 to *Science*, 1515 Massachusetts Avenue, NW, Washington, D.C. 20005. *Science* is indexed in the *Reader's Guide to Periodical Literature* and in several specialized indexes.

AMERICAN ASSOCIATION FOR THE ADVANCEMENT OF SCIENCE

| | |
|--|-----|
| Survival of <i>Escherichia coli</i> Host-Vector Systems in the Mammalian Intestine: <i>S. B. Levy et al.</i> | 391 |
| Opiates and Opioid Peptides Hyperpolarize Locus Coeruleus Neurons in vitro: <i>C. M. Pepper and G. Henderson</i> | 394 |
| Evidence for Lignin-Like Constituents in Early Silurian (Llandoveryan) Plant Fossils: <i>K. J. Niklas and L. M. Pratt</i> | 396 |
| Ultrastructural Demonstration of Trypsin-Like Protease in Acrosomes of Sea Urchin Sperm: <i>J. D. Green and R. G. Summers</i> | 398 |
| Intrafloral Pollen Differentiation in the New World Lecythidaceae, Subfamily Lecythidoideae: <i>S. A. Mori, J. E. Orchard, G. T. Prance</i> | 400 |
| Genesis of Petroleum Hydrocarbons in Marine Sediments: <i>J. M. Hunt, J. K. Whelan, A. Y. Huc</i> | 403 |
| Antibody-Dependent Cell-Mediated Cytotoxicity: Detection by Automated Flow Cytometry with Ultramicro Techniques: <i>A. M. Attallah et al.</i> | 404 |
| Carboxyhemoglobin Levels in an Unstable Hemoglobin Disorder (Hb Zürich): Effect on Phenotypic Expression: <i>W. H. Zinkham, R. A. Houtchens, W. S. Caughey</i> | 406 |
| Plasminogen Is Synthesized by Primary Cultures of Rat Hepatocytes: <i>J. F. Bohmfalk and G. M. Fuller</i> | 408 |
| Pain Responses in Nepalese Porters: <i>W. C. Clark and S. B. Clark</i> | 410 |
| Associative Behavioral Modification in <i>Hermisenda</i> : Cellular Correlates: <i>T. J. Crow and D. L. Alkon</i> | 412 |
| Chemical Feeding Deterrent Mobilized in Response to Insect Herbivory and Counteradaptation by <i>Epilachna tredecimnotata</i> : <i>C. R. Carroll and C. A. Hoffman</i> | 414 |
| Tumor Anorexia: A Learned Food Aversion?: <i>I. L. Bernstein and R. A. Sigmundi</i> | 416 |
| The Testicular Feminized Rat: A Naturally Occurring Model of Androgen Independent Brain Masculinization: <i>B. H. Shapiro, D. C. Levine, N. T. Adler</i> | 418 |
| Asbestos as a Cofactor in Carcinogenesis Among Nickel-Processing Workers: <i>A. M. Langer et al.</i> | 420 |
| Technical Comments: Pit Connections and Translocation in Red Algae: <i>C. M. Pueschel; R. Wetherbee</i> | 422 |

PRODUCTS AND MATERIALS

| | |
|---|-----|
| Protein Separation: Visual Aids for Study of Macromolecules; Clinical Chemistry Analyzer; Four-Color Process Printer-Plotter; Liquid Scintillation Counter; pH Meters; Voice Recognition Module; Literature | 424 |
|---|-----|

PRINA J. HARRISON
RUSSELL W. PETERSON

JOHN C. SAWHILL
HARRIET ZUCKERMAN

WILLIAM T. GOLDEN
Treasurer

WILLIAM D. CAREY
Executive Officer

GEOLOGY AND GEOGRAPHY (E)
Donis Malkin Curtis
Ramon E. Bisque

MEDICAL SCIENCES (N)
Philip K. Bondy
Leah M. Lowenstein

STATISTICS (U)
Oscar Kempthorne
Izra Glaser

BIOLOGICAL SCIENCES (G)
Thomas Eisner
Walter Chavin

AGRICULTURE (O)
Roger L. Mitchell
Coyt T. Wilson

ATMOSPHERIC AND HYDROSPHERIC SCIENCES (W)
Edward S. Epstein
Glenn R. Hilst

ANTHROPOLOGY (H)
Edward I. Fry
Priscilla Reining

INDUSTRIAL SCIENCE (P)
John D. Caplan
Robert L. Stern


GENERAL (X)
Vera Kistiakowsky
S. Fred Singer

COVER

Antibody-dependent cell-mediated cytotoxicity can be measured with 1000 mononuclear cells by a flow cytometry technique. Effector target chick red blood cells (CRBC) and antiserum against CRBC were incubated for 30 minutes, then prepared for fluorescence micrography with acridine orange. The small round nucleus is that of a CRBC; the larger convoluted nucleus partially surrounding it is of the effector (about $\times 7600$). See page 404. [A. M. Attallah, Bureau of Biologics, Food and Drug Administration, Bethesda, Maryland]

The American Association for the Advancement of Science was founded in 1848 and incorporated in 1874. Its objects are to further the work of scientists, to facilitate cooperation among them, to foster scientific freedom and responsibility, to improve the effectiveness of science in the promotion of human welfare, and to increase public understanding and appreciation of the importance and promise of the methods of science in human progress.

Only from
NEN:



Five systems to make your DNA-RNA studies faster, surer, and more reproducible

5' End Labeling

The world's first 5' End Labeling System is an accurate, efficient, time-saving means of labeling nucleic acid. Adapted from procedures described by Maxam and Gilbert,¹ it includes ATP, [γ -³²P] with our own specially prepared polynucleotide kinase and a carefully balanced complement of buffers, enzymes, and other reagents necessary for labeling the 5' termini of DNA fragments.

The components are sufficient for about 10 reactions:

- Adenosine 5'-triphosphate, [γ -³²P]-
- Alkaline Phosphatase
- Polynucleotide Kinase (purified to homogeneity)
- Phosphatase Buffer
- Direct Phosphorylation Buffer
- Exchange Phosphorylation Buffer
- Hinf I Digest of Plasmid DNA, pBR322 (control to check the system)
- Deionized Water

The system is tested the day before shipment using the same lots of components you will receive, including fresh tracer. The resulting autoradiogram is included with your system.

Order NEK-006

¹Maxam, A.M. and Gilbert, W., *Methods Enzymol.*, 65, 1980

Translation

NEN's *in vitro* protein translation systems have made cell-free translations of eukaryotic mRNAs exceptionally reliable and reproducible. These time-and trouble-saving systems are offered with either Methionine, L-[³⁵S] or Leucine L-[³H] labeled tracers. Both utilize an extract of rabbit reticulocyte lysate that has been treated with micrococcal nuclease to inactivate endogenous mRNA. The lysate is prepared under strictly controlled conditions to ensure retention of high protein synthesis activity.

The components are sufficient for about 100 assays:

- Rabbit Reticulocyte Lysate
- Methionine, L-[³⁵S]-, or
- Leucine, L-[3, 4, 5-³H]-
- Translation Cocktail
- Control mRNA
- Magnesium Acetate
- Potassium Acetate
- Deionized Water

Each lot of systems is biologically tested with the exogenous control mRNA. A graph demonstrating Methionine or Leucine incorporation is provided with your shipment. Special accommodation systems will be arranged.

Order NEK-001 (Met [³⁵S])
NEK-002 (Leu [³H])

Nick Translation

We now offer two exclusive systems for making consistently high specific activity probes using nick translation: dCTP, [³²P] and dTTP, [³H]. Both systems include *E. coli* DNA Polymerase I prepared in our laboratories to ensure extremely high reproducibility. The DNase I, dNTP mixtures, stop buffer, and sterile deionized water are optimized for compatibility and stability.

The components are sufficient for about 20 assays:

- Deoxycytidine 5'-triphosphate, [α -³²P]-, or
- Deoxythymidine 5'-triphosphate, [*meth*yl, 1', 2', -³H]-
- DNase I
- DNA Polymerase I
- Control Plasmid DNA (pBR322)
- Deoxynucleoside Triphosphate Mixture
- Nick Translation Buffer
- Nick Translation Stop Buffer
- Deionized Water

Each lot of systems is tested with the control supercoil pBR322 plasmid DNA to ensure efficient incorporation of dCTP or dTTP into DNA, and a copy of the curve is included with your system.

Order NEK-004 (dCTP [³²P])
NEK-005 (dTTP [³H])

Circle No. 162 on Readers' Service Card

Call us toll free to request detailed descriptions of any of these systems or to discuss any questions you may have for our technical staff.




New England Nuclear

549 Albany Street, Boston, Massachusetts 02118

Call toll free: 800-225-1572 (In Massachusetts and International: 617-482-9595)

NEN Chemicals GmbH: D-6072 Dreieich, W. Germany, Postfach 401240, Tel. (06103) 85034, Telex 4-17993 NEN D

NEN Canada: 2453 46th Avenue, Lachine, Que. H8T 3C9, Tel. 514-636-4971, Telex 05-821808



Build Your Library with Books from Science Magazine

Solar Energy in America

by William D. Metz and
Allen L. Hammond

Evaluates research strategies in the development of solar energy, covering the power tower concept; photovoltaic cells and other collectors; and biomass, wind, ocean thermal, and other energy sources. Includes illustrations, a directory of solar energy companies and wind turbine generator manufacturers, and a federal budget summary for solar energy research, FY 1979. 256 pp. 1978 Illus.

ISBN: 0-87168-301-6 (cloth) \$18.50

ISBN: 0-87168-238-9 (paper) \$8.50

Combating the #1 Killer: The Science Report on Heart Research

by Jean L. Marx and Gina Bari Kolata
Presents readable, in-depth looks at the epidemiology of heart disease, its diagnosis and relationship to lifestyle, the most promising current and projected treatments, research in progress, and ethical problems which may confound research results. The authors won the American Heart Association's Blakeslee Award for the *Science* articles on which this book is based. 224 pp. 1978 Illus.

ISBN: 0-87168-310-6 (cloth) \$17.00

ISBN: 0-87168-235-4 (paper) \$7.50

Science Compendia Series

Advanced Technology

Edited by Philip H. Abelson
and Mary Dorfman

ca. 170 pp. September 1980 Illus.

ISBN: 0-87168-303-2 (cloth) \$14.00

ISBN: 0-87168-249-4 (paper) \$ 6.00

Electronics:

The Continuing Revolution

Edited by Philip H. Abelson and
Allen L. Hammond

224 pp. 1977 Illus.

ISBN: 0-87168-217-6 (cloth) \$10.00

ISBN: 0-87168-230-3 (paper) \$3.50

***Energy: Use, Conservation and Supply (Vol. 1)**

Edited by Philip H. Abelson

160 pp. 1974 Illus.

ISBN: 0-87168-213-3 (cloth) \$10.00

ISBN: 0-87168-237-0 (paper) \$3.50

***Energy: Use, Conservation, and Supply (Vol. 2)**

Edited by Philip H. Abelson and
Allen L. Hammond

208 pp. 1978 Illus.

ISBN: 0-87168-300-8 (cloth) \$12.00

ISBN: 0-87168-237-0 (paper) \$5.00

Food: Politics, Economics, Nutrition, and Research

Edited by Philip H. Abelson

208 pp. 1975 Illus.

ISBN: 0-87168-215-X (cloth) \$10.00

ISBN: 0-87168-226-5 (paper) \$3.50

Health Care: Regulation, Economics, Ethics, Practice

Edited by Philip H. Abelson

262 pp. 1978 Illus.

ISBN: 0-87168-302-4 (cloth) \$12.00

ISBN: 0-87168-240-0 (paper) \$5.00

Materials: Renewable and Nonrenewable Resources

Edited by Philip H. Abelson and
Allen L. Hammond

208 pp. 1978 Illus.

ISBN: 0-87168-216-8 (cloth) \$10.00

ISBN: 0-87168-227-3 (paper) \$3.50

Population: Dynamics, Ethics, and Policy

Edited by Priscilla Reining
and Irene Tinker

208 pp. 1975 Illus.

ISBN: 0-87168-214-1 (cloth) \$10.00

ISBN: 0-87168-225-7 (paper) \$3.50

*Special two-volume price:
hardbound \$20.00,
paperbound \$7.00

Build my library, AAAS! Send me the following books:

| # of Copies | Title | Price | Total |
|----------------|-------|-------|-------|
| _____ | _____ | _____ | _____ |
| _____ | _____ | _____ | _____ |
| _____ | _____ | _____ | _____ |
| _____ | _____ | _____ | _____ |
| _____ | _____ | _____ | _____ |

- 10% discount** _____

TOTAL _____

☐ Bill me (all orders under \$10.00 must be prepaid)

☐ Payment enclosed (10% discount to AAAS members
on prepaid orders)**

Name _____

Address _____

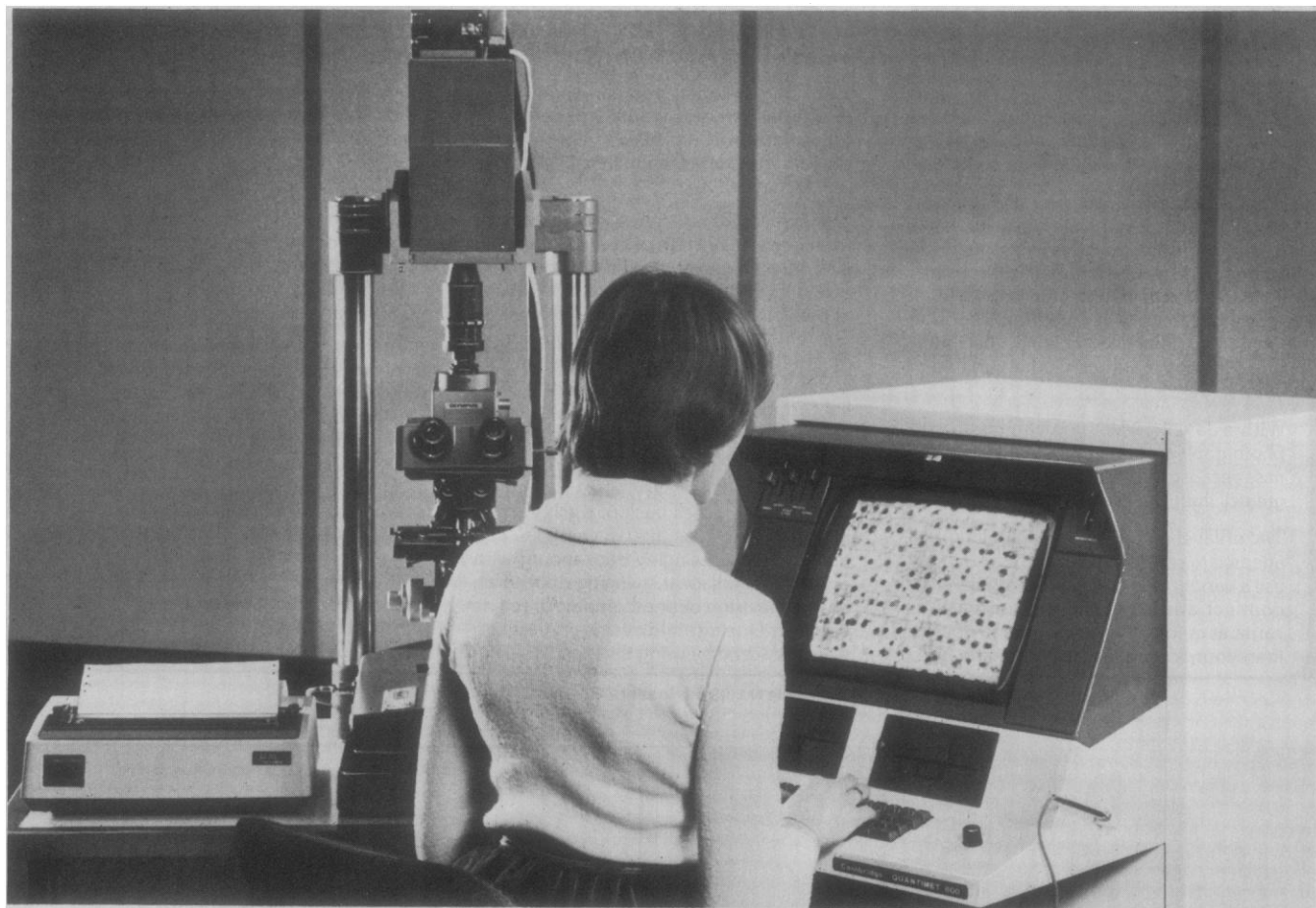
City _____ State _____ Zip _____

Please allow 6-8 weeks for delivery.


Order from: AAAS, Dept. J-1-80,
1515 Massachusetts Ave., NW,
Washington, DC 20005



Now! A Quantimet® Computerized Image Analyzer for as little as \$38,500



The new Quantimet 800...a high performer for a low investment. Programmed and controlled with a microcomputer, the 800 automatically counts, measures and classifies images for research, inspection and quality control applications.



Features of The Quantimet 800

- Shortens research time by eliminating the many hours of tedious counting, measuring and estimating now performed by technicians or other personnel. Eliminates subjective measurements and increases accuracy of data.
- Excellent for repetitive research and quality control operations where its high speed provides analysis and printout in seconds.
- Built-in microcomputer with floppy disk storage of software routines and/or experimental data. Computer is programmable in BASIC and Pascal.
- Interactive keyboard and display permits operator to control system and select analysis routines.
- High resolution 720 line non-interlaced scanning system designed specifically for image analysis. Large 15" viewing monitor.
- Plug-in logic option provides full range of feature specific measurements; e.g., sizing by area, length, width, perimeter, etc. Unique "label" capability displays individual feature data next to each feature on system monitor.

Call or write today for informative brochure. Cambridge Instruments, Inc., 40 Robert Pitt Drive, Monsey, NY 10952. Telephone: (914) 356-3331. Telex: 137-305.

Microscopic Applications

Particle size analysis
Semiconductor inspection
Metallography
Textile and fiber technology
Chromosome search, relocation and analysis; e.g., chromosome damage studies
Cell biology; e.g., nuclear/cyto ratios, nuclear morphology, autoradiographic grain counting
Nuclear track counting
Cytotoxicity studies

Photographic and Macro Applications

TEM and SEM micrographic analysis
Antibiotic Petridish assays and colony counting/sizing
Radiographic analysis
Parts inspection and control
35 mm slide and cine film analysis

Cambridge

Can't See? Can't Study!

One camera used a
Javelin Night Viewing Device

Javelin, with the widest range of Night Viewing Devices (NVDs) and accessories in the world makes your study easier to perform and your results more complete.

Whether you're studying the effects of pollution on hermit crabs or the social habits of insects or mammals, or working in the laboratory, it's a 24-hour a day endeavor. Javelin's NVDs will help you observe all facets of their activity without exposing them to any unnatural light, not even infrared, thus eliminating an extra variable in your study.

With a Javelin NVD you can study and photograph subjects in almost total darkness because the NVD provides a light gain greater than 50,000 times.

Two of Javelin's NVDs are particularly well adapted to scientific projects because they use a variety of lenses easily interchanged, connect and disconnect from various cameras quickly and are simpler to operate than your 35 mm camera. Using an NVD

and Photo Adaptor you can shoot in almost total darkness with a lens setting of f/4 using ASA400 film and view or shoot objects as close as ten inches or as far as 2,000 meters.

Our Javelin 221 is the most popular device for relatively short distances. Lightweight, it adds less than two pounds to your camera. The focal plane iris of this model allows you to reduce the field of view to concentrate on the particular portion of the screen of the greatest importance. For convenience, this model also mounts on a light tripod.

The Javelin 226 is a larger unit especially designed for long distance viewing. It features a biocular viewer, allowing you to stand twelve inches back of the NVD and look with both eyes, like watching TV. This viewer is on a swinging door mount with an optional adjacent swinging door to attach a television or photographic or movie camera. During field research you can view the scene by using the biocular view-

er and, within seconds, "change doors" to position a camera to photograph the scene. The model 226 weighs 13.5 pounds, heavy enough to support large telephoto lenses, but light enough to be easily transported.

Both models use an Automatic Brightness Control to eliminate adjustments when scanning from dark to illuminated areas. Gain is adjusted automatically.

Whether your project takes you underwater or above, whether it involves tagging prairie dogs or hospital research and evaluation, Javelin has done it all. Call us concerning your project. We may be able to get you out of the dark.

JAVELIN ELECTRONICS
Subsidiary of Walter Kidde & Company, Inc.
KIDDE

19831 Magellan Drive,
Torrance, CA 90502 • (213) 327-7440
Telex: 19-4860 JAVELIN TRNC

Circle No. 93 on Readers' Service Card

3M Brand Magnetically Responsive Microspheres

The particles may be utilized for separation of free from bound reaction components in immunoassay procedures.

Chemical modification of particle surface provides reactive sites for covalent coupling.

Particle size ranges from 20 to 100 microns.

Not for Human Use.

To order write:
Diagnostic Department
Medical Products Division/3M
225-5S, 3M Center
St. Paul, MN 55144

3M

Circle No. 83 on Readers' Service Card

Advanced Technology

Edited by Philip H. Abelson
and Mary Dorfman

Modern high technology rests on the skillful use of energy and materials, and of the two, for many applications, advanced materials are the most important. Leading industrial research laboratories are developing many new materials that will help solve our energy problems. The twenty articles in this forthcoming Compendium present research on a wide range of topics in this field.

About 170 pp. Illus. Avail. September 1980
Cloth: ISBN 0-87168-303-2 \$14.00
Paper: ISBN 0-87168-249-4 \$6.00

A volume in the Science Compendia Series. Order from AAAS/Dept. AT4 1515 Massachusetts Avenue, NW, Washington, DC 20005. Orders under \$10 must be prepaid. AAAS members receive a 10% discount on prepaid orders. Please allow 6-8 weeks for delivery. For a complete listing of AAAS Science Compendia, write: AAAS Marketing Dept., 1776 Mass. Ave., NW, Washington, DC 20036.

We appeal to your technical needs.

KODAK Technical Pan Film 2415 helps you record the sun and nearly everything under it.

What do you call a film you can use for solar flare photography, photomicrography, line-scan recording with cathode-ray tubes, lasers, or light-emitting diodes, photographing holographic reconstructions, and also for making black-and-white slides?

We call it KODAK Technical Pan Film 2415. You might call it "a film for all focal lengths," because it has been used rewardingly to record imagery with high-power microscope objectives, astronomical telescopes, and all sorts of camera lenses in between.

This extraordinary film, previously introduced as SO-115, is intended for

a wide range of applications requiring high resolution, extremely fine grain, processing flexibility, high D-max, and relatively flat spectral response through most of the visible spectrum. It is coated on ESTAR-AH Base.


Its unusual combination of performance characteristics allows Technical Pan Film to fill a void in the matrix of black-and-white photorecording films. These characteristics have made 2415 a worthy successor to KODAK Solar Flare Patrol Film (ESTAR-AH Base) SO-392 and KODAK Photomicrography Monochrome Film SO-410—and a valuable alter-

native to KODAK High Contrast Copy Film 5069 in most applications.

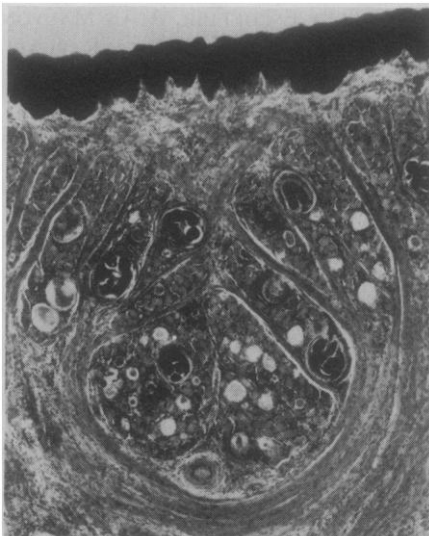
You won't find a Kodak film with a broader range of scientific and technical applications. At the same time, you may wish to load a roll into your 35 mm camera to record some stunning pictorial photography.

For additional information on Technical Pan Film, write to Eastman Kodak Company, Department 412L-153, Rochester, NY 14650. (A brief indication of your application may help us respond more effectively.)


© Eastman Kodak Company, 1980



Hydrogen-alpha photograph of solar flares. Sacramento Peak Observatory, Sunspot, N.M.



Photomicrograph of *trichinella spiralis* in muscle, 175 \times . Tungsten-halogen source (3200 K) with KODAK WRATTEN Filter No. 58.



Meteorological imagery from geostationary satellite. VIZIR laser-beam recording by Société Européenne de Propulsion (France).

**Kodak photographic products.
Capturing the images of science.**



Fisher has what it takes to do it.

An unequalled selection of HPLC-grade solvents, water, inorganic buffers, derivatizing agents, ion pair reagents. All are tailor-made for sensitive HPLC procedures. All are stocked at Fisher branches to smooth your HPLC workload.

A series of uniquely stringent QC tests guarantee their fitness for interference-free HPLC. Solvents and water, for example, are tested to determine their purity for HPLC. The results of this and other rigorous tests are printed on the label of every bottle. Thus: guaranteed quality,

bottle-to-bottle, lot-to-lot.

As an extra convenience, have your Fisher branch set up a Customer Reserve Quantity arrangement, reserving HPLC reagents for you alone, and shipping to meet your timetable. You can even reserve an entire lot, guaranteeing total uniformity month-in, month-out.


Send for our new HPLC catalog today.



Fisher Scientific Company

711 Forbes Avenue
Pittsburgh, PA 15219
(412) 562-8543

**All your HPLC
gradient baselines
can be as perfect
as this one.**



Gradient elution run on Hewlett Packard HPLC Model 1084A equipped with variable wavelength detector set at 254nm with attenuation of 0.01 AUFS and L.C. Terminal 79850A. Column is Waters C-18 Reverse Phase run at 30°C. Flow is 4ml/min. Solvent B is Fisher HPLC Grade Acetonitrile, catalog no. A-998, lot no. 700191. Solvent A is Fisher HPLC Grade Water, catalog no. W-5, lot no. 794709.

Circle No. 91 on Readers' Service Card

The longest line

α -Adrenergic

Clonidine hydrochloride, [4- 3 H]-
Desmethylinipramine hydrochloride,
[2,4,6,8- 3 H]-
Dihydro- α -ergocryptine, 9,10-[9,10- 3 H(N)]-
WB-4101 (2,6-Dimethoxyphenoxyethyl)
aminomethyl-1,4-benzodioxane,
2-[*phenoxy*-3- 3 H(N)]-
Epinephrine, *levo*-[*methyl*- 3 H]-
Norepinephrine, *levo*-[7,8- 3 H(N)]-

β -Adrenergic

Carazolol, DL-[3,6- 3 H(N)]-
Dihydroalprenolol hydrochloride, *levo*-
[*propyl*-2,3- 3 H]-
Epinephrine, *levo*-[*N-methyl*- 3 H]-
Hydroxybenzylisoproterenol, *p*-[7- 3 H]-
Iodohydroxybenzylpindolol, [1 25]-
Isoproterenol, DL-[7- 3 H(N)]-
Norepinephrine, *levo*-[7,8- 3 H(N)]-
Propranolol, L-[4- 3 H]-

Aspartate

Aspartic acid, D-[2,3- 3 H]-
Aspartic acid, L-[2,3- 3 H]-
Methyl-D-aspartic acid, *N*-[*methyl*- 3 H]-

Benzodiazepine

Diazepam, [*methyl*- 3 H]-
Flunitrazepam, [*methyl*- 3 H]-

Cholinergic

Muscarinic

Acetylcholine chloride, [*N-methyl*- 3 H]-
Choline chloride, [*methyl*- 3 H]-
Pilocarpine, [3 H(G)]-
Scopolamine methyl chloride,
[*N-methyl*- 3 H]-

Nicotinic

Acetylcholine chloride, [*N-methyl*- 3 H]-
 α -Bungarotoxin, [1 25]-
Choline chloride, [*methyl*- 3 H]-
Tubocurarine chloride, *dextro*-[13- 3 H(N)]-

Dopaminergic

ADTN Amino-6,7-dihydroxy-
1,2,3,4-tetrahydronaphthalene,
2-[5,8- 3 H]-
Amphetamine sulfate, D-[3 H(G)]-
Apomorphine, [8,9- 3 H]-
Chlorpromazine, [3 H]-
Dihydroxyphenylethylamine,
3,4-[*ethyl*-1- 3 H(N)]- or [*ethyl*-2- 3 H(N)]-
Haloperidol, [3 H(G)]-
Propylnorapomorphine, *N*-[*propyl*- 3 H(N)]-
Spiroperidol, [1-*phenyl*-4- 3 H]-

GABA

Alanine, β -[3- 3 H(N)]-
Aminobutyric acid, γ -[2,3- 3 H(N)]-
Dihydropicrotoxinin, α -[8,10- 3 H]-
Isoguvacine hydrochloride, [3 H]-
Muscimol, [*methylene*- 3 H(N)]- or [4- 3 H]-
Nipecotic acid, [*ring*- 3 H]-

Glutamate

Glutamic acid, L-[3,4- 3 H]-

Glycine

Glycine, [2- 3 H]-

of labeled ligands

Histamine

H₁

Histamine, [3 H(G)]-
Pyrilamine, [*pyridinyl*-5- 3 H]- (Mepyramine)

H₂

Histamine, [3 H(G)]-

Opiate

Dihydromorphine, [7,8- 3 H(N)]-
Enkephalin (5-L-leucine), [*tyrosyl*-3,5- 3 H(N)]-
Enkephalin (5-L-methionine),
[*tyrosyl*-3,5- 3 H(N)]-
Enkephalinamide
(2-D-alanine-5-L-methionine),
[*tyrosyl-ring*-2,6- 3 H]-
Ethylketocyclazocine, [9- 3 H]-
Morphine, [6- 3 H(N)]-

Serotonin

Hydroxytryptamine binosalate, 5-[1,2- 3 H(N)]-
Hydroxytryptamine creatinine sulfate,
5-[1,2- 3 H(N)]-

Steroid

Androgen

Dihydrotestosterone,
[1,2,4,5,6,7,16,17- 3 H(N)]-
Methyltrienolone, [17 α -*methyl*- 3 H]- (R1881)*
Testosterone, [1,2,6,7,16,17- 3 H(N)]-

Estrogen

Estradiol, [2,4,6,7,16,17- 3 H(N)]-
Iodo-3, 17 β -estradiol, 16 α -[1 25]-
Moxestrol, [11 β -*methoxy*- 3 H]- (R2858)*

Glucocorticoid

Dexamethasone, [6,7- 3 H(N)]-
Prednisolone, [6,7- 3 H(N)]-
Triamcinolone acetone, [6,7- 3 H(N)]-

Mineralocorticoid

Aldosterone, D-[1,2,6,7- 3 H(N)]-

Progesterone

Dihydroprogesterone, [1,2- 3 H(N)]-
Nor-17 α -ethynyltestosterone, 19-[6,7- 3 H(N)]-
Progesterone, [1,2,6,7- 3 H(N)]-
Promegestone, [17 α -*methyl*- 3 H]- (R5020)*

*Manufactured by NEN under licensed agreement of
ROUSSEL-UCLAF.

Miscellaneous

Dihydroxyvitamin D₃, 1 α , 25-[26,27- 3 H]-
Hydroxyvitamin D₃, 25-[26,27- 3 H]-
Imipramine hydrochloride, [2,4,6,8- 3 H]-
Phencyclidine, [*piperidyl*-3,4- 3 H(N)]-
Reserpine, [*benzoyl*- 3 H(G)]-

Circle No. 161 on Readers' Service Card

is longer yet:

New labeled ligands

Aminoclonidine, *p*-[3, 5- 3 H]-
Dioxolane, L(+)-*cis*-[2-*methyl*- 3 H]-
Domperidone, [*benzene-ring*- 3 H]-
Doxepin, [*methyl*- 3 H]-
Lysergic acid diethylamide,
[*N-methyl*- 3 H]-
Melanotropin Release Inhibiting
Hormone, [*L-proline*-2, 3, 4, 5- 3 H]- (MRIH)
Naloxone, [*N-allyl*-2, 3- 3 H]-
Oxotremorine-M, [*methyl*- 3 H]-
Oxymorphone hydrochloride,
[*N-methyl*- 3 H]-
Pargyline, [3 H(G)]-
Prazosin, [*furoyl*-5- 3 H]-
Quinuclidinyl benzilate,
L-[*benzyl*-4,4'- 3 H(N)]-
SKF 10,047, [*N-allyl*-2, 3- 3 H]-
Yohimbine, [*methyl*- 3 H]-

Not for use in humans or clinical diagnosis.

NEN New England Nuclear

549 Albany Street, Boston, Massachusetts 02118
Call toll-free: 800-225-1572
(In Massachusetts and International: 617-482-9595)

NEN Chemicals GmbH: D-6072 Dreieich, W. Germany
Postfach 401240, Tel. (06103) 85034, Telex 4-17993 NEN D
NEN Canada: 2453 46th Avenue, Lachine, Que. H8T 3C9
Tel. 514-636-4971, Telex 05-821808



AMERICAN ASSOCIATION FOR THE ADVANCEMENT OF SCIENCE

Science serves its readers as a forum for the presentation and discussion of important issues related to the advancement of science, including the presentation of minority or conflicting points of view, rather than by publishing only material on which a consensus has been reached. Accordingly, all articles published in *Science*—including editorials, news and comment, and book reviews—are signed and reflect the individual views of the authors and not official points of view adopted by the AAAS or the institutions with which the authors are affiliated.

Editorial Board

1980: RICHARD E. BALZHISER, WALLACE S. BROECKER, CLEMENT L. MARKERT, FRANK W. PUTNAM, BRYANT W. ROSSITER, VERA C. RUBIN, MAXINE F. SINGER, PAUL E. WAGGONER, F. KARL WILLENBROCK

1981: PETER BELL, BRYCE CRAWFORD, JR., E. PETER GEIDUSCHEK, EMIL W. HAURY, SALLY GREGORY KOHLSTEDT, MANCUR OLSON, PETER H. RAVEN, WILLIAM P. SLICHTER, FREDERIC G. WORDEN

Publisher

WILLIAM D. CAREY

Editor

PHILIP H. ABELSON

Editorial Staff

Managing Editor
ROBERT V. ORMES

Assistant Managing Editor
JOHN E. RINGLE

News Editor: BARBARA J. CULLITON

News and Comment: WILLIAM J. BROAD, LUTHER J. CARTER, CONSTANCE HOLDEN, ELIOT MARSHALL, DEBORAH SHAPLEY, R. JEFFREY SMITH, NICHOLAS WADE, JOHN WALSH. Editorial Assistant, SCHERRAINE MACK

Research News: BEVERLY KARPLUS HARTLINE, RICHARD A. KERR, GINA BARI KOLATA, JEAN L. MARK, THOMAS H. MAUGH II, ARTHUR L. ROBINSON. Editorial Assistant, FANNIE GROOM

Consulting Editor: ALLEN L. HAMMOND

Associate Editors: ELEANORE BUTZ, MARY DORFMAN, SYLVIA EBERHART, RUTH KULSTAD

Assistant Editors: CAITILIN GORDON, STEPHEN KEP-
PLE, LOIS SCHMITT

Book Reviews: KATHERINE LIVINGSTON, Editor;
LINDA HEISERMAN, JANET KEGG

Letters: CHRISTINE KARLIK

Copy Editor: ISABELLA BOULDIN

Production: NANCY HARTNAGEL, JOHN BAKER; YA LI SWIGART, HOLLY BISHOP, ELEANOR WARNER; MARY MCDANIEL, JEAN ROCKWOOD, LEAH RYAN, SHARON RYAN

Covers, Reprints, and Permissions: GRAYCE FINGER,
Editor; CORRINE HARRIS, MARGARET LLOYD

Guide to Scientific Instruments: RICHARD G. SOMMER
Assistant to the Editors: JACK R. ALSIP

Membership Recruitment: GWENDOLYN HUDDLE

Member and Subscription Records: ANN RAGLAND
EDITORIAL CORRESPONDENCE: 1515 Massachusetts Ave., NW, Washington, D.C. 20005. Area code 202. General Editorial Office, 467-4350; Book Reviews, 467-4367; Guide to Scientific Instruments, 467-4480; News and Comment, 467-4430; Reprints and Permissions, 467-4483; Research News, 467-4321. Cable: Advancesci, Washington. For "Instructions for Contributors," write the editorial office or see page xi, *Science*, 27 June 1980.

BUSINESS CORRESPONDENCE: Area Code 202.
Membership and Subscriptions: 467-4417.

Advertising Representatives

Director: EARL J. SCHERAGO

Production Manager: GINA REILLY

Advertising Sales Manager: RICHARD L. CHARLES

Marketing Manager: HERBERT L. BURKLUND

Sales: NEW YORK, N.Y. 10036: Steve Hamburger, 1515 Broadway (212-730-1050); SCOTCH PLAINS, N.J. 07076: C. Richard Callis, 12 Unami Lane (201-889-4873); CHICAGO, ILL. 60611: Jack Ryan, Room 2107, 919 N. Michigan Ave. (312-337-4973); BEVERLY HILLS, CALIF. 90211: Winn Nance, 111 N. La Cienega Blvd. (213-657-2772); DORSET, VT. 05251: Fred W. Dieffenbach, Kent Hill Rd. (802-867-5581).

ADVERTISING CORRESPONDENCE: Tenth floor, 1515 Broadway, New York, N.Y. 10036. Phone: 212-730-1050.

Monitoring Volcanism

The eruption at Mount St. Helens brought shock and deep anxiety to the Pacific Northwest and evoked sympathy from others around the world. The eruption was not as powerful as some, but it caused destruction estimated at over \$2 billion and the loss of nearly a hundred lives. The death toll would have been much larger had warnings not been issued and had the Forest Service not acted to minimize the number of people close to the mountain.

Geophysicists and petrologists are necessarily somewhat uncertain about the detailed processes that give rise to volcanism. The phenomenon involves magma and temperatures of 1100°C and more. At the pressures and temperature existing at 100 kilometers, it is supposed that partial melting of the rocks there would occur. In areas such as the "ring of fire" that surrounds the Pacific Ocean, the movement of tectonic plates would influence events. Relative movement of the plates would be likely to produce weak areas through which magma might migrate. The magma is less dense than the solid from which it is derived. Rock pressure exerts a powerful force tending to move magma toward the surface.

Evidence from a variety of volcanoes shows that interconnected pools of lava with total volumes of cubic kilometers may accumulate in the quiescent periods between episodes. When such a volume moves toward the surface, seismic activity can be noted. In the 2 months preceding the eruption at Mount St. Helens, a large number of local earthquakes were recorded. Their number and intensity justified the warnings and the Forest Service restrictions on travel near the mountain.

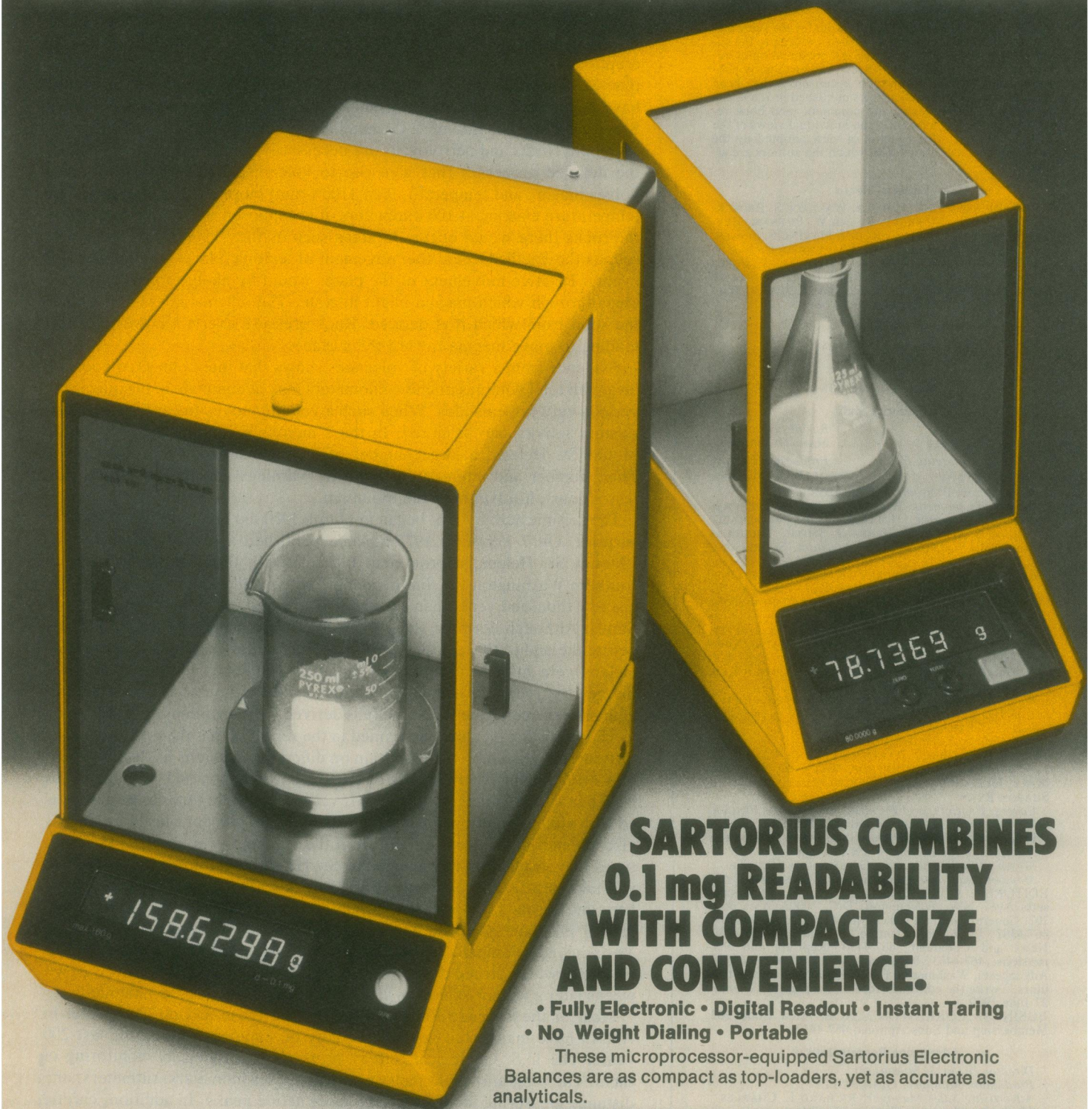
The seismic activity that began in March 1980 did not come as a complete surprise. On 7 February 1975 *Science* published a report* which began, "Mount St. Helens, a prominent but relatively little known volcano in southern Washington . . . has been more active and more violent during the last few thousand years than any other volcano in the conterminous United States. Although dormant since 1857, St. Helens will erupt again, perhaps before the end of this century." Many of the earlier eruptions of Mount St. Helens were dated by carbon-14 techniques. The hot ash converted some of the nearby trees to charcoal. In addition, examination of the geologic column has revealed widespread ashfalls derived from eruptions at St. Helens.

An interesting fact also mentioned in the report is that the composition of the material vented by the mountain on different occasions has varied widely. Correspondingly, the nature of the volcanism has varied. A magma that is high in silica (65 percent or more) is very viscous and tends to be associated with violent eruptions. A magma with about 50 percent silica is much less viscous and flows rather quietly from the volcanic vent. In the past, both types of volcanism have occurred at St. Helens; what form the volcanism will take next is unpredictable. The same is true of other volcanoes, both here and abroad. History tells us that destructive episodes involving great loss of life have occurred and will occur again. We need not go back to Vesuvius and Pompeii. In 1902 Mont Pelée on Martinique commenced to eject ash, which drifted down over the city of Saint-Pierre 10 km away. Two weeks later a violent explosion killed all but one of the 30,000 inhabitants.

Most of the Cascade Range volcanoes and those around Cook Inlet in Alaska have manifested volcanic activity of some sort during the last 200 years. The U.S. Geological Survey proposes to expand its monitoring of them. The program would include emplacing seismometers, tiltmeters, and distance measuring facilities on the more active peaks. In addition, careful studies of earlier ashfalls would be made, including carbon-14 dating to determine the frequency and characteristics of earlier events. Even with detailed knowledge, one cannot hope to forecast precisely when eruptions will occur. However, better knowledge would surely lead to saving many lives. The proposed program, which would cost about \$6 million annually, should be speedily authorized, supported, and implemented. —PHILIP H. ABELSON

*D. R. Crandell, D. R. Mullineaux, M. Rubin, *Science* **187**, 438 (1975).

NOW...TOP-LOADERS BECOME ANALYTICALS.



SARTORIUS COMBINES 0.1 mg READABILITY WITH COMPACT SIZE AND CONVENIENCE.

- Fully Electronic • Digital Readout • Instant Taring
- No Weight Dialing • Portable

These microprocessor-equipped Sartorius Electronic Balances are as compact as top-loaders, yet as accurate as analyticals.

Model 1602MP (left) weighs 160g to 0.1mg; Model 1207MP (right) weighs 80g to 0.1mg. Operation is completely automatic; there are no weights to 'dial in' and no suspended 'swinging' pan. Far smaller and lighter than comparable analytical balances, these models may easily be moved to any weighing location as needed.

Sartorius . . . those remarkable yellow balances. For literature, write: Sartorius Division, Brinkmann Instruments, Inc., Subsidiary of Sybron Corp., Cantiague Road, Westbury, NY 11590, or call 516/334-7500.

sartorius

BREAK THE GLASS

You get transparency.

Nalgene PMP graduated cylinders and Erlenmeyer flasks give you the clarity you want and need. So in addition to all the savings from plastic unbreakability, you get glass-like transparency that makes it easy to note a fluid surface level, check a color or color change.

You get accuracy.

Nalgene Labware is just as accurate as glass. Our graduated cylinders, for example, meet the accuracy requirements of Federal Specification NNN-C-940-C. The non-wetting characteristic of Nalgene Labware assures total delivery of contents. And since there's no meniscus, liquid levels are always easy to read.


And here are two features Nalgene Labware gives you that glass can't:

You get safety.

Durable Nalgene Labware protects your lab workers and your equipment. Many Safety Committees appreciate its value because it doesn't shatter, thereby offering greater protection against cuts, glass shards, harmful fluids and biohazardous materials. Simply put, Nalgene Labware is safer than glass.

You get economy.

Nalgene labware is more durable than glass. And the savings multiply. You don't have the high cost of glass breakage replacement, or of lost experiments and expensive materials, or valuable time spent on glass breakage cleanup.



HABIT WITH NALGENE® PLASTIC LABWARE, YOU GET MORE THAN SAFETY AND ECONOMY.



Nalgene
Labware

Glass
Labware

Isn't it time you
"broke the glass habit"
and switched to Nalgene
plastic labware?

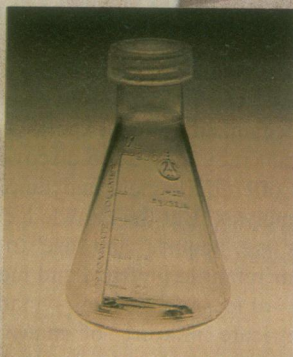
FREE

"BREAK THE GLASS HABIT" Nalgene Flask

See how tough Nalgene Labware can do the job of glass in your lab. Fill out this coupon and we'll send you a 250-ml polycarbonate Erlenmeyer flask absolutely free. It's as clear as glass and features a convenient screw closure. Once you try it, we think you'll break the glass habit.

SYBRON | Nalge

Circle No. 143 on Readers' Service Card



Please send me a free Nalgene® Erlenmeyer Flask

Nalge Company
Division of Sybron Corporation
Nalgene Labware Department
P.O. Box 570, Rochester, New York 14602

Name/Title _____

Company _____

Address _____

City _____

State _____ Zip _____

S-7