

Techniques in Protein Biosynthesis. vol. 1. P. N. Campbell and J. R. Sargent, Eds. Academic Press, New York, 1967. 348 pp. Illus. \$15. Five papers.

Technology for Underdeveloped Areas. An annotated bibliography. Jack Baranson. Pergamon, New York, 1967. 89 pp. \$4.

A Textbook of Pharmaceutical Analysis. Kenneth A. Connors. Wiley, New York, 1967. 632 pp. Illus. \$12.50.

Textile Laboratory Manual. vol. 4, *Dyestuffs*. W. Garner. Elsevier, New York, 1967. 165 pp. Illus. \$7.50.

Theoretische und experimentelle Grundlagen der Krebs-Mehrschritt-Therapie. Manfred von Ardenne. VEB Verlag Volk und Gesundheit, Berlin, 1967. 397 pp. Illus. MDN 145. Forty papers on the author's research work during 1963 to 1966.

Theory of Beams: The Application of the Laplace Transformation Method to Engineering Problems. T. Iwiński. Translated from the Polish by E. P. Bernat. Pergamon, New York. ed. 2, 1967. 160 pp. Illus. \$6.

Theory of Functions of a Complex Variable. vol. 3. A. I. Markushevich. Translated from the Russian by Richard A. Silverman. Prentice-Hall, Englewood Cliffs, N.J., 1967. 374 pp. Illus. \$12.95.

The Therapeutic Management of Psychological Illness. The theory and practice of supportive care. Werner M. Mendel and Gerald Allen Green. Basic Books, New York, 1967. 267 pp. \$6.95.

Thermodynamics: An Auto-Instructional Text. Melvin Mark. Prentice-Hall, Englewood Cliffs, N.J., 1967. 173 pp. Illus. Paper, \$3.95. Prentice-Hall Series in Engineering of the Physical Sciences.

Traces on the Rhodian Shore. Nature and culture in Western thought from ancient times to the end of the eighteenth century. Clarence J. Glacken. Univ. of California Press, Berkeley, 1967. 793 pp. Illus. \$15.

Trends in the World Aluminum Industry. Sterling Brubaker. Published for Resources for the Future. Johns Hopkins Press, Baltimore, 1967. 274 pp. Illus. \$6.95.

U.S. Government Publications for Research and Teaching in Geography and Related Social and Natural Sciences. C. L. Vinge and A. G. Vinge. Littlefield, Adams, Totowa, N.J., 1967. 374 pp. Paper, \$3.45.

The Use of Biological Literature. R. T. Bottle and H. V. Wyatt, Eds. Butterworths, London; Archon Books, Hamden, Conn., 1967. 296 pp. Illus. \$11.50.

Understanding Evolution. E. Peter Volpe. Brown, Dubuque, Iowa, 1967. 176 pp. Illus. Paper, \$2.25.


The Use of the Microscope. Peter Gray. McGraw-Hill, New York, 1967. 99 pp. Illus. Paper, \$2.25.

Vinyl Polymerization. vol. 1, pt. 1. George E. Ham, Ed. Dekker, New York, 1967. 558 pp. Illus. \$26.75. Kinetics and Mechanisms of Polymerization Series.

Voyagers of the Vitiaz Strait: A Study of a New Guinea Trade System. Thomas G. Harding. Univ. of Washington Press, Seattle, 1967. 296 pp. Illus. \$7.50.

The World of the Rain Forest. Robert Silverberg. Meredith Press, New York, 1967. 176 pp. Illus. \$4.95.

Why doesn't somebody design an inverted microscope specifically for tissue culture and other biological studies?



Somebody has. It's the Wild M-40.

This is no modification. It's the newest, highest state-of-the-art in inverted microscope design and construction. In mechanical precision. In optical quality. And in conveniences, operating speed and ease. It's the first of its kind, a typical Wild classic. Write for Booklet M-40.

WILD®
HEERBRUGG

WILD HEERBRUGG INSTRUMENTS, INC.
FARMINGDALE, NEW YORK 11735

Full
Factory Services In Canada: Wild of Canada Ltd.
881 Lady Ellen Place, Ottawa 3, Ontario

Let us Show You — What these new microscopic techniques Can do for You

Interference Contrast (Nomarski)

This new contrast technique reveals specimen details not obtainable by any other contrast method.

Contrast Fluorescence Microscopy

This technique enables examination of fluorescent specimens in positive and negative phase contrast (simultaneous contrast fluorescence).

Microphotometric Measurements

For the quantitative determination of reflectivity, absorptivity and extinction or fluorescence intensity and their variation with wave length by means of the new Reichert microphotometer (spectrophotometer) in combination with the "Zetopan."

Automatic Photomicrography

The new Reichert "Photo Automatic" is a fully automatic photomicrographic camera.

These and other advanced techniques in optical microscopy are available to you with the . . .
REICHERT RESEARCH MICROSCOPE "ZETOPAN"

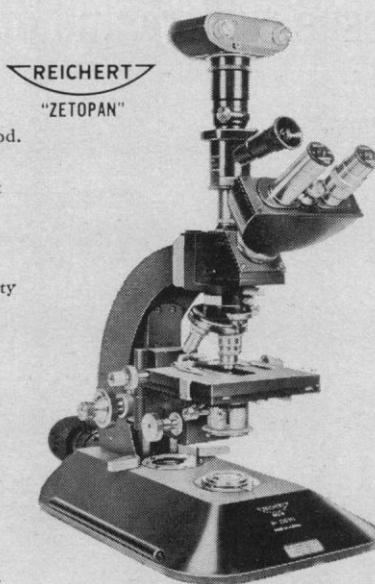
The "ZETOPAN" has built-in illuminating systems for reflected, transmitted and mixed light. Separate independent tube for convenient photomicrography. Automatic and semi-automatic exposuremeters.

Request literature and demonstration of the "ZETOPAN"

Write to:

William J. Hacker & Co., Inc.

Box 646, West Caldwell, New Jersey 07006
(201) 226-8450

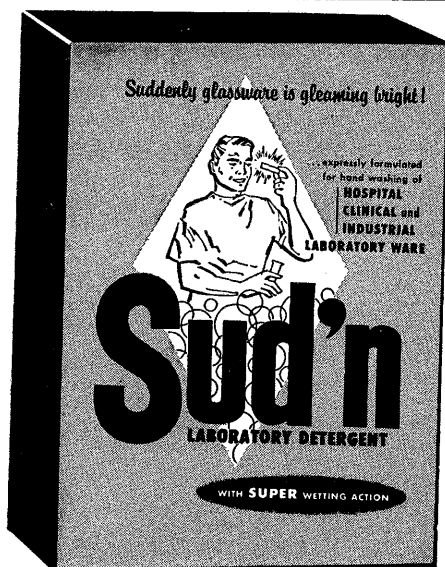


Hacker

Index to Advertisers

14 July 1967

Ace Glass Inc.	128
American Optical Co.	244
Bausch & Lomb	229
Beckman Instruments Inc.	144
Bendix Corp.	227
Blickman, S., Inc.	224
Bliss-Barogenics Inc.	120
Borden Chemical Co.	234
Buchler Instruments, Inc.	241
Canal Industrial Corp.	122
Chemical Rubber Co.	136
Clay-Adams	121
Coleman Instruments	118
Commercial Solvents Corp.	139
Coors Porcelain Co.	224
Digital Equipment Corp.	117, 133
Dimco-Gray Co.	241
E & M Instrument Co., Inc.	231
Fisher Scientific Co.	116
Gilford Instrument Laboratories, Inc.	124
Hacker, Wm. J., & Co., Inc.	240
Harford Metal Products, Inc.	234
Hyland	237
Instron Corp.	125
International Equipment Co.	126
Instrumentation Specialties Co., Inc.	228
Klett Manufacturing Co. Inc.	231
Kontes	123
Labindustries	138
Leitz, E., Inc.	142
Litton Industries	135
LKB Instruments Inc.	137, 243
Mann Research	110
Mettler Instrument Corp.	111
Millipore Corp.	126
Mistaire Laboratories	240
Nalge	233
Nuclear Data	141
Paillard Inc.	119
Pharmacia Fine Chemicals, Inc.	140
Phipps & Bird, Inc.	237
Photovolt	235
Professional Tape Co., Inc.	235
Research, Inc.	241
Revco Inc.	231
Royson Engineering Co.	237
Sargent, E. H., and Co.	132
Scientronics Inc.	232
Sep-Ko Chemicals, Inc.	240
Sigma Chemical Co.	238
Sorvall, Ivan, Inc.	131
Stanford University Press	232
Technicon Corp.	115
Tektronix, Inc.	114
Technical Measurement Corp.	238
Tracerlab	130, 228
Tracor	129
U.S. Stoneware	234
Vitro	236
Warner-Chilcott	230
Wild Heerbrugg Instruments Inc.	239



TODAY it's Free rinsing SUD'N for brush and ultra-sonic washing of all laboratory glassware, missile and outer space components . . . used wherever the ultimate in cleaning is essential . . . where anything less would be too expensive.

CLEANS COMPLETELY . . .



RINSES freely without film or residue even in **COLD WATER**. TRY SUD'N. Contact your laboratory supplier or write for sample.

SEP-KO CHEMICALS, INC.

3900 Jackson St., N.E., MINNEAPOLIS, MINN. 55421

SPORES - FERNS MICROSCOPIC ILLUSIONS ANALYZED

Vol. I C. S. HIRE

An inspiring, valuable book for nature lovers, artists and scientists in many fields . . .

Living ferns beautifully illustrated, cell structure, development—spore to maturity. Unique, 3-dimensional studies. Models, line drawings and photo-micrographs clarify spore structure, with wall arrangements organized.

New approaches to microscopic illusions. Simple, accurate terms.

580 pages, 1150 illustrations, 14 in color.

Price—\$22.50, send for folder to:

MISTAIRE LABORATORIES

152 Glen Avenue
Millburn, N.J. 07041



Vary voltage remotely

Dial permits manual adjustment with or without remote control.

LINE: 115/230v.

OUTPUT: 0 to line voltage
CONTROL SIGNAL: 0 to 1 ma.
CAPACITY: 20 amps

LABAC™ — Proportional SCR power control for laboratory use

Use Labac for precise stepless control or arcless switching of power to laboratory furnaces, test set-ups, equipment mock-ups—almost anywhere a power relay or variable transformer is used. Output is proportional to dial setting plus remote control signal.

Weight: 7½ lbs. Size: 5" x 6" x 9½".

Other controllers with capacities to 400 amps. Three-phase configurations available.

*Trademark of Research, Incorporated.




Research, Inc.

R-I CONTROLS DIVISION

BOX 6164V, MINNEAPOLIS, MINN. 55424

GRALAB ALL-PURPOSE TIMERS



Easy to see and set! Large 8" dial can be set for any time within range of 3600 distinct settings (1 sec. to 60 min., 1 min. to 60 hrs., etc.). At end of preset interval, alarm sounds and external load is automatically switched on or off. Split-second synchronous accuracy. Models at \$26 to \$33. Write for new 8-page illustrated catalog.

DIMCO-GRAY COMPANY


207 E. Sixth St., Dayton, Ohio 45402

ANALYTICAL AND PREPARATIVE DISC ELECTROPHORESIS

Precise and rapid high resolution fractionation of complex organic compounds

• PROTEINS • POLYNUCLEOTIDES • PEPTIDES • ENZYMES • HORMONES

under efficient temperature regulated conditions. Temperature regulated bath permits fractionation of heat labile substances.



POLYANALYST


- Compact and convenient to use
- 0.005 to 0.2 mgm/ column
- Fractionation 30-45 minutes
- 12 sample columns
- Separation-destaining in single unit

Bulletin #S-3-1750

POLY-PREP

- Continuous, symmetrical elution of fractions
- 1 mgm to 200 mgm capacity
- Sample volumes to 160 ml
- Gel length 1-20 cm
- Fractionation in less than 10 hrs.

Bulletin #S-3-1700



LABORATORY APPARATUS • PRECISION INSTRUMENTS
BUCHLER INSTRUMENTS, INC.
1327 16TH STREET, FORT LEE, NEW JERSEY 07024

PERSONNEL PLACEMENT

CLASSIFIED: Positions Wanted. 25¢ per word, minimum charge \$4. Use of Box Number counts as 10 additional words. Payment in advance is required. Send copy for position wanted ads to:

SCIENCE
1515 Massachusetts Ave., NW
Washington, D.C. 20005

COPY for ads must reach SCIENCE 2 weeks before issue date (Friday of every week).

DISPLAY: Positions Open. Rates listed below—no charge for Box Number. Rates net. No agency commission allowed for ads under 4 inches. No cash discount. **Minimum ad:** 1 inch. Ads over 1 inch will be billed to the nearest quarter inch. Frequency rate will apply only to repeat of same ad. No copy changes. Payment in advance is required except where satisfactory credit has been established. Send copy for display advertising to:

SCIENCE
Room 1740
11 West 42 St.
New York 36

Single insertion \$75.00 per inch
4 times in 1 year 70.00 per inch

For **PROOFS** on display ads, copy must reach SCIENCE 4 weeks before date of issue (Friday of every week).

Replies to blind ads should be addressed as follows:

Box (give number)
SCIENCE
1515 Massachusetts Ave., NW
Washington, D.C. 20005

POSITIONS WANTED

Biochemist-Physiologist, Ph.D., 40. Protein synthesis in vivo, endocrinology, bone metabolism, numerous publications, grants. Associate professorship. Box 512, SCIENCE. X

(a) **MICROBIOLOGY** Ph.D. 1967; M.S. parasitology; Chief bacteriologist 400-bed hospital, technology instructor; desires clinical laboratory director or academic appointment. (b) **ORGANIC CHEMISTRY** Ph.D.; physics minor; virology, cell biology research; seeks research or academic position. **WOODWARD PERSONNEL BUREAU**, 185 North Wabash, Chicago 60601. X

Position Teaching/Research, pharmacology, physiology, microbiology. Ph.D., veteran, young, postdoctoral training; experienced; publications. Box 513, SCIENCE. 7/21

Research Veterinarian, 34, B.V.Sc., Ph.D., desires to relocate. Experience in animal biochemistry, toxicology, and pharmacology. Publications, etc. Diversified interests. Box 493, SCIENCE. 7/14, 28

Technical Editor/Science Writer, male, 10 years' experience, degree, member PRSA and STWP. Desires academic, government, industrial public relations. Prefer Southwest, consider others. Box 514, SCIENCE. X

Zoologists: Husband and wife both with Ph.D. in zoology desire teaching and research positions in department of zoology or biology with graduate program. Have over 5 years' experience and publication record. Specialties, protozoology and mammalogy. Box 515, SCIENCE.

POSITIONS OPEN

Biochemist, Ph.D.—Experienced biochemist to be in charge of research laboratories in developing research center associated with state cancer hospital. Opportunity for individual and cooperative research; university affiliation. Salary commensurate with experience and qualification. Write to **Reginald P. Pugh, M.D.**, Cancer Research Center, Columbia, Missouri 65201.

POSITIONS OPEN

Director—Clinical Biochemistry laboratory. Immediate. Ph.D. Biochemistry. Experience more in chemical aspects than biology. To direct first-rate clinical laboratory in malignant disease research center utilizing wide range of clinical laboratory tests and specialized procedures. Salary negotiable. Full benefit program. Reply to: **Employment Manager, Roswell Park Memorial Institute**, 666 Elm Street, Buffalo, New York 14203. Phone: 716-886-2700.

Ph.D.'s—TWO OPPORTUNITIES

1) Organic Chemistry to carry out synthetic & natural product organic chemistry in program on Chemical Carcinogenesis. Position with the Laboratory of Organic Chemistry & Carcinogenesis of the Institute of Environmental Medicine with or without experience. 2) Biochemistry to carry out studies on isolation of tissue constituents (nucleic acids, proteins) from mouse skin; studies on interaction of tumor-inhibitory agents; studies on interaction of tumor-inhibitory agents & carcinogens with tissue constituents. Program on chemical carcinogenesis. With or without experience. Both positions offer comprehensive benefits including annuity program, free tuition N.Y.U., housing, etc. Send resume & salary requirements to **Miss Miriam Kerans, Professional Placement Coordinator, Personnel Dept. S-4, New York University Medical Center**, 568 First Avenue, N.Y.C. 10016.

TECHNICAL LIBRARIAN—B.S. degree in chemistry with some exposure to indexing of chemical literature, literature searching and literature abstracting. Excellent benefits, salary and potential for advancement at our Research and Development Laboratories in Austin, Texas. Send resume in confidence to: **Personnel Manager, Jefferson Chemical Company, Inc.**, P.O. Box 53300, Houston, Texas 77052.

POSITIONS OPEN

**Immunologist
Toxicologist
Pathologist
Biochemist**

Salary from \$10,000-\$18,000

Mason Research Institute

21 Harvard Street

Worcester, Massachusetts

01608

FELLOWSHIPS

**Predoctoral and Postdoctoral Fellowships
in Pharmacology**

Biochemical Pharmacology, Neuropharmacology, Autonomic and Cardiovascular Pharmacology training. Research on fundamental mechanisms of action and interaction of drugs at organ, cellular and subcellular levels. Full tuition and stipends available. Write: **Dr. I. R. Innes, Department of Pharmacology and Therapeutics, Faculty of Medicine, University of Manitoba, Winnipeg, Manitoba, Canada.**

The Market Place

BOOKS • SERVICES • SUPPLIES • EQUIPMENT

BOOKS AND MAGAZINES

AUTHORS WANTED BY NEW YORK PUBLISHER

Your book can be published, promoted, distributed by a reliable company on a subsidized basis. Fiction, non-fiction, poetry, scholarly, scientific and even controversial manuscripts welcomed. For Free Booklet write Vantage Press, Dept. SC, 120 W. 31 St., New York 10001.

PROFESSIONAL SERVICES

HISTOLOGY SERVICE

RAPID SERVICE Large Orders Quickly Processed! Quickly Shipped! Professional supervision of every order. Free estimates on special problems. Distant points serviced swiftly. Special stains and techniques available. Fully protected shipments. **HISTOLOGY SERVICE, INC.** 4801 N. Broad St., Philadelphia, Pa. Zipcode 19141, (215) Davenport 4-5800

SUPPLIES AND EQUIPMENT

• HYPOPHYSECTOMIZED RATS

Shipped to all points via Air Express
For further information write

HORMONE ASSAY LABORATORIES, Inc.
8159 South Spaulding Ave., Chicago 29, Ill.

FOR LEASE OR SALE LABORATORY AND OFFICES

New, sprinklered lab. 21' x 14', equipped.

Offices approx. 2500 sq. ft.

**ULTRA MODERN, NEW BUILDING,
QUEENS, N.Y.**

Write P.O. Box 58, Bayside, N.Y. 11361

SENIOR MICROBIOLOGIST (Antibiotics)

Immediate opportunity for a senior microbiologist with a thorough working knowledge of antibiotic production from laboratory to plant scale. Must have a minimum of 8-10 years' experience in culture and media selection, shake flask experimentation, scale up, etc. Will head up a research group engaged in the development of antibiotics for the pharmaceutical, veterinary and feed fields. Prefer individual with Ph.D. degree.

Submit detailed resume and salary requirements in complete confidence to:

**Mr. S. J. Touretzky,
Employment Manager**

NOPCO

NOPCO CHEMICAL COMPANY

Division of Diamond Alkali Company
60 Park Place Newark, New Jersey

An Equal Opportunity Employer (M&F)



One good Uvicord deserves another So we made Uvicord II

Everyone who has used an LKB Uvicord knows that a highly efficient, dependable, simple to use flow analyzer is an economical investment.

The new Uvicord II, like the Uvicord I, is designed to detect, locate and quantitate interesting fractions of UV-absorbing compounds during chromatographic or electrophoretic separation.

The Uvicord II has some interesting additional features:

Protein chemists will be interested in its performance; at 280 m μ (proteins), and at 254 m μ (nucleic acids and their derivatives), it is often superior to much more expensive spectrophotometers.

Using a stable long-life, low-pressure mercury lamp as the primary source, providing radiation at 254 m μ , the new monitor is equipped with a unique light converter; the 254 m μ radiation excites a transparent rod which fluoresces strongly, emitting UV-light in a narrow band of mean wavelength 280 m μ . Unwanted radiation is elimi-

nated by using high transmission, LKB interference filters, and a black glass filter.

High baseline stability (100 % T): heating coil and insulation of light source compartment compensate for normal ambient temperature fluctuations.

Of course we have made Uvicord II suitable for coldroom use but we have made it easy to operate with a built-in temperature control which allows adjustment over a range 0°C – 30°C.

Good electrical and light source stability provide clean curves even though the sample receives a minimum UV-dosage, and good optical properties give minimal stray light and high accuracy even where there is strong solvent absorption.

These specifications, combined with the superior flow properties of the low-volume measuring cells, give Uvicord II the reliability that has been proved the world over by Uvicord I. Request file 8300D3.



LKB INSTRUMENTS INC. • 12221 PARKLAWN DRIVE • ROCKVILLE Md. 20852

**OTHER
HEADQUARTERS
FOR SALES
AND SERVICE**

SWEDEN
LKB-Produkter AB
Box 76,
Stockholm—Bromma 1

UK
LKB Instruments Ltd.
232 Addington Rd.
S. Croydon, Surrey CR2 8YD

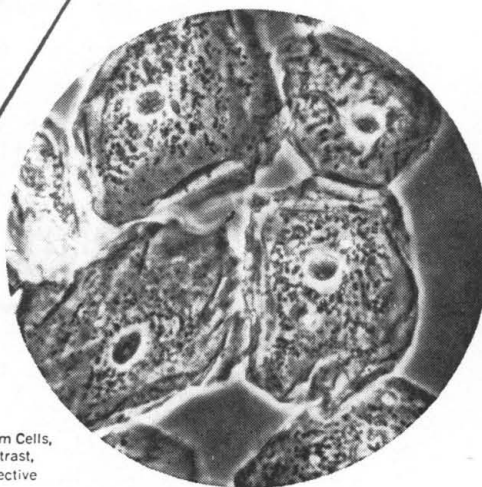
NETHERLANDS
LKB-Produkten N.V.
Zeekant 35
The Hague

DENMARK
LKB Instrument A/S
Amagerbrogade 34
Copenhagen S

*% The definitive difference is **PHASEStar***



Epithelium Cells,
Bright Contrast,
100X Objective



Epithelium Cells,
Dark Contrast,
100X Objective

AO Phasestar brings out detail that was there all the time

Materials too transparent to see under ordinary bright-field microscopes take on visual form and body under the new AO Phasestar. Even slightly pigmented preparations become visible to the utmost detail.

AO Phasestar's exceptional resolution and flatness of field, plus a wide range of phase objectives, allow you to see details that were never before possible. This is the definitive difference.

But that's not all. There are convenience differences, too. You will find new ease in annulus align-

ment. And once you center the annulus, it stays centered. A dual-viewing body accessory for simultaneous observation, wide choice of contrasts (dark, bright and B-minus) and many other exclusives all add up to make the new AO Phasestar the first significantly new phase microscope in 20 years.

See for yourself. Ask your AO Sales Representative or dealer for a demonstration, or write:



AMERICAN OPTICAL COMPANY
INSTRUMENT DIVISION • BUFFALO, NEW YORK 14215