

Randolph Lovelace II, 58; director of space medicine for the National Aeronautics and Space Administration; 12 December.

E. Kennerly Marshall, Jr., 76; professor emeritus of pharmacology and experimental therapeutics at Johns Hopkins medical school; 10 January.

Benjamin Y. Morrison, 74; retired head of the division of plant exploration and introduction in the Agriculture Department's bureau of plant industry; 25 January.

René Perrin, 72; retired president and board chairman of Electro-Chimie D'Ugine, a leading French chemicals and metals concern; 15 January.

Hans Pettersson, 77; professor emeritus and former director of the Oceanographic Institute in Goteborg, Sweden; 25 January.

Charles Schank, 55; senior representative of the U.S. Atomic Energy Commission in Brussels, Belgium; 23 January.

Walter H. Schoewe, 74; emeritus associate professor of geology at the University of Kansas and editor of *Transactions of the Kansas Academy of Science*; 11 January.

Hervey Woodburn Shimer, 93; professor emeritus of paleontology at Massachusetts Institute of Technology; 13 December.

Anton N. Volsky, 68; Soviet nuclear scientist and member of the USSR Academy of Sciences; 7 January.

Frank Wilcoxon, 73; lecturer in statistics at Florida State University and chemistry research scientist at American Cyanamid Co.; 18 November.

Summer Institutes

Botanical Sciences, 6th, 20 June to 15 July, for college botany teachers; University of Massachusetts, Amherst; NSF grant to Botanical Society of America. Deadline: 1 March. (E. L. Davis, Dept. of Botany, University of Massachusetts, Amherst)


Cross Cultural Research, 3rd; 5 July to 26 August, University of Pittsburgh; NSF grant. Stipends: predoctoral, \$600-\$1000; postdoctoral, \$1200-\$1700. Deadline: 15 March. (H. Barry, III; Department of Anthropology, University of Pittsburgh, Pittsburgh, Pa. 15213)

Erratum: On page 870, column 3, of this issue, the paragraph beginning "The three-and-one-half day symposium of Section O . . ." and the material that follows in column 1 and the top of column 2 of page 871 should be inserted on page 875 as part of Section O reports.

18 FEBRUARY 1966

VICKERS Excellence...

The Image-Splitting Measuring Eyepiece

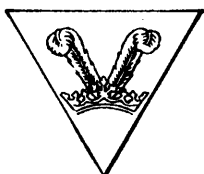
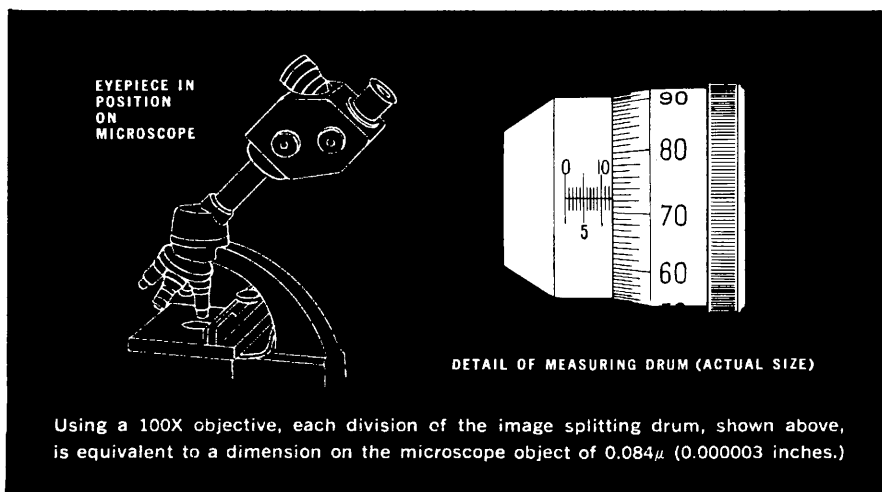


Three hundred and twenty-seven years ago, William Gascoigne of Yorkshire constructed a micrometer measuring device suitable for use in the relatively crude optical instruments of that day. Since 1639 many refinements have been made upon

Gascoigne's achievement — but these were refinements only. The first basic advance in microscope measurement technique occurred only recently — in 1962 — with the introduction of the Vickers-A.E.I. Image-Splitting Measuring Eyepiece. ▼ The image splitting technique makes obsolete (for nearly all purposes) Gascoigne's family of filar micrometers and eyepiece graticules. The image splitter is much more accurate. It is faster and more convenient to use. It has an entirely unique capability for instantaneous, multiple comparative measurements. ▼ Nearly one thousand Vickers Image Splitters are now being used by your colleagues and competitors. Here are just a few of the things it can do for you.

- Measure with accuracies up to better than 0.1 micron (0.000004")
- "Dial in" sizes so that objects anywhere in the microscope field can be checked for conformity — *without measurement*.
- Make particle size analyses — *without measurement*.
- Measure moving or vibrating objects.
- Measure without the possibility of parallax error or errors due to microscope instability.

If accurate and fast measurement techniques are essential in your work, please let us know. We will immediately send our descriptive brochure.



VICKERS

INSTRUMENTS, INCORPORATED

Successors to Cooke, Troughton & Simms, Inc.

15 WAITE COURT, MALDEN, MASS. 02148 • (617) 324-6666
IN CANADA: 1570 MIDLAND AVE., SCARBOROUGH, ONTARIO • (416) 751-4360

YOUR RESEARCH DESERVES THE BEST REAGENTS

*Check these major
classifications in Dajac's
latest catalog:*

Biological Stains
Buffer Solutions
Stabilized Diazonium Salts
Enzyme Substrates
and Reagents
Fluorescent and
Scintillation Reagents
Ribonucleosides and 5'-
Nucleotides
Tetrazolium Salts
Special Reagents and
Custom Syntheses

Send for free catalog Dept. S-16

Dajac LABORATORIES

The Borden Chemical Company
5000 Langdon Street • Box 9522
Philadelphia 24, Pa.

International Biophysical Research Incorporated

5 Elmcrest Terrace

Norwalk, Connecticut 06850, USA

Cable Address: "INT BIOCON"

This is your invitation to a presentation of a program for development for the Northern Territory and Western Australia. We hope that the results of this symposium will be accepted as an attempt by the participants to extend ICY-65 and the Development Decade. If World Peace can be aided by this effort our "Project Southern Star" has not been a waste of time.

(Please note that this symposium precedes the Eighth World Conference of The Society for International Development to be held at the Roosevelt Hotel on Wednesday, Thursday, and Friday, March 16, 17, 18, 1966.)

Conference Registration and Ticket Purchase (Limited to 400)

I enclose my check for \$_____ in full payment of:

Registration Fee \$_____

Social Hour Tickets #_____ @ _____ each.

NAME: (Please Print or Type) _____

ADDRESS: _____

Company or Organization: _____

Advance Registration Fees: _____

Registration \$10.00. Students \$5.00. Social Hour Tickets, each \$1.00.

Please make check payable to: "Project Southern Star."

Payment may be made in any convertible currency at the current dollar exchange rate.

Registration cards and tickets will be held for you at the Registration Desk.

INDEX TO ADVERTISERS—18 February 1966

Academic Press	877	Mallinckrodt Chemical Works	750
Ace Glass Inc.	741	Maryland Plastics, Inc.	918
Acton Laboratories, Inc.	900	Mathatronics, Inc.	887
Advanced Scientific Instruments	879	Matheson	746
Alfa Inorganics, Inc.	888	Matthews Research, Inc.	917
American Instrument Co., Inc.	912	Mechanical Enterprises, Inc.	898
Applied Dynamics	910	Mettler Instrument Corp.	888
Applied Physics Corp.	768	Millipore Filter Corp.	880
		Mistaire Laboratories	890
Beckman Instruments, Inc.	726, 749, 778	Monroe International, Div. of Litton Industries	780, 781
Bel-Art Products	894		
Bendix Corp., Cincinnati Div.	897	Nalge Co., Inc.	917
Berkeley Scientific Laboratories	885, 901	Nega File Co.	900
Blickman, S., Inc.	904	New Brunswick Scientific Co., Inc.	742
Borden Chemical Co., Dajac Laboratories	920	Nikon Inc.	740
Brinkmann Instruments	911	Northern Scientific Co.	739
BRS Electronics	892	Nuclear-Chicago Corp.	924
Brush Instruments Div., Clevite Corp.	735	Numec Instruments and Controls Corp.	890
Buchler Instruments, Inc.	908	Nutritional Biochemicals Corp.	727
California Computer Products, Inc.	760	Ohaus Scale Corp.	910
Chemical Rubber Co.	886	Oxford University Press	886, 914
Clay-Adams	755		
Consultants Bureau	891	Pace Engineering Co.	900
		Packard Instrument Co., Inc.	784
Delmar Scientific Laboratories, Inc.	916	Paillard Inc.	762
Difco Laboratories	902	Parr Instrument Co.	899
Disc Instruments, Inc.	889	Perkin-Elmer Corp.	754, 763
Douglas Aircraft Co.	751	Pharmacia Fine Chemicals Inc.	883
		Philbrick Researches, Inc.	777
E-C Apparatus Corp.	909, 916	Phipps & Bird, Inc.	911
Electronic Associates, Inc.	772	Photo Research Corp.	734
E & M Instrument Co., Inc.	902	Photovolt Corp.	898
		Polaroid Corp.	753
Fabri-Tek Inc.	764	Precision Scientific Co.	884
Fish-Schurman Corp.	885	Professional Tape Co., Inc.	890
Fisher Scientific Co.	882		
		Radio Corporation of America	736, 737
Gilford Instrument Laboratories Inc.	923	REVCO Inc.	885
Graphic Controls Corp.	771	Royson Engineering Co.	902
Hacker, William J., & Co., Inc.	881	Sage Instruments, Inc.	894
Harvard Apparatus Co., Inc.	877	Sanborn Div., Hewlett Packard	730
Heath Co.	773	Savant Instruments, Inc.	912
Hewlett Packard Co.	775, 779	Schoeffel Instrument Co.	898
High Voltage Engineering Corp.	782	Scientific Glass Apparatus Co., Inc.	907
Hofman-Paul Cryogenic Div.	767	Sherer-Gillett Co.	878
Honeywell, Denver Div.	774	Shimadzu Seisakusho Ltd.	918
Honeywell, Philadelphia Div.	748	Sigma Chemical Co.	901
Hyland Laboratories	909	Sigmamotor Inc.	899
		Sorensen, a unit of Raytheon Co.	759
Instrumentation Associates, Inc.	897	Sorvall, Ivan, Inc.	758
Instrumentation Specialties Co., Inc.	899		
International Biophysical Research Inc.	920	Tescom Corp.	889
International Chemical and Nuclear Corp.	757	Thermolyne Corp.	915
International Equipment Co.	769, 892	Thomas, Charles C, Publisher	770
International Light Inc.	909	Torsion Balance Co.	738
Isotopes Inc.	745	Tracerlab	891
Jarrell-Ash Co.	756, 881	Unitron Instrument Co.	731
Kahlenberg Globe Equipment Co.	880	Van Nostrand	903
Keithley Instruments	895	Vickers Instruments, Inc.	919
Klett Manufacturing Co., Inc.	878		
		Waring Products Co.	761
Lab Cages Inc.	765	Welch Scientific Co.	888
Lab-Line Instruments, Inc.	893	Whittaker Corp., Gencor Div.	915
Laboratory Construction Co.	888	Wild Heerbrugg Instruments, Inc.	913
Lea & Febiger	880	Wilkens-Anderson Co.	904
LKB Instruments, Inc.	752, 766	Wilmot Castle Co.	732
London Co.	747	Worthington Biochemical Corp.	896
Lourdes	878		
		Zeiss, Carl, Inc.	733

Personnel Placement

Replies to blind ads should be addressed as follows:
Box (give number)
SCIENCE
1515 Massachusetts Ave., NW
Washington, D.C. 20005

POSITIONS WANTED

Avian Tumor Virologist, Ph.D. Experience, publications. Box 17, SCIENCE. 2/18

Biochemist, Ph.D., neurochemical training. Experience in drug metabolism, normal and drug-induced chemical patterns of CNS. Desires research position. Box 14, SCIENCE. X

Biochemist-Organic Synthetic Chemist, Ph.D., 1955. Twelve years of medicinal chemistry experience; some biochemical pharmacology and teaching experience. Desires academic position, research and some teaching; biochemistry or organic. Broad research interest. Salary secondary. Box 8, SCIENCE. X

Cell Biologist, Ph.D. Seeks research, teaching position. Research: nucleic acid, protein synthesis. Publications. Box 18, SCIENCE. 2/18, 25

Ecologist-General Botanist. Recent Ph.D., desires academic teaching/research. Quality teaching experience, research program, publications. Box 12, SCIENCE. X

Entomology Ph.D. (systematics); zoology M.S.; available for research or teaching. Box 23, SCIENCE. X

Microbiologist-Biochemist, Ph.D., age 40. Industrial R&D and sales experience mostly in the field of pulp and paper. Desires position in industry or research institute. Principals only. Box 20, SCIENCE. 2/18

Microbiologist-Physiologist, Ph.D. Senior investigator, environmental health related studies, autotrophic microorganisms. Desires creative opportunity, teaching-research, Northeast. Box 22, SCIENCE. X

Microscopist-Petrographer M.Sc. 8 years' experience trans. and reflected, fluorescent light, hot stage, D.T.A.T.G.A., M.S.A., some x-ray. Box 25, SCIENCE. 2/25

Pathologist, board certified, experienced interpretation animal tissues, seeks part-time consulting work, hospital or industry. Box 5, SCIENCE. 2/25

Pharmacologist-Physiologist, Ph.D., experienced medical school trained researcher, educator. Extensive pharmaceutical background. Seeks responsible position in research/teaching, industry, or government. Box 16, SCIENCE. 2/18, 25; 3/4

Research Biologist, M.S. Laboratory, literature; temporary, permanent; foreign, domestic; academic, industrial. Anything interesting, exciting, enticing, or profitable. Box 21, SCIENCE. 2/25

Science Executive: Marketing-oriented Ph.D. biochemist with solid record of accomplishment. Created successful company serving biomedical research and medical fields. Technical background in radioisotopes, labeled compounds, radiopharmaceuticals; their preparation, analysis, applications, and associated instrumentation. Box 28, SCIENCE. X

Veterinarian. 1962 University of Pennsylvania graduate. Associated with successful bovine practitioner. Several publications, some research experience. Desires large animal clinical and research position in institution or industry. Box 24, SCIENCE. 2/25, 3/4, 11, 18

POSITIONS WANTED

Biologist-Administrator, Ph.D., desires chairmanship or higher administrative position by summer or fall 1966, deanship experience, prefer Southeast or Southwest. Box 26, SCIENCE. X

Microbiologist, Ph.D. 1959. Established investigator. Extensive research in host-parasite relationship. Desires academic position (teaching/research). Box 27, SCIENCE. X

POSITIONS OPEN

Desire recent Ph.D., mammalian physiology, preferably biochemistry minor, to join multidisciplinary university group engaged in biochemical toxicology research. Pacific Northwest. Reply to Box 15, SCIENCE.

HUMAN PHYSIOLOGY

Seeking an experimental scientist with experience in conducting human stress experiments. Formal training in one or more of the following fields would be valuable: neurophysiology, cardiovascular, respiratory, environmental physiology. Position entails responsibility for day-to-day operation of a 2-year program of research in the field of rotation tolerance, disorientation, vertigo, and adaptability to tumbling. Academic environment but salary potential comparable to aerospace industry standards. Send detailed resume to **W. V. Blockley, Webb Associates of California, 27727 Pacific Coast Hwy., Malibu, California 90265**

POSTDOCTORAL

Proteins, nucleic acids; organic, biochemical, physico-chemical approaches to structure and function. Write **Dr. J. Bello, Dept. of Biophysics, Roswell Park Memorial Institute, Buffalo, New York**

POSTDOCTORAL TRAINEESHIPS IN METABOLISM AND NUTRITION. Postdoctoral Traineeships in the field of Metabolism are available in the Department of Biochemistry, St. Louis University School of Medicine. The program is primarily for physicians who have had a minimum of an internship and who are interested in learning the application of biochemistry to clinical investigation. Facilities for human studies available in Department of Medicine. The stipends begin at \$5500 per annum with \$500 for dependents and appointments may be made for a period of one to three years beginning July 1, 1966. Ph.D. degree possible. Please apply to: **Dr. R. E. Olson, Professor and Chairman, Department of Biochemistry, St. Louis University School of Medicine, St. Louis, Missouri.**

Postdoctoral Traineeships in Biochemistry are available at the University of Kentucky to qualified applicants who are U.S. citizens. Stipends for first-year Trainees are \$2400 plus tuition, plus a \$500 allowance for each dependent. The department is well equipped and the research interests of the staff are diverse. Inquiries should be addressed to **Director of Graduate Studies, Department of Biochemistry, Medical Center, University of Kentucky, Lexington, Kentucky 40506.**

POSITIONS OPEN

MICROBIOLOGISTS

Professor of Microbiology—\$18,000
Associate Professor of Microbiology—\$14,000

AVAILABLE IMMEDIATELY

Address applications to **J. M. Severens**
Dept. of Microbiology, School of Medicine,
Creighton University, Omaha, Nebraska 68102

Predoctoral (\$3000-3600) and post doctoral (\$6180) assistantships are available for RNA and protein work on growth and differentiation in plants. Predoctoral candidate must have a B average for admission to University of Buffalo. For details contact: **Mr. Russell P. Ketcham, Roswell Park Memorial Institute, 666 Elm Street, Buffalo, New York 14203**

SENIOR BIOCHEMIST

Seeking a Ph.D. in Biochemistry with 0-5 years' experience to aid in planning, conducting and evaluating research investigations in anti-inflammatory area. Training in enzymology and additional experience in physiology or pharmacology helpful.

Please send resume and salary requirements to:
Cyrus M. Greenberg, Ph.D., Director of Scientific Employment, SMITH KLINE & FRENCH LABORATORIES, 1598 Spring Garden St., Philadelphia, Pa. 19101



An equal opportunity employer

POSITIONS OPEN

Traineeships in Basic Experimental Hematology. Applications are invited from U.S. citizens for N.I.H. Predoctoral and Postdoctoral Traineeships in Basic Experimental Hematology available at New York University. Send curriculum vitae or write for details to:

Dr. Albert S. Gordon
Laboratory of Experimental Hematology
Department of Biology
New York University
Washington Square
New York, N.Y. 10003

We are seeking a top **TRANSLATION EDITOR** who thrives on steady and abundant work, responsibility, autonomy and high income with incentives. He or she must have a broad technical background (chemistry, geology, engineering, or biosciences) coupled with fluency in English and reading knowledge of several foreign languages, preferably Russian, German, French. We have superb reference facilities for the editor's use in guarding our long-established product quality. Send résumé in confidence to: **Technical Director, A.T.S. Inc., Glen Ridge, New Jersey**

INTRODUCTION TO GENERAL PATHOLOGY

for graduate students and investigators
who do not have a medical background

June 20-July 8, 1966

HARVARD MEDICAL SCHOOL, Boston, Mass.

The course will be geared to graduate students and Ph.D.'s. It is intended to present the most important areas of General Pathology to investigators in the biological field who do not have a medical background, and wish to become acquainted with the basic mechanisms of disease at the level of cells and tissues. (Staff: Drs. G. Majno, M. J. Karnovsky, Ruy Pérez-Tamayo, and members of the Pathology Department, Harvard Medical School)

Experimental methods will be emphasized. The course will consist of lectures, laboratories, and demonstrations. The following areas will be covered:

**DISEASE AT THE LEVEL OF CELLS — INFLAMMATION —
CIRCULATORY DISTURBANCES — TUMORS — INFECTION —
ALLERGY**

No Tuition Fee. Information: **Dr. G. Majno** (Summer Course), Department of Pathology, Harvard Medical School, 25 Shattuck Street, Boston, Mass. 02115.

POSITIONS OPEN

BIOMEDICAL SCIENTIFIC PROGRAMMERS

Prominent Midwest pharmaceutical company has exceptional opportunities available in its Research Computer Center (IBM 360-tape, disk, A/D, CRT and TP). Several positions are now available involving challenging systems analysis and programming in the areas of pharmacology, clinical trials and scientific information systems. Qualified candidates will have a B.S. degree and EDP experience or advanced degree.

Please send complete résumé to:

**Technical Employment
THE UPIJOHN COMPANY
301 Henrietta Street
Kalamazoo, Michigan**

An Equal Opportunity Employer

NATURAL SCIENCES: Two positions available for September, 1966. One for a biologist with broad background in science and interested in teaching an undergraduate general education based on biological science. The other for participation in a course based on a unified approach to the fundamental concepts of natural science. Broad interests and background in science and science education necessary. Opportunity available for participation in science education research and development. Doctorate or doctorate near completion required. Salary and rank up to Associate Professor based on training and experience. Reply to Dr. Eugene McLaren, State University of New York at Albany, Albany, New York 12203.

RESEARCH ASSTS. VIROLOGY

Our Medical Research Laboratories seek Biochemists or Microbiologists to work with a team of virologists studying various human and animal viruses. Familiarity with tissue culture, enzymological and molecular virology techniques is desirable.

Please send resume including education, experience and salary requirements to: MR. J. R. McDONALD



CHAS. PFIZER & CO., INC.

Groton, Connecticut
An Equal Opportunity Employer

TEACHING ASSISTANTSHIPS

Graduate teaching assistantships of approximately \$3,000.00 per year are available for pharmacy students studying for the Ph.D. and M.Sc. degrees. Graduates in pharmacy, biology or chemistry. Travel allowance may be provided. Graduate degree programmes are offered in Pharmaceutics, Pharmaceutical Chemistry (analytical, synthesis, radioisotope studies) and Biopharmacy. For information contact:

Dr. M. J. Huston
Dean, Faculty of Pharmacy
University of Alberta
EDMONTON, Alberta, Canada

**UNIVERSITY OF ALBERTA
Faculty of Agriculture
VACANCY**

Assistant Professor of Animal Biochemistry, Department of Animal Science. Ph.D. in Animal Nutrition or Physiology, major in biochemistry. Duties include teaching; biochemical research with animals and animal products; limited extension work. Starting salary approximately \$8500; to begin preferably July 1, 1966. Forward applications, including curriculum vitae and names of three referees, before May 15, to Head, Department of Animal Science, University of Alberta, Edmonton, Alberta.

FELLOWSHIPS

FELLOWSHIPS—Postdoctoral fellowships available to individuals (Ph.D.; M.D. or equivalent) seeking research training in general field of metabolism including diabetes, endocrinology, renal function, steroid biochemistry. Stipends \$5000 to \$6500, partly tax-exempt, and allowance for dependents. Apply to Dr. R. E. Bailey, University of Oregon Medical School, Portland, Oregon.

PREDOCTORAL FELLOWSHIPS AVAILABLE

Several for Work on Biochemistry of Cancer
One for Work on Structure and Biosynthesis of Nucleoproteins and Histones
(Degree Work to be Accomplished at The University of Texas Graduate School of Biomedical Sciences, Houston, Texas)
Stipend Plus Dependency Allowance

For Further Information Write To:

Dr. Darrell N. Ward, Head, Department of Biochemistry
The University of Texas
M. D. Anderson Hospital and Tumor Institute
6723 Bertner Ave., Houston, Texas 77025

POSITIONS OPEN

PHARMACOLOGIST

Major research laboratory in California has challenging opportunity for an experienced M.S. or Ph.D. Pharmacologist to assist in the secondary evaluation of a wide variety of novel synthetic chemicals using classical and advanced pharmacodynamic techniques. Industrial experience in drug research and development is highly desirable. Excellent salary and outstanding employee benefit programs. If interested send complete resume to:

**SHELL DEVELOPMENT
COMPANY, Agricultural
Research Division, P.O.
Box 3011, Modesto, Calif.
95353**

An Equal Opportunity Employer



PREDOCTORAL ASSISTANTSHIPS available in the Department of Nutrition and Food Science at the Massachusetts Institute of Technology for 1966-1967 for qualified candidates wishing to pursue a training and research program in either Nutrition, Food Science & Technology, Physiological Chemistry, Food Toxicology, Food Engineering, and Biochemical Engineering.

For application form and information write: Professor Nevin S. Scrimshaw, Head of Department of Nutrition and Food Science, Massachusetts Institute of Technology, Cambridge, Massachusetts, 02139.

TRAINING PROGRAM FOR STEROID BIOCHEMISTRY

Applications are being accepted for 1966-1967 for advanced training in the theory and techniques of Steroid Biochemistry. Graduates with M.D., Ph.D., or equivalent will receive stipends of \$5,000-\$6,000 with \$500 dependency allowances. Trainees will be engaged in research activities while receiving formal instructions in chromatography: gas, thin-layer, paper, column; radioactive tracer techniques, spectrophotometry, I.R., U.V., and fluorescence; and methodology, applied to in vivo and in vitro metabolic studies; Address: Dr. Frank Ungar, Department of Biochemistry, University of Minnesota Medical School, Minneapolis, Minnesota 55455.

FELLOWSHIPS

RESEARCH FELLOWSHIP vacant in the Edinburgh Oceanographic Laboratory for work on the Continuous Plankton Recorder survey of the North Atlantic Ocean. Opportunity to work on collections made monthly during seventeen years. Applicants should possess at least a Master's degree in biology. It is expected that the Fellowship will be tenable for one year. Early applications, or requests for further information, to the Officer-in-Charge, Oceanographic Laboratory, 78 Craighall Road, Edinburgh 6, Scotland.

FELLOWSHIPS

Predoctoral and Postdoctoral Fellowships in Medical Physics

Opportunities are available to do graduate work in the basic medical sciences including, radiation biology, radiation physics, bioastronautics, and the clinical use of radioisotopes. Fellowship support is offered for study programs leading to the M.S. and Ph.D. degrees in medical physics and also for postdoctoral research. Stipends vary with training and dependents.

Write to Chairman, Department of Radiology, Center for the Health Sciences, University of California, Los Angeles, California 90024.

POSITIONS OPEN

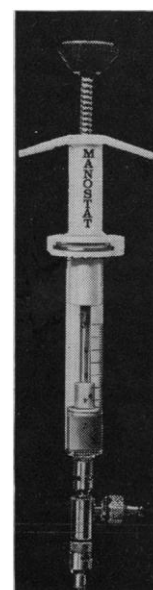
RESEARCH

Position open for capable individual trained in biochemistry or related field to collaborate in biochemistry and immunochemistry research. Progressive hospital associated with Northwestern University. Excellent salary commensurate with experience and training. Apply Box 29, SCIENCE.

The Market Place

SUPPLIES AND EQUIPMENT

SPRAGUE-DAWLEY, INC.
Pioneers in the development of the
STANDARD LABORATORY RAT.
P.O. Box 4220
Madison, Wisconsin
CE 3-5318



**NOW! DISPENSE
ACIDS & SOLVENTS
REPEATEDLY
WITH MINI-PET**

*non-stick syringe-type
dispenser*

Chloroform, toluene, xylol... a wide variety of acids... MINI-PET dispenses them all quickly, simply, with one-handed ease. And MINI-PET'S Teflon plunger and "O" ring eliminate "freezing." Ideal for automatic pipeting, group inoculation, dispensing from remote containers: completely autoclavable, easily disassembled. Available in 1 cc, 2 cc, and 10 cc sizes: from \$21.50 complete. Write for Bulletin.



MANOSTAT Corporation

Available through your laboratory supply dealers
20 N. Moore St., Dept. 524, N.Y., N.Y. 10013

DIRECT LINEAR ABSORBANCE RECORDING

With The
Gilford 2000
Multiple Sample
Absorbance
Recording
Spectrophotometer



Versatile... Accurate... Productive

This integrated system adapts to a variety of research applications requiring high data productivity and accuracy. It is widely used for studies involving enzyme catalyzed reaction rates, liquid column chromatography, sucrose density gradients, DNA-RNA thermal denaturation profiles and other techniques. It can be used as a manual spectrophotometer to measure single samples or equally well as an automatic system for processing multiple samples. Precise and reliable, this system takes full advantage of the unique Gilford photometer circuit and the low stray light characteristics of quality mono-

chromators. It modernizes existing monochromators by retaining the optics but replacing the electronics and cell positioning mechanism, eliminating the shutter, dark current and sensitivity controls, desiccants and battery.

The basic system features include an automatic cuvette positioner, adaptable to laboratory quality monochromators such as the Beckman DU or the Zeiss MQ4III; a detector-indicator unit with direct digital absorbance readout; and a main console housing the lamp source stabilizer, photometer circuit, chart recorder and automation circuitry.

Absorbance Range	0.000 to 3.000 A.
Wavelength Range	200 — 700 mμ
Background Neutralization	to 2.9 A.
Linearity	± 0.25% or within 0.005 A.
Stability	less than 0.01 A drift per hour
Maximum Noise	less than 0.003 A at 1.5 A.

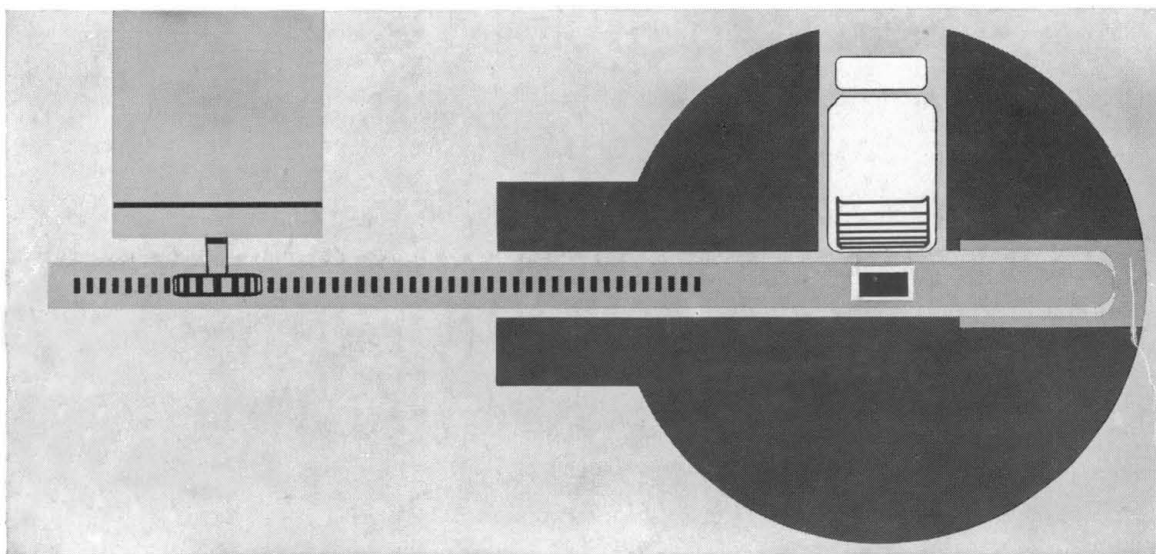
gilford
INSTRUMENT

INSTRUMENTATION FOR BIOLOGY AND MEDICINE

LABORATORIES INCORPORATED


OBERLIN OHIO

SALES AND SERVICE OFFICES IN PRINCIPAL CITIES THROUGHOUT THE U. S. A.



For the highest possible accuracy, the external standard should go where it belongs. Every single time.

Only the Mark I Liquid Scintillation Computer puts it there.



Model 6860 (Ba^{133} external standard)
Model 6863 (Ra^{226} external standard)

Now you can get the highest possible accuracy when you choose external standardization as your quench correction method for liquid scintillation counting. Our new G-O™ (Geometry-Optimized) external standardization system has largely eliminated the problems confronting users of this method.

The exclusive G-O system in our Mark I™ Liquid Scintillation Computer automatically puts the external standard where it belongs—centered directly beneath the sample. The external standard count-rate is therefore significantly less sensitive to volume changes than if the external standard were otherwise placed.

Secondly, this precise positioning is maintained from sample to sample by a positive drive which moves the external standard to and from the counting position. Match this precision with that of the sample changer and you've got reproducible standard-to-sample geometry throughout the counting run.

G-O external standardization in the Mark I is available with either a barium-133 or a radium-226 standard. And you can also use other accepted methods of quench correction—internal standardization, channels ratio, and combined channels ratio/external standardization. The Mark I will perform with all methods to the highest possible accuracy. (A 45-rpm record discussing quench correction and counting efficiency is yours for the asking. Just drop us a line.)

Exclusive features like G-O external standardization, true electronic data computation, and much more make the Mark I the most advanced liquid scintillation system of all. Find out more about the Mark I—consult your Nuclear-Chicago sales engineer. Or write directly to us.

NUG: B-9-252



**NUCLEAR-CHICAGO
CORPORATION**

349 East Howard Avenue, Des Plaines, Illinois 60018, U.S.A. / Donker Curtiusstraat 7, Amsterdam W, The Netherlands.