

Radiative Transfer on Discrete Spaces. Rudolph W. Preisendorfer. Pergamon, New York, 1965. 474 pp. Illus. \$20. International Series of Monographs on Pure and Applied Mathematics, vol. 74.

Radiochemical Methods of Analysis. Proceedings of a symposium (Salzburg, Austria), October 1964. vol. 1. International Atomic Energy Agency, Vienna, 1965 (order from Natl. Agency for International Publications, New York). 445 pp. Illus. Paper, \$9. Twenty-seven papers on the following topics: Reactor activation analysis (16 papers); Use of radioactive sources (4 papers); and Use of accelerators (7 papers); most of the papers are in English, the others in Russian, French, or Spanish. Two special lectures are included.

Radiochemical Methods of Analysis. Proceedings of a symposium (Salzburg, Austria), October 1964. vol. 2. International Atomic Energy Agency, Vienna, 1965 (order from Natl. Agency for International Publications, New York). 534 pp. Illus. Paper, \$11. Thirty-five papers on the following topics: Radioactivation analysis (15 papers); Analytical applications of radioactive tracers (13 papers); and Analytical applications of radioactive sources (7 papers). The majority of the papers are in English, the others in French or Italian.

Research Frontiers in Fluid Dynamics. Raymond J. Seeger and G. Temple, Eds. Interscience (Wiley), New York, 1965. 748 pp. Illus. \$30. Interscience Monographs and Texts in Physics and Astronomy Series, edited by R. E. Marshak. Twenty papers contributed by Lawrence H. Aller, C. K. Chu, John S. Dahler, P. G. Drazin, Neil C. Freeman, Harold Grad, H. S. Green, Kare Gottfried Guderley, D. ter Haar, William R. Hawthorne, D. W. Moore, D. C. Pack, E. N. Parker, G. N. Patterson, Harry Polachek, J. B. L. Powell, Markus Reiner, R. S. Rivlin, A. R. Robinson, M. H. Rogers, Sir Graham Sutton, J. Derek Teare, and John V. Wehausen.

Some Electrical and Optical Aspects of Molecular Behavior. Mansel Davies. Pergamon, New York, 1965. 200 pp. Illus. Paper, 15s. Commonwealth and International Library, Chemistry Division, edited by Sir Robert Robinson, H. M. N. H. Irving, and L. A. K. Staveley.

Sourcebook on the Space Sciences. Samuel Glasstone. Van Nostrand, Princeton, N.J., 1965. 955 pp. Illus. \$7.95.

Space Propulsion. Donald L. Turcotte. Blaisdell (Ginn), New York, 1965. 150 pp. Illus. Paper, \$2.50. Blaisdell Paperback Book in the Pure and Applied Sciences, Arthur E. Bryson, Consulting Editor.

Space Science and Engineering. Ernst Stuhlinger and Gustav Mesmer, Eds. McGraw-Hill, New York, 1965. 485 pp. Illus. \$20. McGraw-Hill Series in Missile and Space Technology, Howard S. Seifert, Consulting Editor; the contributors are George C. Bucher, Rudolf Festa, Charles A. Lundquist, Robert N. Seitz, Russell D. Shelton, Alfred H. Weber, and David D. Woodbridge.

Vector Geometry. James A. Hummel. Addison-Wesley, Reading, Mass., 1965. 271 pp. Illus. \$6.75.

27 AUGUST 1965

IT'S NEW!

A DOUBLE-BEAM,
DOUBLE-GRATING,
RATIO-INDICATING
SPECTROPHOTOMETER
FOR UNDER \$3,000!



IT'S THE **BAUSCH & LOMB SPECTRONIC 600!**

What other spectrophotometer in this price range has all these features:

- A range from 200m μ —650m μ (extendable to 800m μ)
- Built-in combination light source and power supply. Either source (tungsten and deuterium) selected by the turn of a knob
- 3 different scanning speeds—10, 50, 250m μ /minute
- 2 slewing speeds—forward and reverse
- Internal condenser assembly
- Standard bandwidths of 5A and 50A
- Photometric accuracy to .5%
- Wavelength accuracy 5A—uniform over entire range
- Standard meter readout in transmittance and absorbance
- Three ranges, 20%, 100%, 200%, all full scale
- No zero adjustment required—it's automatic
- No need for desiccants—low input impedance
- Large, 103mm sample compartment—takes all standard sample cuvettes
- Warm-up in 5 minutes
- Modular design—plug-in circuit boards, all major components are self-contained for easy servicing
- Available accessories—Reflectance Attachment, End-on Photomultipliers, Constant Temperature Cell, Micro Cells, Flame Attachment, U-V Reflectance Attachment, Fluorescence Accessory, V.O.M. Recorders and DT-20 Digital Readout

For full information, send for Catalog 33-2123. Write Bausch & Lomb, 77420 Bausch Street, Rochester, N.Y. 14602.

BAUSCH & LOMB

Index to Advertisers—27 August 1965

Academic Press	906	Honeywell, Denver Div.	909	Owens-Illinois	915
Ainsworth, Wm., & Sons, Inc.	905	Instrumentation Associates, Inc.	1025	Phipps & Bird, Inc.	1027
American Edelstaal Inc.	1019	Instrumentation Specialties Co.	1029	Photovolt Corp.	926
American Optical Co.	1036	Klett Manufacturing Co., Inc.	1027	Picker X-Ray Corp.	927
Baker, J. T., Chemical Co.	1012	Lab Products, Inc.	1023	P-L Biochemicals, Inc.	1023
Bausch & Lomb	1021, 1031	Lea & Febiger	1026	Professional Tape Company, Inc.	1010
Beckman Instruments, Inc.	896, 921, 924	Leeds & Northrup	1024	Reeve Angel, Scientifica Div.	1007
Blackstone Ultrasonics, Inc.	1033	Lourdes Instrument Corp.	908	Sage Instruments, Inc.	1026
Chemapec, Inc.	1030	Maryland Plastics, Inc.,		Saunders, W. B., Co.	897
Clay-Adams, Inc.	925	Econo-Lab Div.	1027	Savant Instruments, Inc.	1014
Consolidated Electrodynamics	901	Matheson Scientific	1009	Sigmamotor, Inc.	1032
Difco Laboratories	1011	Mettler Instrument Corp.	1015	Tracerlab	1025
Distillation Products Industries,		Missimers Inc.	1023	Unitron Instrument Co.	930
Div. of Eastman Kodak Co.	902	Monroe, Div. of Litton		Vanguard Instrument Corp., a	
E-C Apparatus Corp.	1019	Industries	911, 1020	subsidiary of Technical	
E & M Instrument Co., Inc.	1011	Nalge Co., Inc.	965-968, 1022	Measurement Corp.	1035
Falcon Plastics, Div. of		National Appliance Co.	900	Victoreen Instrument Co.	903
B-D Laboratories, Inc.	1016	Nikon Instrument Div., subsidiary		Welch Scientific Co.	1015
Farrand Optical Co., Inc.	1010	of Ehrenreich Photo-Optical		Whittaker Corp., Gencom Div.	1028
Fisher Scientific Co.	904, 1009	Industries, Inc.	916	Wild Heerbrugg Instruments, Inc.	1013
Hamilton Co.	920	Norelco, Div. of Philips Electronics		Worthington Biochemical Corp.	1029
Hanford Metal Products, Inc.	1030	and Pharmaceutical Industries		Wyle Scientific	923
Harvard Apparatus Co., Inc.	1011	Corp.	1033	Zeiss, Carl, Inc.	928
Heat Systems Co.	1015	Northern Scientific Inc.	1008		
Hewlett Packard, Mechrolab Div.	920	Nuclear-Chicago	922		
		Nuclear Data Inc.	907		



BATTERY-OPERATED MOBILE INFUSION PUMP MODEL ML-5

Adjustable flow rate: 1.5 to 6 ml/day

◀ Patient is completely ambulatory during continuous infusion.

A new, completely mobile miniature infusion pump has been added to the Sigmamotor series of precision infusion pumps.

The tubing pump, motor, speed control and rechargeable power pack are contained within the unit. The unit may be supported by straps or placed in a pocket.

Flow rate is variable and may be set exactly by means of a plug-in meter. The power pack supplies current to operate the pump for 70 to 100 hrs. without recharging or replacement.

The power pack charger may be attached directly to unit for recharging or it can be used to charge a spare power pack.

Write for complete information
SIGMAMOTOR, INC.

68 North Main Street, Middleport, N. Y.
Phone: Area Code 716 RE 5-3411

WATER AND AGRICULTURE

A symposium presented at the AAAS
Washington Meeting,
December 1958. Published June 1960.

Roy D. Hockensmith, Editor
6 x 9, 206 pp., 21 illus., cloth
\$5.00 AAAS members' cash orders, \$4.50

CONTENTS

Water for the future: E. A. Ackerman, C. A. Davis, C. B. Brown, and R. L. Nace

Water sources: W. C. Ackermann, H. T. Orville, C. H. M. Van Bavel, and G. L. Barger

Water planning and use: C. H. Wadleigh, H. C. Storey, W. D. Criddle, and W. I. Palmer

Water control: T. W. Edminster, F. L. Timmons, D. L. Klingman, G. E. Harbeck, Jr., and C. B. Tanner

British agents: Bailey Bros. & Swinfen, Ltd.
Warner House, 48 Upper Thames Street
London, E.C.4

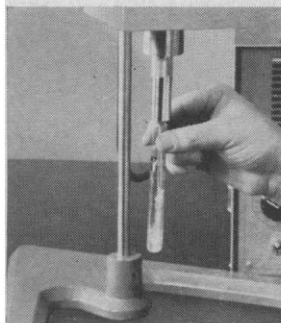
**American Association for the
Advancement of Science**

1515 Massachusetts Avenue, NW
Washington, D.C. 20005


Blackstone Probes with Expanded Power, Open New Applications of Ultrasonics in Biological Research




Since 1960, laboratory demand for Blackstone Ultrasonic Probes has grown daily. Now, Blackstone introduces a new series of probes with power up to 1000 watts output. This widens the research and production potential for cell disruption, dispersion, fluidization, disintegration, cleaning and emulsification. Increased power extends ultrasonic capability even with such difficult cells as yeast and spores.



$\frac{1}{8}$ " Diam. Tip is ideal for processing small volumes.



Chamber for batch processing of micro-quantities; includes cooling jacket. A larger continuous-flow sealed chamber is also available.



The new Blackstone BP-Series offers power outputs of 100, 200, 300, 500 and 1000 watts. Blackstone probes are noted for their ruggedness. The patented magnetostrictive transducers are practically indestructible. Operation is at 20 kc. and requires no sound-shielding. Transducers are matched with either solid state or continuous wave generators as required for power levels wanted.

Accessories include various size tips, sealed processing chambers and cups with cooling arrangements for processing pathogenic and non-pathogenic organisms by batch or continuous flow. All accessories are 316 stainless steel and may be autoclaved. Ultrasonic energy is transferred to the sample or work-piece mechanically or by immersion.

BP Probes are portable. Equipped with integral clamps and rubber feet, they may be mounted on the support stand (supplied) or used in a freestanding vertical position with certain accessories.

Since both time and intensity are under the operator's control, an almost limitless range of effects can be achieved. When a process has been confirmed, automatic controls can easily be added.

Since each organism, percentage of suspension and desired percentage of disruption may require a different combination of time and intensity, the researcher will recognize the advantages of 0 to 100% power control.

Your inquiry is invited on "BP-Series Probes".



BLACKSTONE ULTRASONICS, INC.

600 Howard Street, Sheffield, Pennsylvania

Ford Motor Company Finds Perfect Combination



Maintaining the high standards necessary for the quality production of its automotive line, the Engineering and Research Staff of the Ford Motor Company applies a Norelco/Philips EM 100 microscope to research problems.

The electron microscope is used often to obtain information requiring resolution in the intermediate range between light microscopy and high resolution electron microscopy. Quantitative analysis requiring a large volume of micrographs for grain size or particle size determination, observations to determine transgranular or intergranular fractures in materials, and routine metallographic examination of replicas often fall within this category. For these requirements, a Polaroid camera has been found useful when attached externally to the Norelco/Philips EM 100 electron microscope.

A Norelco/Philips EM 100 electron microscope is the only available microscope especially suited for Polaroid photography. Its unique construction—with inclined electron beam column and flush fluorescent transmission viewing screen—make the mounting of a Polaroid *oscilloscope camera simple.

*Model C 12 Mfg. by Textronic Inc., Portland, Oregon.

World's Highest Standards in Quality Instrumentation

Norelco

**PHILIPS
ELECTRONIC
INSTRUMENTS**

Division of Philips Electronics and Pharmaceutical Industries Corp.
750 South Fulton Avenue, Mount Vernon, New York 10550

EM-26

Personnel Placement

Replies to blind ads should be addressed as follows:

Box (give number)
SCIENCE
1515 Massachusetts Ave., NW
Washington, D.C. 20005

POSITIONS WANTED

(a) **Biochemistry Ph.D.**; organic chemistry, bacteriology minors; postdoctoral research with leading clinic; metabolism experience; seeks research appointment. (b) **Microbiology Ph.D.**; chemistry minor; food development, preservation experience; available for industrial or academic position. Write Woodward Medical Personnel Bureau, 185 North Wabash, Chicago 60601. X

Mammalian Physiologist, Ph.D., 35, broad teaching background. Desires college teaching position; northwestern or western location. Box 233, SCIENCE. X

Ph.D. Physiologist. Associate professor. Teaching (experience in modern instrumentation). Research in endocrinology (reproduction); publications. Box 232, SCIENCE.

POSITIONS OPEN

(a) **Senior Biochemist**, metabolic research, drug mfr; Calif; \$12-\$15,000. (b) **Asst. Prof. Animal Pathology**, univ. agriculture college; E; \$8-\$11,000. (c) **Microbiologist**, R&D dairy food products; MidW; \$15-\$18,000. (d) **Chemistry Prof.**, LA College; E; \$11,000 up. (e) **Chairman Pharmacology Dept.** large univ; NW; \$14,000; nationwide positions at M.D., Ph.D., M.S., B.S. levels. Woodward Med. Pers. Bureau, 185 N. Wabash, Chicago 60601.

Professional placement services for 69 years.

POSITIONS OPEN

CELL BIOLOGISTS-Ph.D.

with special interest in: Radiobiology—Developmental Biology—Genetics. Assistant and Associate professorships to \$12,000/yr. Send résumés to **The Director, School of Applied Biology, Georgia Institute of Technology, Atlanta, Georgia.**

UNIVERSITY OF CALIFORNIA DAVIS

DEPARTMENT OF POULTRY HUSBANDRY

Applications are invited from suitable qualified persons for an appointment at the Assistant Professor level. Preference will be given candidates with training in Biochemistry and Nutrition who are interested in developing a program in comparative nutrition of avian species. Applications with curriculum vitae and list of publications should be submitted to **W. O. Wilson, Chairman.**

Microbiologist; 350-bed general hospital in Milwaukee, Wisconsin, with a large departmentalized laboratory has an opportunity for an experienced clinical microbiologist. The present staff of 3 full-time pathologists and 63 staff employees (46 technical) is presently undergoing expansion to include a fourth pathologist and key personnel in the technical areas. The hospital and laboratory have well-developed plans for expansion.

Responsibilities will include active participation in the daily work, supervision of staff (present three full-time and two part-time staff members), development of procedures, participation in investigational studies, teaching of medical technology students (School of Medicine Technology is affiliated with two colleges) and so forth. Candidates should have an advanced degree and experience in clinical microbiology. Experience in seroimmunology would be desirable but not required.

First inquiry should contain résumé and reference as well as salary expected. Submit reply to **Dr. Norbert Enzer, Director, Department of Pathology and Clinical Pathology, Mount Sinai Hospital, Milwaukee, Wisconsin.**

POSITIONS OPEN

M.D.-Physician interested in heading clinical research program on endocrine aspects of cardiovascular diseases, including ultra-modern four-bed metabolic unit. Unusual opportunity for person interested in biomedical research. Please write to:

Dr. Bernard C. Wexler, Director
May Institute for Medical Research
421 Ridgeway Avenue
Cincinnati, Ohio 45229

Pathologist needed to work in a large public health laboratory presently located in Philadelphia. Challenging opportunity for an individual with specific interest in clinical pathology and in performing professional medical work in hematology and cytology. Salary range \$13,979 to \$18,725, depending on qualifications. Requires Pennsylvania medical licensure (or eligibility) and 5 years' experience. Board certification preferred. Merit system, excellent retirement plan, Social Security and liberal fringe benefits. For further information, please write **Ralph F. Dwork, M.D., First Deputy Secretary of Health, Pennsylvania Department of Health, P.O. Box 90, Harrisburg, Pennsylvania.** 8/20, 27

Pharmaceutical Research International

Position available as assistant director of international research. Person should have Ph.D. in organic chemistry and several years' experience in drug industry. He should be imaginative, energetic, and mature in judgment. Knowledge of foreign languages desirable but not essential. Position based in United States and will involve foreign travel. Please send complete resume to:

Personnel Director

BRISTOL LABORATORIES

DIVISION OF BRISTOL-MYERS CO.
SYRACUSE, N.Y. 13201
An equal opportunity employer

DEPARTMENT OF PUBLIC HEALTH

Division of Pathology

Province of Nova Scotia

Requires the services of a

BIOCHEMIST (Ph.D.)

for the academic and service department of Nova Scotia Provincial Laboratory and Dalhousie University, Department of Pathology.

Salary commensurate with qualifications and experience.

Full Civil Service benefits.

Further information may be obtained by contacting Dr. Douglas Waugh, Professor, Pathology Department, Dalhousie University, Halifax, Nova Scotia.

Application forms may be obtained from the Nova Scotia Civil Service Commission, P.O. Box 943, Dennis Building, Halifax, Nova Scotia.

RIAS

(Martin Company's
Basic Research Division)

■ **Experimental**
CHEMICAL PHYSICIST or
PHYSICAL CHEMIST (Ph.D.)
who is interested in photolysis, thermal decomposition, studies of physical and chemical properties of organic crystals and solids.

■ **WRITE**
Dr. L. Witten
Physics Department

RIAS

MARTIN COMPANY
1450 South Rolling Road
Baltimore, Maryland 21227

Martin Company
is a Division of the
Martin Marietta Corporation

an equal opportunity employer

The Market Place

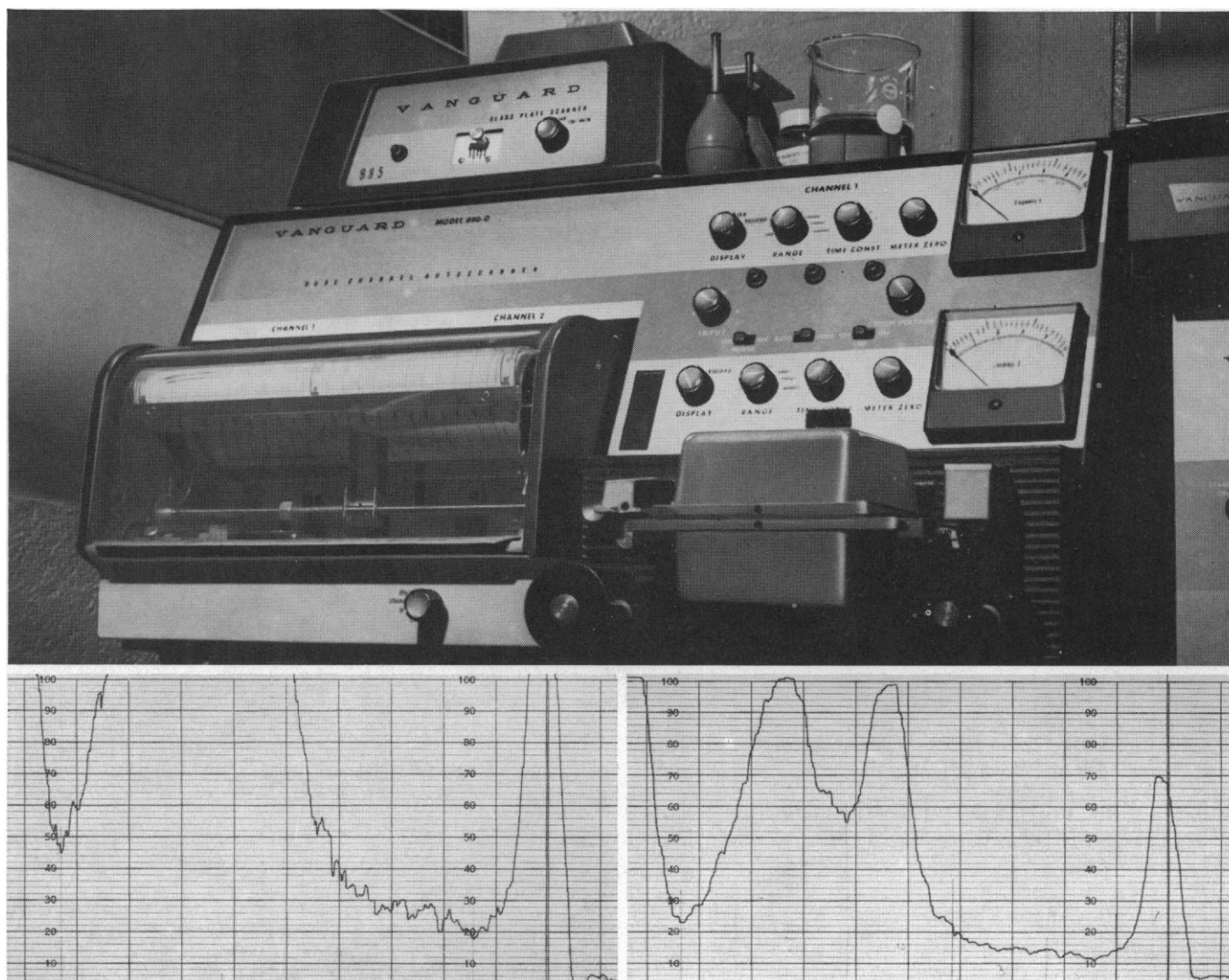
BOOKS • SERVICES • SUPPLIES • EQUIPMENT

SUPPLIES AND EQUIPMENT

• HYPOPHYSECTOMIZED RATS

Shipped to all points via Air Express
For further information write

HORMONE ASSAY LABORATORIES, Inc.
8159 South Spaulding Ave., Chicago 29, Ill.



Dual traces at 3:1 sensitivity of radiochromatogram showing partial acid hydrolysate of C^{14} labeled bacterial polysaccharide.

Simple way to get quantitative data from both strong and weak areas of radioactivity

The TMC-Vanguard 880-D dual channel, low background autoscanner provides two channels with independent controls so that paper strip may be analyzed at high and low levels simultaneously.

The two channels use a common input from geiger chambers and a common high-voltage supply. Pulses from the chambers are summed under the condition that they are not coincident in time, and are then supplied to the two channels for analysis.

Each channel has its independent range and time-constant selector and its independent recorder channel. So, for example, one channel may be set with a high range and a short time constant and the other set for a low range and a long time constant. In this way, where there are intense areas of radioactivity interspersed with weak areas on the paper chromatogram, each will be presented on one of the two channels without running off the top of the recording or yielding a peak so

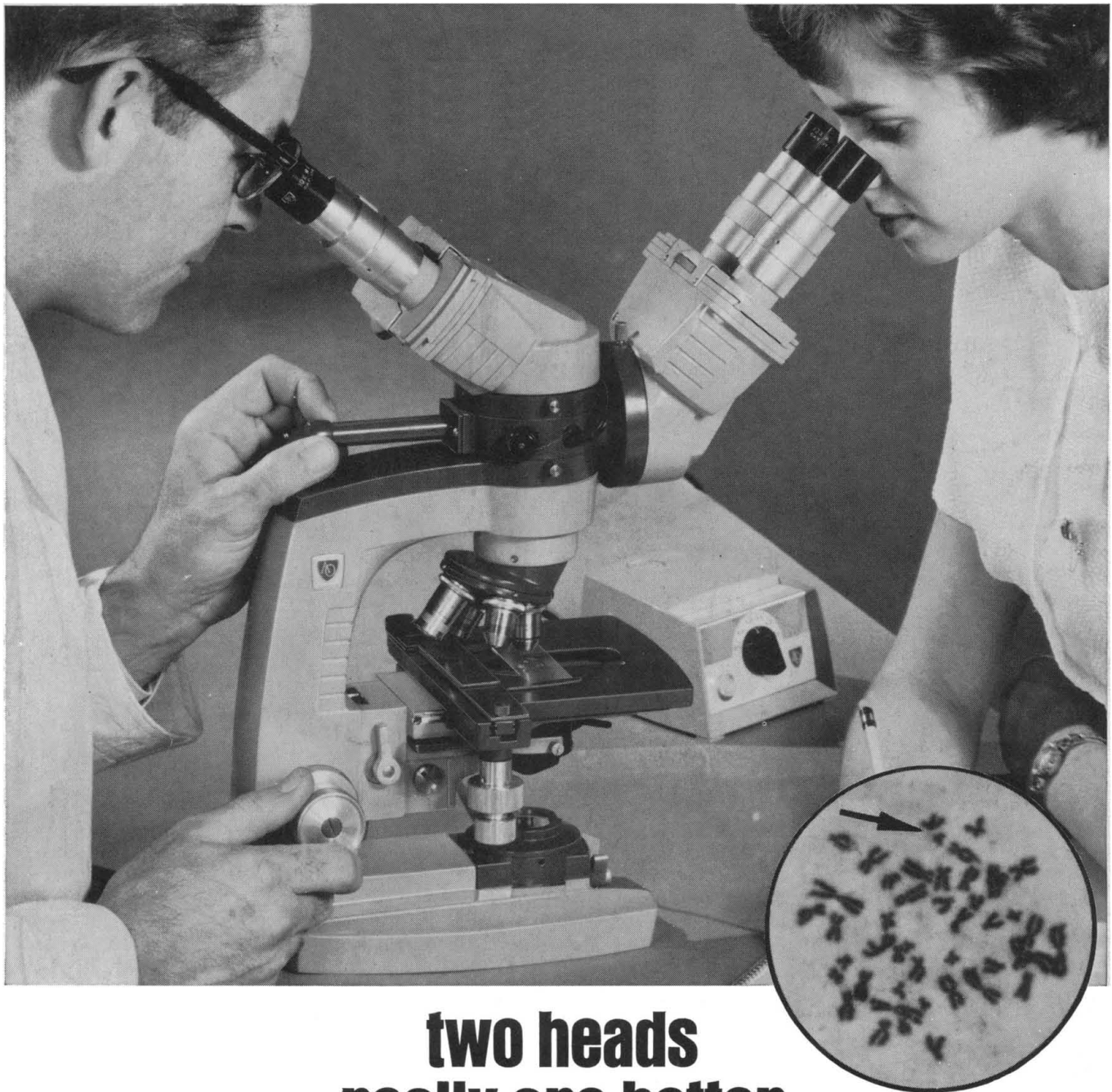
small that it cannot be interpreted.

This compact, completely transistorized, one-unit system provides better than 2% accuracy of count rate on all ranges and is adaptable to direct digital quantitation.

Application assistance and field service are assured by TMC's world-wide facilities. For complete details contact nearest office, or write: Vanguard Instrument Corporation, 441 Washington Ave., North Haven, Conn.



A SUBSIDIARY OF
TECHNICAL MEASUREMENT CORPORATION



two heads really are better than one...

when two persons can see the same magnified image simultaneously through a Dual Viewing Microstar.[®] Each viewer enjoys the same superb flat field, high-quality image that is available only with the AO Series 10 Microstar. An illuminated, transparent arrow is superimposed on the field of view. It can be freely positioned to pinpoint any

minute detail for both observers. Applications are limitless. It's specially suited for consultations, training and advanced teaching because it offers simultaneous viewing and critical resolution that is impossible to achieve by projection methods. The Dual Viewing Microstar gives you a new method of effective communication.

©REGISTERED TRADE MARK AMERICAN OPTICAL COMPANY



AMERICAN OPTICAL COMPANY
INSTRUMENT DIVISION • BUFFALO, NEW YORK 14215

Dept. T4

Gentlemen: Please send complete information on the AO Dual Viewing Microstar.

Name _____

Address _____

City _____

State _____

Zip Code _____