

SCIENCE

NEW SERIES
VOL. 95, No. 2474

FRIDAY, MAY 29, 1942

SUBSCRIPTION, \$6.00
SINGLE COPIES, .15

Just Off Press! . . .

Four Important Books

WEATHERWAX'S PLANT BIOLOGY

New Text!—One of the ablest teachers of botany in the country has written this *new* book and embodied in it those features long sought in a text on this subject. Orderly arrangement, clarity, emphasis on fundamentals, instructive illustrations, practical teaching helps—yes, every feature important to teacher and student alike has been incorporated. In keeping with modern trends, the *physiological and ecological viewpoints* are stressed. Excellent geographic choice of plants makes the text ideally suited for courses in all sections of the country.

By PAUL WEATHERWAX, Professor of Botany, Indiana University. 455 pages, 6" x 8¾", with 417 illustrations on 182 figures. \$3.25

MAXIMOW & BLOOM'S HISTOLOGY

New (4th) Edition!—This standard text is right up-to-date following a comprehensive revision. Of special significance are the many changes in the chapters on Bone, Nerve, Spleen, Female Generative System and the Eye. 35 new figure numbers have been added to bring the total to 562, some of them in colors. In all details, this presentation of histology is regarded as one of the very finest in world scientific literature.

By ALEXANDER A. MAXIMOW and WILLIAM BLOOM, Professor of Anatomy, University of Chicago. 695 pages, 6¼" x 9½", 562 illustrations, some in colors. \$7.00

CRANDALL'S HUMAN PHYSIOLOGY

New (3rd) Edition!—Through its unusual presentation of elementary human physiology, Dr. Crandall's text has proved itself again and again in classroom use. The author has the rare faculty of compressing a great deal of information into a minimum of words without sacrificing essential details. The student, therefore, finds each phase of body function set forth with such clarity and simplicity that it is comparatively easy for him to fix fundamentals in his mind and see their application.

By LATHAN A. CRANDALL, JR., M.D., PH.D., Chief of Division of Physiology and Professor of Physiology, University of Tennessee College of Medicine. 388 pages, 5¼" x 7¾", with 113 illustrations. \$2.25

BAUER & HULL'S HEALTH EDUCATION OF PUBLIC

New (2nd) Edition!—The modern methods of health education; what they are and how to make them work! That's what this book contains and certainly no authors could be more fully qualified to present the facts than these. Beginning by describing the means of gathering health information, the book continues on to give tested health education techniques, their actual application and the objectives to be gained.

By W. W. BAUER, B.S., M.D., Director, Bureau of Health Education, American Medical Association, Associate Editor of *Hygeia*, The Health Magazine, and THOMAS G. HULL, PH.D., Director, Scientific Exhibit, American Medical Association. 315 pages, 5½" x 8½", illustrated

Just Ready!

W. B. SAUNDERS COMPANY

West Washington Square

Philadelphia

Science: published weekly by The Science Press, Lancaster, Pa.

Entered as second-class matter July 18, 1923, at the Post Office at Lancaster, Pa., under the Act of March 3, 1879.

NEW (2D) EDITION

JUST READY

ENDOCRINOLOGY*Clinical Application and Treatment*


By AUGUST A. WERNER, M.D., F.A.C.P.

Assistant Professor of Internal Medicine,
St. Louis University School
of Medicine.*Octavo, 924 pages, illustrated with 327
engravings and a colored plate.**Buckram, \$10.00, net.*

This thoroughly revised edition, expanded by 252 pages, covers the entire field of endocrinology. Every section of the book has been rewritten. The number of illustrations has been correspondingly increased as have the references to the literature which now number nearly two thousand.

LEA & FEBIGER

WASHINGTON SQUARE PHILADELPHIA, PA.



NOTE OUR LOW PRICES!
**STRAIGHT WALL
CONCAVITY SLIDES**

A-1476 Micro Concavity Slide, 3 x 1" x 6 mm. thick.
Straight wall concavity is 16 mm. in diameter x 3 mm. deep. Concavity is carefully polished to eliminate distortion. Upper surface of slide is frosted and corners are rounded. Molded of non-corrosive glass.

each \$.70, 1 dozen \$7.20
3 dozen \$6.48 dozen
6 dozen \$5.76 dozen

A wide assortment of micro slides is described on pages 22 to 26 inclusive of our new catalog, No. 102SC. If you do not already have a copy, please write for one on your letter-head.

CLAY-ADAMS CO. INC.
44 EAST 23rd STREET, NEW YORK, N. Y.

*Just Ready!***MORRIS' HUMAN ANATOMY***Schaeffer—Editor*

10th Edition

The new Tenth Edition of Morris has been modernized and improved in every respect.

The new Editor is J. Parsons Schaeffer.

The new contributors and their sections are:

J. C. B. Grant—The Musculature
Bradley M. Patten—The Cardiovascular System
Harold Cummins—The Skin and Mammary Glands
Olof Larsell—The Nervous System
Raymond F. Blount, in Collaboration with C. M. Jackson—The Digestive System


The page size has been increased in both dimensions making it possible to set more of the fundamental text matter in larger type without materially increasing the number of pages.

Of the approximately 1200 figures, 300 are entirely new and most of the others have been remade by a new technique.

The new Morris is complete, authoritative and accurate.

\$12.00

THE BLAKISTON COMPANY, Philadelphia



This new product of Research Laboratories, S.M.A. Corporation, fills a growing need for a specially purified casein hydrolysate, essential for most microbiological assay procedures now in use.

Vitamin Free Casein Hydrolysate SMACO is a 10% solution of acid hydrolyzed, purified casein. When suitably supplemented it will support excellent growth of the organisms employed for microbiological procedures. Each lot is microbiologically standardized for use in assays for thiamin, riboflavin, pyridoxine, pantothenic acid, nicotinic acid (or amide), folic acid, and biotin. Supplied in 10 ml. and 100 ml. vials at the following prices:

10 ml. vials, \$4.00 per dozen
100 ml. vials, \$1.50 each, \$15.00 per dozen

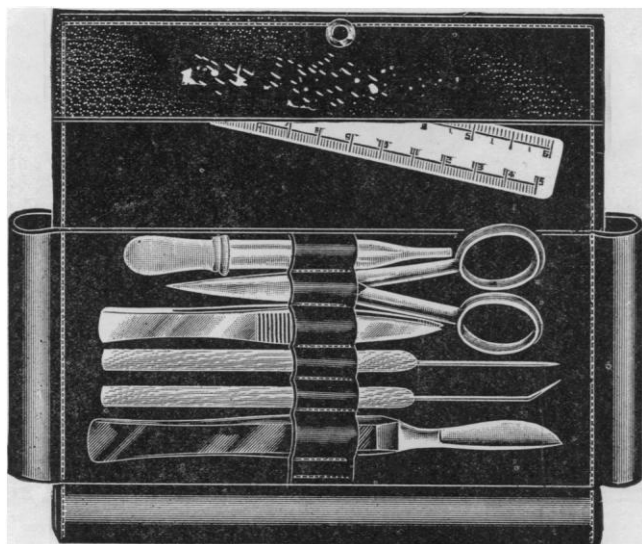
A summary of current microbiological assay methods is available upon request.



REG. U. S. PAT. OFF.

Research Laboratories
S. M. A. CORPORATION
CHAGRIN FALLS, OHIO

AMERICA'S LEADING MICROSCOPE REPAIR HOUSE



AMERICAN MADE DISSECTING SETS

No. 3B (illustrated) with all metal scalpel \$1.15 each. Order now for immediate or future delivery at current prices. Write for quotations on other popular sets.

PROMPT DELIVERIES.

WE BUY AND SELL USED MICROSCOPES



**DISSECTING INSTRUMENTS
MICROSCOPE SLIDES
COVER GLASSES
MAGNIFIERS
LENS PAPER
SLIDE BOXES**

We repair any make of microscope. Cash for your surplus or obsolete microtomes, microscopes, objectives, oculars, etc.


Microscopes of all models urgently needed, even bare stands—any make. **HELP DEFENSE—TRADE NOW**

SERVICE PROMPT
EFFICIENT
ECONOMICAL

THE GRAF-APSCO COMPANY

5868 BROADWAY
CHICAGO, ILL.

**MOUNTING
CLARITE***
MEDIA
**For Covering Histological
Sections on Slides**



Clarite and Clarite "X" Resins are available in lumps or ready-to-use solutions.

Inert, high-melting, water-white; many advantages over Canada balsam and gum damar. Clarites have proper refractive indices and adhesion to glass, and will neither become acid nor discolor with age. Clarites are pure, uniform, perfectly transparent. Will not cause stains to fade with age because they are absolutely neutral and remain so.

for booklet "Neville Clarite Mounting Media"

*REG. U.S. PAT. OFF

THE NEVILLE COMPANY

PITTSBURGH • PA.

LaMotte Combination Swimming Pool Testing Outfit

This outfit offers you an easy way to make your pool the safe, popular place to swim. It is ideal for the control of residual chlorine and alkalinity in pool waters within the ranges specified by Public Health Authorities—the tests are simple and can be made quickly and accurately. The unit is compact and portable.

Price, complete with instructions, \$13.00 f.o.b. Baltimore, Md.

LaMotte Chemical Products Co.
Dept. "H" Towson, Baltimore, Md.

THE SCIENCE PRESS PRINTING COMPANY

PRINTERS OF


**SCIENTIFIC AND EDUCATIONAL
JOURNALS, MONOGRAPHS
AND BOOKS**

Correspondence Invited

LANCASTER, PENNSYLVANIA



INTERNATIONAL SIZE 3, MODEL FS CENTRIFUGE FOR LARGE SCALE BLOOD PLASMA PREPARATION




Maximum Speed—2500 r.p.m.
R. C. F.—2000 × gravity

A new 6-place windshilded head is now available for this centrifuge for swinging the various refillable 550 and 650 ml. blood bottles as manufactured by Kimble, Wheaton and Fenwal, as well as the vacuum type bottles distributed by the intravenous system suppliers. The head (cat. No. 945) is windshilded by enclosure in a bowl and cover of spun aluminum which reduces air friction and thus minimizes otherwise troublesome heating of the blood.

For convenience of installation the centrifuge and controls can be shipped from the factory portably mounted as illustrated above.

Write for Bulletin FS

INTERNATIONAL EQUIPMENT COMPANY
352 Western Avenue **Boston, Mass.**
Makers of Fine Centrifuges for More than Forty Years



“Eyes Right” Has Never Meant So Much To America

EVERY job in Production for Victory calls for top visual efficiency. Without concession to time, place or condition, work must go on. This means that eyes must function unflinchingly and unflinchingly—at lathe, bench and on assembly line, in research and control laboratory, over drafting board and foundry flask.

Upon the shoulders of the nation's eyesight specialists, skilled by training and experience in the correction of visual defects and conservation of human vision, rests the responsibility of forestalling eyestrain as an unconscious saboteur.

As a maker of ophthalmic products—the instruments used in the scientific examination of the human eye, the spectacle lenses, frames and rimless mountings which these specialists use—Bausch & Lomb has an important part in America's war effort.

In the development and manufacture of actual fighting equipment, such as rangefinders, aerial height finders, binoculars, aerial map-making equipment, Bausch & Lomb is serving the Armed Forces directly. At the same time, Bausch & Lomb is providing the metallographic equipment, the microscopes, spectrographs, contour measuring projectors, optical glass and special instruments required by other manufacturers in filling military needs.

The ideals, ability and resources which have made the name of Bausch & Lomb a symbol of precision and scientific integrity for 89 years are concentrated upon America's job at hand.

BAUSCH & LOMB
OPTICAL COMPANY • ESTABLISHED 1853

AN AMERICAN SCIENTIFIC INSTITUTION PRODUCING OPTICAL GLASS AND INSTRUMENTS FOR MILITARY USE, EDUCATION, RESEARCH, INDUSTRY AND EYESIGHT CORRECTION

SCIENCE

VOL. 95

FRIDAY, MAY 29, 1942

No. 2474

<i>The Venopressor Mechanism</i> : PROFESSOR YANDELL HENDERSON	539	<i>Societies and Meetings</i> : <i>The Las Cruces Meeting of the Southwestern Division</i> : DR. FRANK E. E. GERMANN	556
<i>Military Geology from the Air</i> : PROFESSOR JOHN L. RICH	543	<i>Reports</i> : <i>The American Museum of Natural History</i> : A. PERRY OSBORN	558
<i>Obituary</i> : <i>C. Hart Merriam</i> : Z. M. and M. W. TALBOT. <i>Recent Deaths</i>	545	<i>Special Articles</i> : <i>The Relation between Nucleic Acid and Growth</i> : DR. AUSTIN M. BRUES and OTHERS. <i>Isolation of a Filterable Virus from Chickens Affected with "Blue Comb" Disease</i> : DR. E. F. WALLER	558
<i>Scientific Events</i> : <i>The Polish Institute of Arts and Sciences; The College of Engineering of New York University; The Annual Report of the Brooklyn Botanic Garden; The Nutrition Foundation; The American Phytopathological Society; Prize in Pure Chemistry of the American Chemical Society</i>	547	<i>Scientific Apparatus and Laboratory Methods</i> : <i>A Simple Ultracentrifuge with Plastic Rotor</i> : DR. KURT G. STERN	561
<i>Scientific Notes and News</i>	549	<i>Science News</i>	8
<i>Discussion</i> : <i>The Geological History of the Bermudas</i> : DR. HILARY B. MOORE. <i>A Ground Sloth in Alaska</i> : DR. CHESTER STOCK. <i>A Vestige of Babylonian Influence in Thermometry</i> : PROFESSOR CARL B. BOYER. <i>Immunity and Resistance</i> : DR. N. J. GIDDINGS. <i>Vitamin A for Color Blindness</i> : PROFESSOR KNIGHT DUNLAP and ROBERT D. LOKEN	551	<p>SCIENCE: A Weekly Journal devoted to the Advancement of Science, edited by J. McKEEN CATTELL and published every Friday by</p> <p>THE SCIENCE PRESS</p> <p>Lancaster, Pa. Garrison, N. Y.</p> <p>Annual Subscription, \$6.00 Single Copies, 15 Cts.</p> <p>SCIENCE is the official organ of the American Association for the Advancement of Science. Information regarding membership in the Association may be secured from the office of the permanent secretary in the Smithsonian Institution Building, Washington, D. C.</p>	
<i>Scientific Books</i> : <i>Dimension</i> : PROFESSOR KARL MENDER. <i>Chemistry</i> : PROFESSOR MARSTON T. BOGERT	554		

THE VENOPRESSOR MECHANISM

By Professor YANDELL HENDERSON

LABORATORY OF APPLIED PHYSIOLOGY, YALE UNIVERSITY

"We have yet to explain in what manner the blood finds its way back to the heart from the extremities by the veins." So wrote William Harvey:¹ and now 300 years later the explanation is still not wholly complete. As a major factor in the venous return, Harvey described the valves in the veins and showed, by moving a finger along a vein in the arm, that "while these valves readily open in the right direction," *i. e.*, toward the heart, they "entirely prevent all contrary motion." And he accompanied the description with a drawing, copied from Fabricius,² showing a man's forearm with

¹ W. Harvey, "The Motion of the Heart and Blood in Animals." London, 1628. Chap. 13. Everyman's Library, New York, 1906. Also translation by C. D. Leake, published by C. C. Thomas, 1931.

² H. Fabricius, "De Venarum Ostioliis," 1603. Translation by K. J. Franklin, published by C. C. Thomas, 1933, pp. 80, 81.

a ligature above the elbow and the hand grasping a rod, while the veins swell. In the grip of the hand in that drawing is the first suggestion of a venopressor mechanism.

It is always dangerous to read subsequent knowledge back into the words of the first author in any field. Yet one can not resist the impression that Harvey, in this drawing along with his account of the valves in the veins, recognized that the vigorous contraction of the muscles of the forearm propels blood from the muscles into the veins and on toward the right heart. If so, he would have been entirely in accord with the modern view that any muscle that is rhythmically relaxed and contracted, so that its capillaries are alternately filled from the arteries and emptied into the veins, acts as a peripheral pump, a "booster,"³

³ Booster: A pump used to increase the pressure of

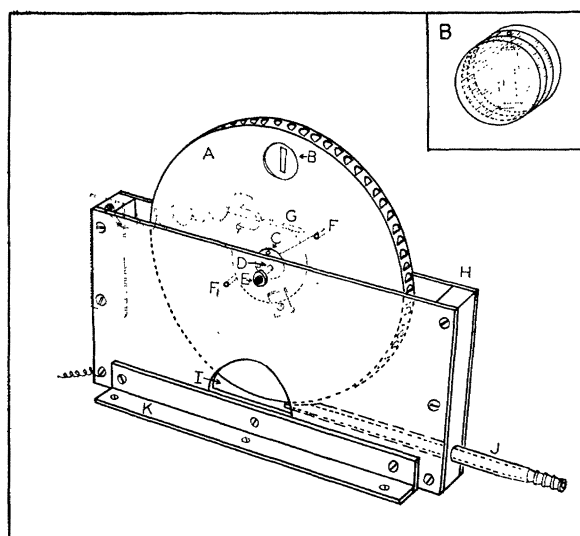



FIG. 1. Air-turbine Ultracentrifuge with Plastic Rotor. A, Lucite rotor, 0.5 inches thick, 6 inches diameter, with flutings milled into the periphery; B, analytical fluid cell (see below), inserted in cylindrical cell hole; C, brass disc, connected with similar disc on other side of rotor by brass bushing and screws; D, axle, made from 3/16 inches thick drill rod, fastened to C and turned down and surface-hardened at ends to fit E; E, Torrington needle bearing, 3/16 inches, mounted in casing, H, and carefully aligned with bearing on opposite side, F, F₁, brass contacts, inserted in rotor surface; G, contact brush, made from spring bronze, insulated from casing H, adjustable in position; H, centrifuge casing, made from sheet brass; I, semi-circular opening in casing, H, to permit free escape of expanded driving air; J, air-jet, 7/32 inches lumen, trumpet-shaped at inlet end and conforming with rotor shape at outlet end; K, angle for mounting on wooden base. Insert B, analytical fluid cell, made by cementing, with Lucite cement, two outer discs of colorless Plexiglas resin to central disc of red Plexiglas into which a sector-shaped opening of 12 mm. height and 3 mm. depth has been cut, connected with periphery by narrow drill hole, through which the solution under study is introduced with a hypodermic syringe. When in use, the cell is inserted into cell hole in rotor with the drill hole pointing towards the rotor center and the broad base of the sector pointing towards the periphery. During operation, the centrifuge is covered by a steel guard, made from 0.5 inch thick boiler plate by welding, equipped with openings opposite the cell holes and slots near the base to permit escape of air stream.

tobacco mosaic virus protein,⁴ with sedimentation constants of $s_{20} = 60 \times 10^{-13}$ and 175×10^{-13} and molecular weights of 3×10^6 and 40×10^6 , respectively, has been photographically recorded (Fig. 2), employing the 6-inch Lucite rotor.

The definition of the sedimenting boundaries, as

⁴ The writer is indebted to Dr. W. M. Stanley for a sample of this material.



0 10 20 30 40 50 60 70 80 min.

FIG. 2. Sedimentation Diagram of Stanley's Crystalline Tobacco Mosaic Virus Protein obtained with 6-inch Plastic Airturbine. 1 per cent. virus solution; 9,000 r.p.m. ($5430 \times g.$); Toepler schlieren band method; 20 sec. exposures on Eastman contrast lantern slide plate; light source, Mazda 200 watt projection lamp; schlieren lens, Kodak projection lens, $F = 4$ inches; camera lens, Kodak anastigmatic lens, $F = 4$ inches.

exemplified in Fig. 2, the regular rate of sedimentation during the individual intervals, and the values of the sedimentation constants obtained for the virus with this centrifuge ($s_{20} = 157$ and 161×10^{-13}) as compared with that determined in our Beams ultracentrifuge ($s_{20} = 175 \times 10^{-13}$) for the same preparation, may be regarded as evidence that sedimentation in the plastic rotor proceeds essentially undisturbed by mechanical vibration or thermal convection currents.

The plastic rotors may be adapted to use in *centrifuge microscopes* as well as in *analytical ultracentrifuges*. The contact arrangement indicated in Fig. 1 (parts F and G) has been used to synchronize a stroboscopic light source (*e.g.*, Strobotak of the General Radio Company) with the rotor and to examine living cells during centrifuging with a low-power microscope.⁵ In this manner, the stratification of *Arbacia* eggs has been observed with as yet not wholly satisfactory results.

KURT G. STERN

SCHOOL OF MEDICINE,
YALE UNIVERSITY

⁵ The author is indebted by Professor N. E. Harvey for valuable advice and the loan of a Strobotak lamp.

NEW BOOKS

- Petroleum Discovery Methods*. A Symposium. Research Committee of the American Association of Petroleum Geologists. Pp. 164. American Association of Petroleum Geologists.
- Proceedings of the Eighth American Scientific Congress*. Edited by PAUL H. OEHSER. Pp. 539. Department of State, Washington.
- RICHARDSON, LEON B. and ANDREW SCARLETT. *Brief College Chemistry*. Illustrated. Pp. 385. Henry Holt and Company. \$3.00.
- ROSENBERG, H. R. *Chemistry and Physiology of the Vitamins*. Pp. 674. Interscience Publishers, Inc. \$12.00.
- WEATHERWAX, PAUL. *Plant Biology*. Illustrated. Pp. 455. W. B. Saunders Company.

Just Published

a new text of unusual interest



INTRODUCTION TO PHYSICS

By HARLEY HOWE

Professor of Physics, Cornell University

556 pages, 6 x 9, illustrated. \$3.75

UNUSUAL precision of statement and clarity of concept make this forthcoming text admirably suited to the first course in college physics for nontechnical students.

Emphasis has been placed, throughout, on the continuity of the subject; the forty-five chapters tell one story and not forty-five. The logical sequence and development required by this approach have resulted in a thoroughly articulated presentation of the subject, adhering to the conventional order in Mechanics and to the general order of Mechanics, Sound, Heat, Electricity, and Light.

Features of the Book:

1. A qualitative introduction to Newton's laws of motion brings the student's experience with friction and gravity consciously into the foreground and points out that these forces are not overlooked in the formulation of the laws in later chapters, where more detail is given.
2. Because of the student's interest in the application of electric currents, electricity is begun by mentioning currents and then promptly pointing out that the terminology is most simply justified by an analysis of the phenomena of static electricity. Magnetism is made incidental to currents.
3. The number of engineering applications described in detail has been kept small in the belief that if a student sees how a principle applies to some simple and familiar experience he will find himself both able and sufficiently interested to recognize the principle as illustrated in whatever more intricate engineering device he may later have occasion to examine or operate.
4. No mathematics beyond elementary algebra and plane geometry is used.
5. Two systems of units, the cgs absolute and the fps gravitational, are stressed.
6. The book contains numerical exercises, or examples; questions; questions of a qualitative nature; and problems.

Send for a copy on approval

McGRAW-HILL BOOK COMPANY, INC.

330 West 42nd Street, New York, N. Y.

Aldwych House, London, W.C.2