

# SCIENCE

NEW SERIES  
Vo. 95, No. 2453

FRIDAY, JANUARY 2, 1942

SINGLE COPIES, .15  
SUBSCRIPTION, \$6.00

**NEW  
EDITION**

## SOLLMANN'S PHARMACOLOGY

The *New (6th) Edition* of Sollmann's Pharmacology is now in press and will be ready in the very near future. Dr. Sollmann has largely rewritten the text in order to include the many significant advances in the subject and at the same time to maintain the continuity and systematic organization which have made his book so ideal for teaching.

Among the many important additions and changes are the inclusion of the outstanding advances in the fields of the sulfonamides, antimalarial and antisyphilitic agents, anesthetics and hypnotics, convulsants and anticonvulsants, synthetic anatomic agents, hormones and vitamins and others which have made profound changes in the aspect and outlook for medical science and practice.

By TORALD SOLLMANN, M.D., Professor of Pharmacology and Materia Medica in the School of Medicine, Western Reserve University, Cleveland. About 1190 pages, 6¼" x 9½", illustrated

### **Arey's Developmental Anatomy**

Dr. Arey's book is not only a complete descriptive text on embryology, but also a very practical laboratory manual. The arrangement is this: The first section treats the early stages comparatively and outlines the full course of prenatal and postnatal development. The second section traces the origin and differentiation of the human organ systems. The third section comprises a laboratory manual.

By LESLIE BRAINERD AREY, PH.D., Sc.D., LL.D., Robert Laughlin Rea Professor of Anatomy, Northwestern University. 612 pages, 6½" x 9¾", with 1385 illustrations on 590 figures, many in colors. \$6.75 **Fourth Edition**

### **Windle's Physiology of the Fetus**

This book gives a practical and thorough understanding of the origin and extent of function in prenatal life. Dr. Windle relates the functional systems to each other as well as to the maternal organisms. Fetal circulation, conditions of respiration and the nervous system are covered in particular detail and the importance of anoxemia and asphyxia in altering behavioral manifestations in prenatal life is brought out.

By WILLIAM FREDERICK WINDLE, Professor of Microscopic Anatomy, Northwestern University Medical School. 249 pages, 6" x 9", illustrated. \$4.50

### **McLester's Nutrition and Diet**

This authoritative book places at your instant command a wide and practical source of information on nutrition and diet. Not only does Dr. McLester deal with nutritional diseases and dietetic treatment of other diseases, but he also gives the nutritional requirements of health, both for adults and children—a feature of special value in view of present-day emphasis on physical fitness as a part of National Defense. The Vitamins are fully covered, including a table of vitamin-values of cooked foods.

By JAMES S. McLESTER, M.D., Professor of Medicine, University of Alabama. 838 pages, 6" x 9". \$8.00 **Third Edition**

## **W. B. SAUNDERS COMPANY**

**West Washington Square**

**Philadelphia**

*Science: published weekly by The Science Press, Lancaster, Pa.*

*Entered as second-class matter July 18, 1923, at the Post Office at Lancaster, Pa., under the Act of March 3, 1879.*

## For Better Results Next Semester

### Hylander and Stanley. **Plants and Man**

*Teachers and reviewers say:*

"Well written, well organized" . . . "this text is splendidly adapted to the needs of students taking botany as a cultural subject" . . . "the chapter on the origin of cultivated plants is refreshing" . . . "the emphasis upon the interpretation of familiar plant products is excellent pedagogy" . . . "distribution maps are generously supplied" . . . "the section on natural history of wild flowers and ornamental plants increases the student's enjoyment of plant life" . . . "enough is given on structure and function to enable students to go into courses in morphology, physiology and taxonomy" . . . "it will enrich the student's experiences with plants and plant products and give him a sound appreciation of the importance of plants to human affairs."

By C. J. Hylander, Ph.D., and O. B. Stanley, Ph.D., Colgate University  
308 Illus.; Glossary; 518 Pages; \$3.00 (1941)

### Colin. **Elements of Genetics**

*Teachers and reviewers say:*

"Delighted with its readable style" . . . "the general organization of the book from the standpoint of presenting the basic laws of inheritance is praiseworthy" . . . "it contains the necessary data both fundamental and recent" . . . "the newer subjects such as salivary chromosomes, etc. are well handled" . . . "the carefully prepared problems at the end of each chapter are valuable teaching aids" . . . "the historical approach is a decided advantage in enlisting the student's interest" . . . "very clear in its explanations, it is an excellent beginner's text in genetics."

By E. C. Colin, Ph.D., Teachers College, Chicago  
47 Illus.; 386 Pages; \$3.00 (1941)

## THE BLAKISTON COMPANY, Philadelphia

### BROOKLYN BOTANIC GARDEN PUBLICATIONS

#### ECOLOGY

Botanical Editor: FRANCIS RAMALEY  
Zoological Editor: THOMAS PARK

Established 1920. Quarterly. Subscription, \$5 a year for complete volumes (Jan. to Oct.). Back volumes, as available, \$6 each. Single numbers, \$1.50. Foreign Postage: 40 cents.

#### GENETICS

Managing Editor: M. M. RHOADES

Established 1916. Bi-monthly. Subscription, \$6 a year for complete volumes (Jan. to Dec.). Single numbers, \$1.25 post free. Back volumes, as available, \$7.00 each. Foreign postage: 60 cents.

#### MEMOIRS

Vol. I. *Dedication Paper*: 33 scientific papers presented at the dedication of the laboratory building. 1917. 521 pages. \$3.50, plus postage.

Vol. II. The vegetation of Long Island. Part I, The vegetation of Montauk: A study of grassland and forest. By Norman Taylor, June 11, 1923. 108 pages. \$1.00, plus postage.

Vol. III. Vegetation of Mount Desert Island, Maine, and its environment. By Barrington Moore and Norman Taylor. 1927. 151 pages. \$1.60.

Vol. IV. *Twenty-fifth Anniversary Papers*. 9 papers on 25 years of progress in botany (1910-1935); 5 papers on progress in horticulture. 133 pages. 1936. \$1.35.

The Secretary, Brooklyn Botanic Garden  
1000 Washington Ave., Brooklyn, N. Y., U. S. A.

### RECENT PUBLICATION CARNEGIE INSTITUTION OF WASHINGTON

WASHINGTON, D. C.

Pub. No.

525. *Contributions to Embryology*. Vol. XXIX, Nos. 179 to 186. Quarto, iii + 193 pages, 57 plates, 27 text figures. Paper, \$4.50; cloth, \$5.50.

179. Hartman, Carl G., and George W. Corner.—The First Maturation Division of the Macaque Ovum. Pages 1-6, 2 plates.

180. Lewis, Warren H., and Carl G. Hartman.—Tubal Ova of the Rhesus Monkey. Pages 7-14, 1 plate.

181. Heuser, Chester H., and George L. Streeter.—Development of the Macaque Embryo. Pages 15-55, 33 plates, 5 text figures.

182. Schultz Adolph H.—Growth and Development of the Orang-Utan. Pages 57-110, 1 plate, 14 text figures.

183. Gersh, I., and Arthur Grollman.—The Vascular Pattern of the Adrenal Gland of the Mouse and Rat and its Physiological Response to Changes in Glandular Activity. Pages 111-125, 3 plates, 1 text figure.

184. Hertig, Arthur T., and John Rock.—Two Human Ova of the Pre-Villous Stage, Having an Ovulation Age of about Eleven and Twelve Days Respectively. Pages 127-156, 8 plates, 4 text figures.

185. Jones, H. O., and John I. Brewer.—A Human Embryo in the Primitive Streak Stage (Jones-Brewer Ovum I). Pages 157-165, 5 plates.

186. Krafska, Joseph, Jr.—The Torpin Ovum, a Presomite Human Embryo. Pages 167-193, 4 plates, 3 text figures.

The Carnegie Institution of Washington, Washington, D. C., has published some 750 volumes covering the wide range of its researches. Orders may be placed direct or through regular dealers. Advise subjects in which you are interested, and catalogues will be sent upon request.

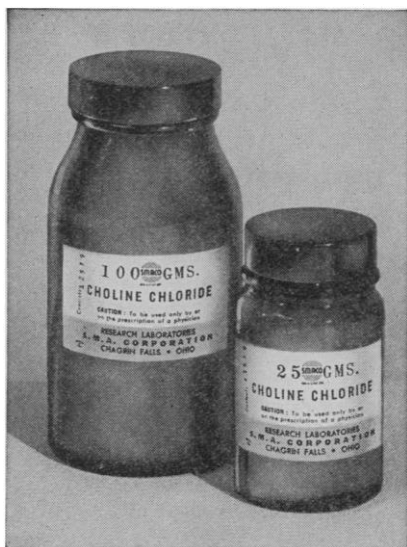
# CHOLINE CHLORIDE

## SMACO

**T**HE IMPORTANCE of choline in nutrition is now more widely recognized as a result of new investigations showing its relationship to liver cirrhosis<sup>1</sup> and renal damage.<sup>2</sup> Under specific dietary conditions a deficiency of choline results in fatty infiltration of the liver in rats<sup>3</sup> and perosis in chicks.<sup>4</sup> Choline is definitely involved in the metabolism of the sulphur containing amino acids.<sup>5, 6</sup>

It has been suggested that choline is a factor in the B-complex<sup>7</sup> and because of this there is increasing use of choline chloride as a routine supplement in nutritional research especially where highly purified diets are employed.

Choline Chloride synthesized in our laboratories, is available conveniently packaged for research purposes and in bulk quantities.



PRICES ON REQUEST

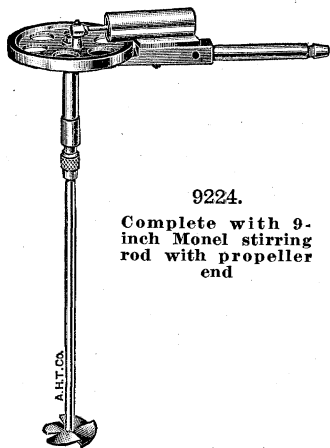
RESEARCH LABORATORIES  
**S. M. A. Corporation**  
 CHAGRIN FALLS, OHIO

1. GYÖRGY, P., and GOLDBLATT, H.: *Proc. Soc. Exp. Biol. & Med.*, 46:492:1941.
2. GRIFFITH, W. H.: *J. Nutrition*, 21:291:1941.
3. BEST, C. H., and RIDOUT, J. H.: *Ann. Rev. Biochem.*, 8:349:1939.
4. HEGSTED, D. M., MILLS, R. C., ELVEHJEM, C. A., and HART, E. B.: *J. Biol. Chem.*, 138:459:1941.
5. DU VIGNEAUD, V., CHANDLER, J. P., MOYER, A. W., KEPPEL, D. M.: *J. Biol. Chem.*, 131:57:1939.
6. GRIFFITH, W. H., and WADE, N. J.: *J. Biol. Chem.*, 132:627:1940.
7. GYÖRGY, P., and GOLDBLATT, H.: *J. Exp. Med.*, 72:1:1940.




## A.H.T. CO. SPECIFICATION AIR DRIVEN STIRRING APPARATUS

A new model, of simple design and high torque, especially at low speeds



9224.  
Complete with 9-  
inch Monel stirring  
rod with propeller  
end

**REPLACES,  
FOR MANY  
PURPOSES,  
STIRRERS  
WITH  
ELECTRIC  
MOTOR  
DRIVE**



9224-B.  
With shaft for affix-  
ing stirring rods by  
means of flexible  
rubber connection

**AIR DRIVEN STIRRING APPARATUS, A.H.T. Co. Specification.** A new model, of simple design and high torque, especially at low speeds; with piston drive, for operation at variable speeds by means of compressed air or vacuum. Operates on pressures as low as 2 lbs. Recommended particularly for use in laboratories where volatile liquids or explosive vapors make hazardous the use of many electric stirrers.

The piston drives a sturdy machined flywheel,  $3\frac{1}{4}$  inches diameter, and attached stirrer shaft. Air under positive or negative pressure reaches the piston chamber through a hollow tube, 4 inches long x  $\frac{3}{8}$ -inch o.d., by which the apparatus can be attached to ordinary support stands.

The adjustable chuck takes metal or glass rods  $\frac{1}{4}$ -inch diameter. Rubber tubing  $\frac{1}{4}$ -inch bore can be used to connect the Stirrer to pressure or vacuum source.

Maximum speed, without load, at 15 lbs. air pressure is approximately 2500 r.p.m., which can be reduced by changing the pressure at the source. Requires approximately 1.3 cu. ft. of compressed air per minute at above speed. Will mix 4 liters of aluminum hydroxide 10% solution thoroughly in a 4 liter beaker using 15 lbs. air pressure.

|   | Code<br>Word          |
|---|-----------------------|
| 9224. Stirring Apparatus, Air Driven, A.H.T. Co. Specification, as above described, with adjustable chuck and stirring rod of Monel metal 9 inches long with propeller $1\frac{1}{2}$ inches diameter .....   | 10.00<br><i>Oihcg</i> |
| 9224-A. Ditto, with adjustable chuck but without stirring rod .....   | 8.50<br><i>Oihfe</i>  |
| 9224-B. Ditto, without chuck or stirring rod but with shaft, $\frac{7}{32}$ -inch diameter, extended approximately 2 inches for affixing stirring rods by means of rubber tubing secured by wire, etc. As suggested by the Squibb Institute for Medical Research. Its use increases personal safety and permits the stirrer to be used either remote from, or at an angle to, the shaft if pressure tubing is used for flexible connection. Without glass stirring rod or rubber connection ..... | 7.65<br><i>Oihfk</i>  |

10% discount in lots of 12, assorted

### ARTHUR H. THOMAS COMPANY

RETAIL—WHOLESALE—EXPORT

### LABORATORY APPARATUS AND REAGENTS

WEST WASHINGTON SQUARE

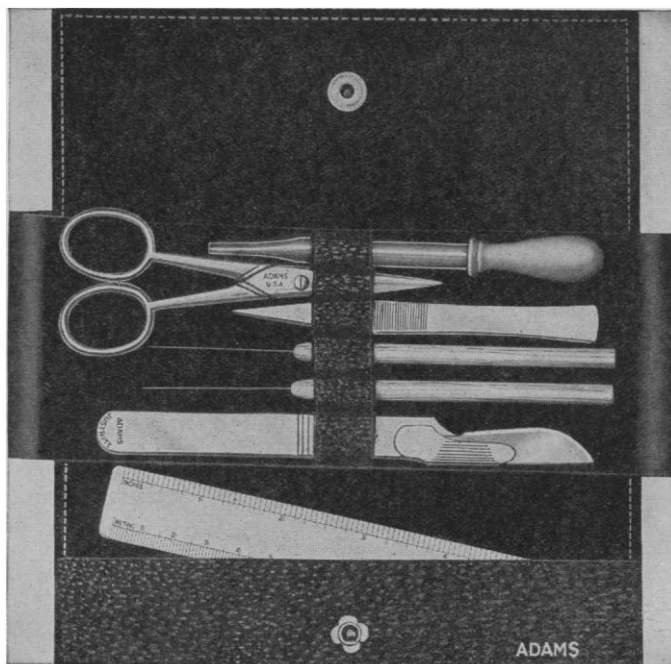
PHILADELPHIA, U. S. A.

Cable Address, BALANCE, Philadelphia



# JUSTRITE Replaceable Blade Scalpel

**LOW PRICED DISSECTING KIT WITH  
A REPLACEABLE BLADE SCALPEL**



Featuring a real surgical blade made of highest quality surgical steel. Handle is cadmium plated cold rolled steel. Length including blade is 6".

**B-300** Replaceable Blade Scalpel, as illustrated. Also shown in kit. **Each 50c, dozen \$5.00**

**B-300X** Blades for B-300 Scalpel **dozen \$1.00**

**A-199** Dissecting Kit, complete as illustrated. **Each \$1.40, dozen \$14.40**

*Write for quantity discounts.*

Consult our Catalog No. 102S **LABORATORY INSTRUMENTS AND SUPPLIES** for other kits and Dissecting Instruments. If you don't have a copy, please write for one on your letterhead.

**CLAY-ADAMS CO. INC.**  
44 EAST 23rd STREET, NEW YORK, N. Y.



## LaMotte Pomeroy Sulfide Testing Set

This outfit was developed for the accurate determination of Total Sulfides, Dissolved Sulfides, and Free Hydrogen Sulfide in Air and Gases. The methods of testing employed are those of Dr. Richard Pomeroy, with whose cooperation the apparatus has been developed. Outfit comes complete with necessary reagents, pipettes, glassware and full instructions.

*Write for further information*

**LaMotte Chemical Products Co.**  
Dept. "H" Towson, Baltimore, Md.

★ **SEE OUR CATALOG NO. 48**

For complete listings of dependable Chemistry, Physics, Biology and General Science laboratory equipment and supplies refer to our catalog No. 48. If not on file, write.



**Chicago Apparatus Company**  
*Science Laboratory Equipment*  
1735 NORTH ASHLAND AVENUE • CHICAGO, U. S. A.

### Third Symposium of the Society for the Study of Develop- ment and Growth

(Dartmouth College, Hanover, N. H., August, 1941)

**Topic: Patterns.** 203 pages. Price to members of the Society \$3.00


- F. O. Schmitt: **Some Protein Patterns in Cells.**  
 V. Tartar: **Intracellular Patterns in the Morphogenesis and Regeneration of Ciliate Protozoa.**  
 K. B. Raper: **Developmental Patterns in Simple Slime Moulds.**  
 A. F. Blakeslee: **Growth Patterns in Plants.**  
 N. J. Berrill: **Spatial and Temporal Patterns in Colonial Organisms.**  
 A. H. Hersh: **Allometric Growth: The Ontogenetic and Phylogenetic Significance of Differential Rates of Growth.**  
 L. C. Dunn: **Abnormal Growth Patterns: With Special Reference to Genetically Determined Deviations in Early Development.**  
 P. Weiss: **Nerve Patterns: The Mechanics of Nerve Growth.**

*Orders should be sent to:*

Editors of Growth, Lankenau Hospital Research Institute, Philadelphia, Pennsylvania.

## Rent a SELECTROSLIDE

For Conventions! Lectures!  
Exhibits! Laboratory work!



All models of  
Selectroslide  
now available  
on a rental  
basis

Selectroslide is the most efficient and accurate projection equipment for 35 mm 2" x 2" slides on the market. All models have automatic and remote control.

"Standard" SELECTROSLIDE for 48 Slides with Projector, accommodating bulbs from 300 to 1000 Watt.  
 "Compact" SELECTROSLIDE for 48 Slides—limited to 200 Watt bulbs.  
 "Junior" SELECTROSLIDE for 16 Slides—limited to 200 Watt bulbs.

Write for our RENTAL SCHEDULE and let us assist you in selecting the equipment best suited for your needs.

**SPINDLER & SAUPE, INC.**

86 THIRD ST.  
SAN FRANCISCO

811 WEST 7TH ST.  
LOS ANGELES

## The Foundations of Science

By H. POINCARÉ

Pp. xi + 553.

Containing the authorized English translation by George Bruce Halsted of "Science and Hypothesis," "The Value of Science" and "Science and Method," with a special preface by Poincaré, and an introduction by Josiah Royce. *Price, postpaid, \$5.00.*

THE SCIENCE PRESS

Lancaster

Pennsylvania

### Wanted—University or College Teaching Position

Available, woman Ph.D. just back from research abroad, with undergraduate, and graduate teaching experience, for Biology, Botany, Genetics, Cytology and Anthropology. Listed "American Men of Science." Temporary job also acceptable. Address "E.E." care of *Science*, Lancaster, Pennsylvania.


## THE SCIENCE PRESS PRINTING COMPANY

PRINTERS OF

SCIENTIFIC and EDUCATIONAL  
JOURNALS;  
MONOGRAPHS  
and BOOKS

*Correspondence Invited*

LANCASTER, PENNSYLVANIA



74671

*Simplified*


## EDGERTON STROBOSCOPE

for Demonstration of the Principles of Stroboscopic Vision

**74671 STROBOSCOPE, Cenco-Edgerton,** for clearly demonstrating the principles of stroboscopic vision, stroboscopic photography, and for determining high speed of rotation or analytic study of all kinds of motion in industry, sports, or applied science.

Consists of a neon-filled strobotron light source mounted in a reflector. This light source is controlled by a rotating contactor operated by a No. 74673 Variable Speed Motor Drive. As the speed of the motor varies, the rate of flashing, which occurs once per revolution of the contactor, is correspondingly changed. The reflector unit with the strobotron and the electrical circuits mounted behind the chromium-plated reflector are protected by a perforated metal housing. A metal carrying-handle is placed at the top and the unit is mounted adjustably on a base for tilting and fixing at any convenient angle. The whole unit is exceedingly compact and convenient to manipulate. The reflector unit is about 7 inches in diameter and 9 inches long. Finished in black enamel. Back and rim of lens are of spun aluminum. Over all height, 13 inches. Complete with connecting cord and plug.

**Each \$58.00**



74673

**74673 MOTOR DRIVE, Variable Speed,** for use in operating the rotating contactor of No. 74671 Cenco-Edgerton Stroboscope. A wide range of speeds from about 200 to 8000 rpm can be obtained from two shafts which extend from the motor. Diameter of shafts,  $\frac{7}{8}$  inch; width of base,  $6\frac{1}{2}$  inches; length,  $10\frac{1}{2}$  inches. All parts finished in black wrinkle enamel. Complete with detachable 6-foot cord and attachment plug for 115 volts A.C. or D.C. **Each \$35.00**

# CENTRAL SCIENTIFIC COMPANY

SCIENTIFIC INSTRUMENTS & LABORATORY APPARATUS

CHICAGO  
1700 Irving Park Road  
Lakeview Station



BOSTON  
79 Amherst St.,  
Cambridge A Station



Production for Victory has unquestioned priority. While this may cause inconvenience, delay, and sacrifice in filling civilian orders we know it has the unqualified endorsement of everyone with whom America comes first.

## Character Portrait of a War Machine

**N**O thin-skinned beauties are Uncle Sam's battleships and tanks. Tough warriors of the land and sea, they are ready to give punishment and ready to take it. To the metallographer, photographs such as the one above tell just how tough these war machines will be.

In steel mills, in rolling mills, in the tool-making industry—wherever metals are made or fabricated for specialized purposes, wherever specific qualities must be maintained—you will find the metallographer standing guard.

With his mosaic-patterned photographs he is today safeguarding the qualities that insure the survival of the floating gray steel fortresses that

guard our ocean lanes and of the thundering tanks of our new armored divisions, as for years he has been improving our automobiles and our planes and even our razor blades.

To the metallographer, as to the physician, the teacher, the industrial research worker and those who are dedicated to the conservation of vision, the name of Bausch & Lomb on any optical instrument stands for optical excellence and mechanical precision.

**BAUSCH & LOMB**  
OPTICAL CO. • ROCHESTER, NEW YORK  
ESTABLISHED 1853

AN AMERICAN SCIENTIFIC INSTITUTION PRODUCING OPTICAL GLASS AND INSTRUMENTS FOR NATIONAL DEFENSE, EDUCATION, RESEARCH, INDUSTRY AND EYESIGHT CORRECTION



# SCIENCE

VOL. 95

FRIDAY, JANUARY 2, 1942

No. 2453

|  |    |  |    |
|--|----|--|----|
| <i>The American Association for the Advancement of Science:</i><br><i>Individuality and Science:</i> DR. ALBERT F. BLAKESLEE .....   | 1  | FISHER. <i>Symposium on Folsom-Yuma Problems:</i><br>DR. LOUIS L. RAY .....  | 21 |
| <i>Obituary:</i><br><i>Ernest Everett Just:</i> DR. FRANK R. LILLIE. <i>Deaths and Memorials</i> .....   | 10 | <i>Special Articles:</i><br><i>The Susceptibility of the Eastern Cotton Rat to European Typhus:</i> DR. J. C. SNYDER and DR. C. R. ANDERSON. <i>The Nerve-Modulus for Anesthetics:</i> DR. A. R. MCINTYRE, DR. A. L. BENNETT and J. C. WAGNER. <i>The Quantitative Relationship of Riboflavin in Cataract Formation in Rats:</i> H. M. BAUM, J. F. MICHAELREE and DR. ELMER B. BROWN ..... | 23 |
| <i>Scientific Events:</i><br><i>An Induction Accelerator; The National Inventors Council; The National Roster of Scientific and Specialized Personnel; The Lucius N. Littauer Fund of New York University; The Observatory of the Buhl Planetarium; The Library of the Marine Biological Laboratory at Woods Hole; The Medical Museum of the Rochester Academy of Medicine</i> ..... | 12 | <i>Scientific Apparatus and Laboratory Methods:</i><br><i>A Test-Tube Spiral Absorption Vessel:</i> PROFESSOR RAYMOND E. GIRTON. <i>A Simple Method of Removing Scales from Large Lepidoptera:</i> A. H. MADDEN .....  | 25 |
| <i>Scientific Notes and News</i> .....   | 15 | <i>Science News</i> .....  | 10 |
| <i>Discussion:</i><br><i>Symbols for Human Genes:</i> DR. R. RUGGLES GATES. <i>Some Field Observations Bearing on the Origin of the Morrison "Gastroliths":</i> DR. W. LEE STOKES. <i>The Smyrna Fig in California:</i> PROFESSOR WILLIS LINN JEPSON. <i>The Yellow Fever Mosquito in Central Missouri:</i> DR. C. F. ADAMS .....  | 17 |  |    |
| <i>Quotations:</i><br><i>The Work of the Rockefeller Foundation in Brazil</i> .....  | 19 |  |    |
| <i>Societies and Meetings:</i><br><i>The Crystallographic Society:</i> CLIFFORD FRONDEL. <i>The New Hampshire Academy of Science:</i> DR. W. W. BALLARD .....  | 20 |  |    |
| <i>Reports:</i><br><i>The New England Field Geologists:</i> DR. LLOYD W.   |    |  |    |

SCIENCE: A Weekly Journal devoted to the Advancement of Science, edited by J. MCKEEN CATTELL and published every Friday by

## THE SCIENCE PRESS

Lancaster, Pa. Garrison, N. Y.

New York City: Grand Central Terminal

Annual Subscription, \$6.00 Single Copies, 15 Cts.

SCIENCE is the official organ of the American Association for the Advancement of Science. Information regarding membership in the Association may be secured from the office of the permanent secretary in the Smithsonian Institution Building, Washington, D. C.

## INDIVIDUALITY AND SCIENCE<sup>1</sup>

By Dr. ALBERT FRANCIS BLAKESLEE

COLD SPRING HARBOR, N. Y.

THE presidency of the American Association for the Advancement of Science is both an honor and a punishment. The first year the president has merely to preside and look intelligent, or as intelligent as possible, at a plenary session of the association. The second year he has the punishment of a Binet test in a formal address before a formidable audience of his peers and peeresses.

Some of the former presidential addresses of the association have given a review of the research activities of the speaker; some have discussed the broader aspects of science. I shall attempt to combine

<sup>1</sup>Address of the retiring president of the American Association for the Advancement of Science, Dallas, Texas, December 29, 1941.

these two methods and after briefly discussing some investigations in which I have had a share, shall say something of the relations which science may have to human welfare.

In looking over my past research activities, the one idea which impresses me most is the individual diversity among the living organisms which I have used as objects of study. Our first published investigations had to do with a group of lower fungi which can be included in the name of Bread Molds. Among these we discovered that growths which looked alike might differ in sex and in a wide range of chemical responses.

Another example of cryptic chemical differences

test-tube. The lower end of the inlet tube is drawn out to form a short nozzle (d), which is bent sharply upward. A spiral of glass tubing (c), open at both ends, fits loosely over the upturned nozzle. As the carbon-dioxide laden air stream passes through the nozzle and enters the spiral in the form of bubbles, some of the absorbing liquid also enters the spiral. This results in a continuous circulation of liquid, both through the spiral tube in which the absorption takes place and in the test-tube itself.

The spiral may be formed of glass tubing softened in the flame of a blast lamp and turned around a piece of brass tubing of the proper size. A slight taper on the brass tube makes for ease in the removal of the glass spiral after turning.

Two sizes of these absorption vessels have been constructed and used in respiration studies. The smaller one holds 25 ml of solution and consists of a 22 × 175 mm test-tube with spiral and inlet tube made of 6 mm tubing. The spiral is 18 mm in diameter and 105 mm in length. The larger vessel utilizes a 25 × 200 mm test-tube with proportionately larger spiral and inlet tube. This absorption vessel holds 50 ml of solution. In all cases, the volume of the absorbing solution should be sufficient to cover the top of the spiral

FIG. 1. Details of absorption vessel: (a) two-hole rubber stopper; (b) test-tube; (c) glass spiral; (d) nozzle at end of inlet tube.

but should not be so great as to cause liquid to be forced up into the outlet tube when in operation.

Potassium and sodium hydroxide solutions of 0.10 and 0.05 normality have been successfully used as carbon-dioxide absorbents with this apparatus. Solutions of barium hydroxide are not recommended because of a tendency to block the inlet nozzle with precipitated carbonate. At the end of a run, the absorption vessel is disconnected and tilted so as to drain out the alkali solution through the outlet tube into a small flask. This flask should then be stoppered to protect the solution from atmospheric carbon dioxide. Aliquots may be pipetted from this solution and titrated in the presence of excess barium chloride

against phenolphthalein with dilute standard hydrochloric acid (0.10 or 0.05 N). The addition of barium chloride in excess results in the precipitation of the absorbed carbon dioxide as barium carbonate previous to the titration. Acid titration values thus obtained give a measure of the unused hydroxide and, in comparison with corresponding values obtained with the original solution, give an accurate index of the carbon dioxide absorption.

RAYMOND E. GIRTON

PURDUE UNIVERSITY

### A SIMPLE METHOD OF REMOVING SCALES FROM LARGE LEPIDOPTERA

CONSIDERABLE difficulty is usually experienced in removing scales from the bodies of large thickly clothed Heterocera in preparation for morphological study. The following method has been used successfully by the writer with specimens of the tobacco hornworm (*Protoparce sexta* (Johan.)). This method can be used effectively with either fresh or dried specimens, although fresh specimens are denuded more easily. The wings are removed and the scales are dislodged from the body by brushing with a small toothbrush. A child's brush with moderately stiff bristles, all of approximately equal length, will be found best for this purpose. Stroking is most effective over the soft chitin of the abdomen, while a reciprocating motion produces better results on the head and thorax.

Fine scales on the legs and wings can not be removed readily by brushing. These parts may be cleaned easily by placing them in a 5.25 per cent. solution of sodium hypochlorite for a short period. They should be removed and rinsed in distilled water not over two hours after immersion in this solution.

A. H. MADDEN

BUREAU OF ENTOMOLOGY AND  
PLANT QUARANTINE

### BOOKS RECEIVED


- STEINBECK, JOHN and E. F. SHERWOOD. *Sea of Cortez*. Illustrated. Pp. 596. The Viking Press. \$5.00.
- WARNER, W. LLOYD and PAUL S. LUNT. *The Social Life of a Modern Community*. Pp. xii + 460. Yale University Press. \$4.00.
- STRATTON, J. A., P. M. MORSE, L. J. CHU and R. A. HUNTER. *Elliptic Cylinder and Spheroidal Wave Functions*. Massachusetts Institute of Technology Publication. Pp. xii + 127. John Wiley. \$1.00.
- The Foundations of Conservation Education*. Pamphlet No. 3, Education in Conservation. HENRY B. WARD, editor. Illustrated. Pp. vi + 242. National Wildlife Federation.
- Comparative Biochemistry. Intermediate Metabolism of Fats. Carbohydrate Metabolism. Biochemistry of Choline*. HOWARD B. LEWIS, editor. Volume V of Biological Symposia, JACQUES CATTELL, editor. Pp. ix + 247. Jaques Cattell Press. \$3.00.
- Carnegie Institution of Washington, Year Book No. 40*. July 1, 1940 to June 30, 1941. Pp. xxxii + 336. Carnegie Institution of Washington.



## AND STANDARD COLLEGE TEXTS

- AN INTRODUCTION TO BIOCHEMISTRY—by William Robert Fearon, Fellow of Trinity College, Dublin. 475 pages. Price, \$3.75
- MICROBES WHICH HELP OR DESTROY US—by Paul W. Allen and D. Frank Holtman, Professor and Associate Professor of Bacteriology; and Louise Allen McBee, Formerly Assistant in Bacteriology, University of Tennessee. 540 pages, 102 illustrations, 13 color plates. Price, \$3.50
- TEXTBOOK OF PHYSIOLOGY—by W. D. Zoethout, Professor of Physiology, Chicago College of Dental Surgery and W. W. Tuttle, Professor of Physiology, College of Medicine, State University of Iowa. 7th Ed. 743 pages, 302 illustrations. Price, \$4.50
- TEXTBOOK OF HISTOLOGY—by Evelyn E. Hewer, Reader in Histology in the University of London. 365 pages, 340 illustrations. Price, \$4.50
- HISTOLOGICAL TECHNIC—by Aram A. Krajian, Dept. of Pathology, Los Angeles County General Hospital, Los Angeles, Calif. 272 pages, 44 illustrations, 7 color plates. Price, \$3.50
- ESSENTIALS OF COLLEGE CHEMISTRY—by G. H. Whiteford and R. G. Coffin, Professor and Associate Professor of Chemistry, Colorado State College. 2nd Ed. 534 pages, 32 illustrations. Price, \$3.50
- ESSENTIALS OF ZOOLOGY—by George Edwin Potter, Professor of Biology, A. and M. College, College Station, Texas. 432 pages, 204 illustrations. Price, \$3.75
- INTRODUCTION TO ANIMAL BIOLOGY—by John B. Parker and John J. Clarke, Professor and Assistant Professor of Biology, Catholic University of America, Washington, D. C. 503 pages, 163 illustrations. Price, \$3.75
- PRINCIPLES OF GENETICS—by E. Grace White, Professor of Biology, Wilson College, Chambersburg, Pa. 430 pages, 179 illustrations. Price, \$2.50
- A TEXTBOOK OF GENERAL BIOLOGY—by E. Grace White, Professor of Biology, Wilson College, Chambersburg, Pa. 2nd Ed. 667 pages, 336 illustrations. Price, \$3.50
- ART AND SCIENCE OF NUTRITION—by Estelle E. Hawley and Grace Carden, of the University of Rochester, New York. 619 pages, 140 illustrations, 12 in color. Price, \$3.50

*The* **C. V. MOSBY COMPANY**  
*Pine Boulevard - - - Saint Louis*



*“Service to the nation in peace and war”*

Following the last World War a bronze and marble group was placed in the lobby of the American Telephone and Telegraph Company building in New York. On it are inscribed these words, “Service to the nation in peace and war.”

They are more than words. They are the very spirit of the entire Bell System organization. In these stirring days, we pledge ourselves again to the service of the nation . . . so that “Government of the people, by the people, for the people, shall not perish from the earth.”

BELL TELEPHONE SYSTEM

