

SCIENCE

NEW SERIES
VOL. 91, No. 2349

FRIDAY, JANUARY 5, 1940

SUBSCRIPTION, \$6.00
SINGLE COPIES, .15

New (3rd) Edition—Rewritten **MCLESTER'S NUTRITION and DIET** in Health and Disease

As the result of a *complete rewriting*, this new edition now includes the very latest advances and developments in the field of nutrition. Dr. McLESTER lays a sound foundation for the student by covering at length the body's nutritive needs and the processes through which these needs are satisfied. He discusses the properties of the various foods and points out their importance in the building and keeping of good health.

Of particular importance is the attention given to the part of nutrition in disease. Virtually every disease or condition in which diet is of therapeutic value is considered.

For the *New (3rd) Edition* there have been added such important *new* facts as those about *vitamins* (from A to K) and their functions, energy exchange, need for protein, and relation of nutrition to immunity and control of infectious diseases. There is a *new* table of food values as compiled by the Bureau of Home Economics, Dept. of Agriculture, a *new* table of vitamin-value of cooked foods, *new* menus and diet lists, a *new chapter on Infant Feeding* by Dr. Philip C. Jeans, a *new chapter on Feeding the Surgical Patient* by Dr. Dean Lewis, and hundreds of other facts.

By JAMES S. MCLESTER, M.D., Professor of Medicine, University of Alabama. Octavo of 838 pages. Cloth, \$8.00

Todd & Sanford's Clinical Laboratory Diagnosis

New (9th) Edition!—This authoritative text has long been the choice of educators desiring a precise and understandable presentation of modern laboratory technic and its application. The *New (9th) Edition* contains the latest tests, a new section on hematopoiesis, and all the other important recent advances.

By JAMES CAMPBELL TODD, M.D., and ARTHUR HAWLEY SANFORD, M.D., Professor of Clinical Pathology, University of Minnesota (The Mayo Foundation). Octavo of 841 pages, over 500 illus. on 368 figures, 29 in colors. Cloth, \$6.00

Maximow & Bloom's Textbook of Histology

Third Edition!—Histology is here presented from its *living, functional and human* aspects. 542 magnificent illustrations, many of them in colors, picture human tissue with life-like fidelity.

By ALEXANDER A. MAXIMOW; and WILLIAM BLOOM, Associate Professor of Anatomy, University of Chicago. Octavo of 668 pages, 542 illustrations. Cloth, \$7.00

Jordan's General Bacteriology

Twelfth Edition!—General bacteriology is covered in this book from an approach that has been proved in years of classroom use. Both pathogenic and nonpathogenic bacteria are taken up with full details of each type, its effect, methods of study, etc.

By EDWIN O. JORDAN, PH.D. Revised by WILLIAM B. RICE, PH.D., Assistant Professor of Bacteriology, University of Chicago. Octavo of 808 pages, illustrated. Cloth, \$6.00

Rice's Textbook of Bacteriology

Second Edition!—Dr. Rice has written an *applied* bacteriology. Abstract and lengthy technical discussion is held to the minimum and emphasis placed always on practical essentials. The *117-page section on Immunity* is a notable exposition that has been widely praised.

By THURMAN B. RICE, A.M., M.D., Professor of Bacteriology and Public Health, Indiana University School of Medicine. Octavo of 563 pages, illustrated. Cloth, \$5.00

W. B. SAUNDERS COMPANY
W. Washington Square Philadelphia

Entered as second-class matter July 18, 1923, at the Post Office at Lancaster, Pa., U. S. A., under the Act of March 3, 1879.

Recent Publications

CARNEGIE INSTITUTION OF WASHINGTON

Washington, D. C.

Year Books. Annual interpretative summarized reports of the Institution's researches completed and in process. Paper, \$1.00; cloth, \$1.50 per volume.

493. de Terra H., and T. T. Paterson. *Studies on the Ice Age in India and Associated Human Cultures.* Quarto, 354 pages, 56 plates, 193 text-figures. Paper, \$6.50; cloth, \$7.50.

512. Perret, Frank A. *The Volcano-Seismic Crisis at Montserrat, 1933-1937.* Quarto, 76 pages, frontispiece, 51 text figures. Paper \$2.50; cloth, \$3.00.

513. Banta, A. M. *Studies on the Physiology, Genetics, and Evolution of Some Cladocera.* Quarto, 285 pages, 31 tables, 170 text figures, 16 diagrams. Paper, \$2.50; cloth, \$3.00.

516. Axelrod, Daniel I. *A Miocene Flora from the Western Border of the Mohave Desert.* Octavo, 129 pages, 12 plates, 2 text figures. (Contributions to Paleontology.) Paper, \$1.50; cloth, \$2.00.

521. Martin, Emmett V., and Frederic E. Clements. *Adaptation and Origin in the Plant World. 1: Factors and Functions in Coastal Dunes.* Octavo, 58 pages, 32 text figures, 34 tables, 5 plates. Offset. Paper, \$50.

The Institution has published some 750 volumes covering the wide range of its researches. Orders may be placed direct or through regular dealers. Advise subjects in which you are interested, and catalogue will be sent upon request.

ELECTRO-MEDICAL
LABORATORY, INC.

HOLLISTON, MASSACHUSETTS, U.S.A.

PRECISION INSTRUMENTS

FOR

ELECTRICAL STIMULATION

VARIABLE FREQUENCY STIMULATOR

CHRONAXIMETRE

SIXTY-CYCLE STIMULATOR

Write for Catalogue B

MAKERS OF THE
ELECTROENCEPHALOGRAPHChordate
Anatomy

Already adopted by 83 colleges and universities, this new text presents in a terse, lucid manner, the material for a balanced, well organized semester course in comparative anatomy.


The discussion of each system is divided into three parts—phylogenesis, ontogenesis and anatomy.

Facts gathered in the laboratory are correlated and interpreted.

The inclusion of physiological data makes structure intelligible in terms of function.

The illustrations are of genuine teaching value.

By Prof. H. V. Neal, Tufts College
and Prof. H. W. Rand, Harvard Univ.
378 illus. 467 Pages. \$3.50

THE BLAKISTON COMPANY
PHILADELPHIA

No. 10 Analytical Balance

HENRY TROEMNER

The Standard of Excellence for 100 years.

Manufacturer of the highest grade Analytical,
Assay and Pulp Balances and Weights of Pre-
cision.

Catalog 1929S

911 Arch Street
Philadelphia, Pa.



THIS MICROSCOPE is specially designed as a time-saving instrument. The substage is hinged to the stand, thereby holding the dark-field condenser and the illuminant in positive alignment with the objective as centered at the factory. The hinged substage facilitates placing oil on and cleaning the condenser.

By means of a new rheostat control, you can now use the illuminant at the point of greatest efficiency.

Write Dept. A1 for a complete description of the Spencer Dark Field Microscope.

Spencer Lens Company

MICROSCOPES
MICROTOMES
PHOTOMICROGRAPHIC
EQUIPMENT



REFRACTOMETERS
COLORIMETERS
SPECTROMETERS
PROJECTORS



A NATION UNITED BY TELEPHONE

JUST twenty-five years ago, on January 25, 1915, the first transcontinental telephone call was made. East and West were united.

President Woodrow Wilson talked from the White House across the country, testifying to the nation's pride "that this vital cord should have been stretched across America as a sample of our energy and enterprise."

The inventor of the telephone, Alexander Graham

Bell, in New York, repeated across the continent to San Francisco the first words ever heard over a telephone—"Mr. Watson, come here, I want you"—to the same Thomas A. Watson who had heard them in the garret workshop in Boston in 1876.

That ceremony ushered in transcontinental service twenty-five years ago. At that time it cost \$20.70 to call San Francisco from New York. Now it costs \$6.50 for a

station-to-station call and only \$4.25 after seven in the evening and all day Sunday.

In 1915 it took about half an hour, on the average, to make a connection. Now most calls are put through without hanging up.

These are measures of progress in the never-ending effort of the Bell System to give faster, clearer, more useful and courteous service to the people of the United States.

BELL TELEPHONE SYSTEM



A NEW PRODUCTIVE RESEARCH FACILITY



Heyrovsky Micro Polarograph

Broader, more penetrating research studies of physical constants and reaction mechanisms are now possible with the Heyrovsky Micro Polarograph. Its application has also been highly effective where analyses are extremely difficult and where determinations of micro quantities are either unreliable or impossible because of the limiting characteristics of present methods.

The efficacy of polarographic analysis is no longer a matter of conjecture. It is ever becoming more firmly established in research fields as evidenced by the following recent papers about the widely varied applications of the Heyrovsky Micro Polarograph.

I. Teisinger, Micro polarographic determination of nitrobenzene in blood. *Mikrochemie v.m. Microchemica Acta* 25 (1938) 328-331. *I. Tachi*, Polarographic studies of organic compounds. I The electrolytic reduction potentials of organic compounds and their constitutions. II The standard electrolytic reduction potential and its relation to the redox-potential. III On the anomalous polarogram of camphor. IV The polarographic study of bilirubin. *Mem. College of Agricult. Kyoto Univ. No 42* (March 1938) 1-65. *I. Tachi*, Electrolytic reduction potentials of organic compounds. XXVI. Standard electrolytic reduction potential/pH curve. *J. Agric. Chem. Soc. Japan* 14 (1938) 1286-1296. *Dr. V. Cizek*, The micropolarographic estimation of iodine in the presence of other halogens, alkalies and alkaline earths. *Bulletin international de l'Academie des Sciences de Boheme* 1938. *J. Heyrovsky*, Electrodeposition of hydrogen and deuterium at the dropping mercury cathode. *Chemical Reviews*, Vol. 24, 125, 1939. *E. R. Smith, C. J. Rodden*, Estimation of cystine by the dropping mercury cathode. *National Bureau of Standards Journal of Research*, June 1939.

A complete bibliography of polarographic literature and an illustrated publication about the Model X Heyrovsky Micro Polarograph is available on request. Write for copies, they will be mailed promptly without charge.

S A R G E N T
LABORATORY SUPPLIES
E.H. Sargent & Co. • 155-165 East Superior St., Chicago

BOTTLES, JARS AND VIALS

WITH SCREW CAPS OF MOULDED BLACK PLASTIC

SELECTED FOR LABORATORY USE


Bottles, round, narrow mouth, flint and amber glass

Bottles, round, wide mouth, amber glass only

Bottles, French squares, flint and amber glass

Dropping Bottles, French squares, with pipette droppers and dropping rods

Jars, round
" square



Dropping Bottles, vial type, with pipette droppers and dropping rods

Bottles, Oil Sample

Caps, of black, moulded phenolic resin, with three types of liners, i.e. cork-backed vinylite, cork-backed tin foil, and rubber

Vials, with slight shoulder

Vials, uniform diameter

We now offer, for immediate shipment from our stock, an assortment of Bottles, Jars, and Vials, with moulded plastic caps, which has been carefully selected for laboratory purposes.

Because glassware and caps originate in a variety of sources and in some instances are available only on factory orders in very large quantities, our listing and stock for immediate delivery will, we believe, prove convenient and economical for laboratory use.

All of the Bottles, Jars and Vials are furnished with necks with continuous screw thread in accordance with the standards of the Glass Containers Association (G.C.A.). The plain and dropper caps, with various types of liners, are similarly threaded and are therefore interchangeable on the various shapes with necks of the same size.

Copies of 14-pp. pamphlet EE-116, giving detailed listing of above assortment of Bottles, Jars and Vials, sent upon request

ARTHUR H. THOMAS COMPANY

RETAIL—WHOLESALE—EXPORT


LABORATORY APPARATUS AND REAGENTS

WEST WASHINGTON SQUARE

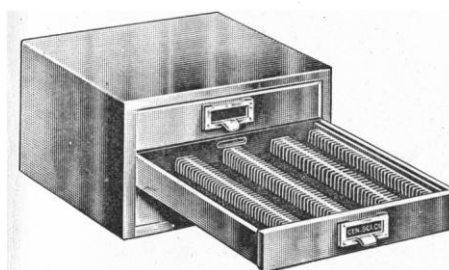
Cable Address BALANCE, Philadelphia

PHILADELPHIA, U. S. A.

All Steel **FILING CABINETS** FOR **MICROSCOPE SLIDES**



CENCO ELEVEN-DRAWER UNIT
Capacity 10032 Slides



CENCO THREE-DRAWER UNIT
Capacity 1680 Slides

- 66465 MICROSCOPE SLIDE CABINET, Three-Drawer Unit, Cenco, 840 Slide,** for table use. Supplied with 3 Slide Trays with partitions to hold 280 single slides or 560 slides placed back to back, thus increasing the capacity of the cabinet to 1680 slides.

Made of steel finished in olive green enamel with chromium-plated trim. Over all dimensions: Width, 15½ inches; height, 9 inches; depth, 14¼ inches. Net weight, 42 lbs. Shipping weight, domestic, 62 lbs; export, 90 lbs. **Each \$36.50**

- 66467 MICROSCOPE SLIDE CABINET, Eleven-Drawer Unit, Cenco, 5016 Slide,** for floor use. An exceptionally compact unit for large hospitals and clinics. Supplied with 22 Slide Trays with partitions to hold 228 single slides or 456 slides placed back to back, thus increasing the capacity of the cabinet to 10032 slides.

Made of steel finished in olive green enamel with chromium-plated trim. Over all dimensions: Width, 16½ inches; height, 33½ inches; depth, 24 inches. Net weight, 248 lbs. Shipping weight, domestic, 335 lbs; export, 375 lbs. **Each \$165.00**


CENTRAL SCIENTIFIC COMPANY

SCIENTIFIC INSTRUMENTS & LABORATORY APPARATUS

1700 Irving Park Blvd.,
Lakeview Station
CHICAGO



Cambridge A Station
79 Amherst St.,
BOSTON



NEW LRM BALOPTICON for Lantern Slides and Opaque Material

TWO NEW BALOPTICONS

With Three Desirable Features

THE new Balopticons ERM and LRM have three outstanding advantages. First—Standard Bausch & Lomb Optical Quality,—brilliantly sharp screen images of projected material under actual class room conditions.

Second—An improved Built-In Blower-Cooling System of high efficiency. The blower in these two new Balopticons is completely enclosed. It is located in front of the base and forces a current of cold air over the material being projected. This cooling system is out of the way of the operator, and does not

hinder access to any part of the projector while in use.

Third—An improved object holder for opaque material, permitting projection of $6" \times 6\frac{3}{8}"$ areas. A special feature of this holder is its freedom from obstructions that would interfere with the projection of selected portions of large sheets, maps or drawings. The door is provided for the placing of solid objects in the projection area.

A new folder E-132 describing these two models in detail will be sent on request, Bausch & Lomb Optical Co., 642 St. Paul Street, Rochester, N. Y.

BAUSCH & LOMB

FOR YOUR EYES, INSIST ON BAUSCH & LOMB EYEWEAR, MADE FROM BAUSCH & LOMB GLASS TO BAUSCH & LOMB HIGH STANDARDS OF PRECISION



SCIENCE

VOL. 91

FRIDAY, JANUARY 5, 1940

No. 2349

<i>The American Association for the Advancement of Science:</i>	
<i>Research and Invention in Engineering Colleges:</i>	
DR. A. A. POTTER	1
<i>Physiological Alterations as the Cause of Senile Debility and Senile Mortality:</i>	
DR. HENRY S. SIMMS	7
<i>Obituary:</i>	
<i>Leta S. Hollingworth:</i> PROFESSOR ARTHUR I. GATES. <i>Recent Deaths and Memorials</i>	9
<i>Scientific Events:</i>	
<i>Occurrence of a Deposit of Trona; The Finances of the American Chemical Society; The Permanent Science Fund of the American Academy of Arts and Sciences; The Western Society of Naturalists; The Prize of the American Association</i>	11
<i>Scientific Notes and News</i>	14
<i>Discussion:</i>	
<i>The Distribution of Poliomyelitis in Louisiana:</i> DR. ALBERT E. CASEY and BRANCH J. AYMOND. <i>A Theory of Protein Metabolism:</i> PROFESSOR CARL L. A. SCHMIDT, PROFESSOR FRANK WORTHINGTON ALLEN and DR. HAROLD TARVER. <i>The Treatment of Extreme Cases of "Sniffles" in the Rat with Sulfapyridine:</i> FRED Y. BILLINGSLEA. <i>Soviet Cosmology:</i> ASTRONOMER	17

<i>Special Articles:</i>	
<i>Immunity to Experimental Pneumococcal Infection with an Artificial Antigen Containing a Saccharide of Synthetic Origin:</i> DR. WALTHER F. GOEBEL. <i>The Determination of the Total D-Amino Acid Content of Human Tumors and Normal Tissues by Means of D-Amino Acid Oxidase:</i> DR. FRITZ LIPMANN and OTHERS	20
<i>Scientific Apparatus and Laboratory Methods:</i>	
<i>A Simple Method to Use in Recovering Feces at Measured Intervals:</i> KENTON L. HARRIS. <i>Indexing and Filing Scientific Photographs:</i> DR. JOSEPH M. TREFETHEN	23
<i>Index to Volume XC</i>	i
<i>Science News</i>	10

SCIENCE: A Weekly Journal devoted to the Advancement of Science, edited by J. McKEEN CATTELL and published every Friday by

THE SCIENCE PRESS

New York City: Grand Central Terminal

Lancaster, Pa.

Garrison, N. Y.

Annual Subscription, \$6.00

Single Copies, 15 Cts.

SCIENCE is the official organ of the American Association for the Advancement of Science. Information regarding membership in the Association may be secured from the office of the permanent secretary in the Smithsonian Institution Building, Washington, D. C.

RESEARCH AND INVENTION IN ENGINEERING COLLEGES¹

By Dr. A. A. POTTER

DEAN OF ENGINEERING, PURDUE UNIVERSITY

RESEARCH AT ENGINEERING COLLEGES

THE practice of engineering can only be kept up to date through research. Engineering research has among its major objectives the development by scientific means of new manufactured products, more efficient machines and tools, special mechanisms and devices, improved meters and instruments, better manufacturing processes and more economical methods of operating equipment. Industries that have made the most spectacular progress are also foremost in research. Research is an integral part of any organization interested in efficiency, in long-range goals and in linking the present with the future.

¹ Address of the vice-president and chairman of the Section on Engineering, American Association for the Advancement of Science, Columbus, Ohio, December 28, 1939.

No very clear-cut line can be drawn between scientific and engineering research, although the latter is more generally concerned with the results of immediate economic value. It is also difficult to differentiate between research and development.

Research in higher educational institutions is being supported to a considerable extent by industry and government. Industry recognizes that the research specialist at an educational institution is working in an atmosphere which is sympathetic to research and free from interruptions. The efforts of the research worker in an educational institution result not only in new knowledge but also in improving the main product of education—the students. In the past there has always existed a definite gap between the successful completion of a scientific research project and the utilization by industry of the results secured.

Three Outstanding New Books

HEREDITY AND SOCIAL PROBLEMS

By L. L. BURLINGAME, Stanford University. *McGraw-Hill Publications in the Zoological Sciences.* In press—ready in January

In a concise, simple treatment this important new textbook introduces the student to the biology of reproduction and its consequence, heredity, and shows him how and when this knowledge can or cannot be applied to social problems. The author sets forth as clearly as possible the way in which heredity and environment jointly control the development of organisms, including man. The influence of changes in birth and death rates, immigration, war, and the differential fertility, on the genetic composition of populations, is described. There is a discussion of practicable methods which might be used to alter the rate or direction of any of these changes that society may think necessary or desirable. One of the most interesting sections of the book indicates the bearing of genetics on education and on the theories and practices of government.

AMERICAN MAMMALS. Their Lives, Habits, and Economic Relations

By W. J. HAMILTON, JR., Cornell University. 434 pages, 6 x 9. \$3.75

This is a new approach to the study of mammals. The author discusses the subject from the ecological viewpoint, illustrating how mammals are adapted to their environment, instead of giving the customary specific accounts of each species. Thus the book treats in detail the various phenomena common to mammals in order to acquaint the student with their characters, distribution, habits, and economic relations. The book is fully illustrated, and includes many original photographs and drawings.

QUANTITATIVE ZOOLOGY. Numerical Concepts and Methods in the Study of Recent and Fossil Animals

By GEORGE G. SIMPSON, The American Museum of Natural History, and ANNE ROE. *McGraw-Hill Publications in the Zoological Sciences.* 414 pages, 6 x 9. \$4.00

Original in presentation and treatment, this book provides the student with sound basic principles of the quantitative phases of zoology and paleontology and with detailed means of dealing with these data in the most valid and enlightening way. After examining the nature and properties of numerical data in zoology, the book takes up their proper and efficient use in the study of taxonomy, morphology, physiology, ecology, and other phases of zoology, both descriptive and interpretive. The section on single specimens is completely new.

Send for copies on approval

McGRAW-HILL BOOK COMPANY, INC.

330 West 42nd Street, New York, N. Y.

Aldwych House, London, W.C.2

NEW WILEY BOOKS



GENERAL PHYSICS FOR STUDENTS OF SCIENCE

By **ROBERT BRUCE LINDSAY**, *Hazard Professor of Physics, Brown University.*

This textbook is intended for an introductory course in college physics, for sophomore students of science who have had mathematics through elementary calculus, or as an intermediate and more thorough treatment, for a course for students who have already had an elementary non-mathematical course in physics.

Ready in January

534 pages; 265 illus.; 6 by 9; \$3.75



FUNDAMENTAL PROCESSES OF ELECTRICAL DISCHARGE IN GASES

By **LEONARD B. LOEB**, *Professor of Physics, University of California.*

This volume relates modern atomic physics to the field of discharge through gases. The topics chosen, aside from the chapters dealing with discharges, are designed to present the fundamental processes active in all discharge phenomena in both the evolutionary and present-day stages.

Published in December

717 pages; 297 illus.; 6 by 9; \$7.00



TELEVISION—THE ELECTRONICS OF IMAGE TRANSMISSION

By **V. K. ZWORYKIN** and **G. A. MORTON**, *both with RCA Manufacturing Company.*

A detailed survey of this newest of practical means of communication. The book is written from an engineering standpoint. Emphasis is placed on application of the fundamental principles. The authors are two of the foremost men in the field.

Ready in January

Approx. 631 pages; 494 illus.; 6 by 9; Probable price, \$6.00



PROCEEDINGS OF THE SEVENTH SUMMER CONFERENCE (1939) ON SPECTROSCOPY AND ITS APPLICATIONS

Edited by **GEORGE R. HARRISON**, *Professor of Physics, Massachusetts Institute of Technology.*

The twenty-nine papers of the 1939 Conference, presenting latest developments in the applications of the rapidly-growing science of spectroscopy. The subjects covered include general background and methods, specific types of analysis, recently developed apparatus, absorption spectrophotometry, etc.

Ready in January

Approx. 146 pages; 69 illus.; 7½ by 10; Probable price, \$2.75

JOHN WILEY & SONS, INC.
440 FOURTH AVENUE, NEW YORK, N. Y.