

SCIENCE'S COMPASS

A fluorite structure type forms in $Gd_2Ti_2O_7$ during heavy-ion irradiation but does not suppress amorphization (6). Similarly, despite its fluorite structure type, $CaPuTi_2O_7$ readily amorphizes at similar low doses from alpha decay of plutonium (8). Therefore, the critical parameter for radiation resistance may not be the fluorite structure type, as Sickafus *et al.* suggest, but rather the energy barriers to damage recovery.

In contrast to the behavior of $Gd_2Ti_2O_7$, we have demonstrated the systematic increase in radiation resistance as Zr is substituted for Ti. Under repository conditions, $Gd_2Zr_2O_7$ containing 10 weight percent plutonium-239 (half-life of 24,100 years) will be radiation resistant for at least 30 million years, whereas $Gd_2Ti_2O_7$ will completely amorphize in less than 800 years (1).

William J. Weber

Pacific Northwest National Laboratory, Richland, WA 99352, USA. E-mail: bill.weber@pnl.gov

Rodney C. Ewing

Department of Nuclear Engineering and Radiological Sciences, University of Michigan, Ann Arbor, MI 48109, USA. E-mail: rodewing@umich.edu

References and Notes

1. S. X. Wang *et al.*, *J. Mater. Res.* **14**, 4470 (1999).
2. S. X. Wang *et al.*, *Mater. Res. Soc. Symp. Proc.* **540**, 355 (1999).

3. W. J. Weber, J. W. Wald, H. Matzke, *J. Nucl. Mater.* **138**, 196 (1986).
4. G. R. Lumpkin and R. C. Ewing, *Phys. Chem. Miner.* **16**, 2 (1988).
5. W. J. Weber, *Nucl. Instrum. Methods Phys. Res. B* **166-167**, 98 (2000).
6. S. X. Wang *et al.*, *Nucl. Instrum. Methods Phys. Res. B* **169**, 135 (2000).
7. B. D. Begg *et al.*, in *Environmental Issues and Waste Management Technologies in the Ceramic and Nuclear Industries V*, *Ceramics Transactions*, Vol. 107, G. T. Chandler and X. Feng, Eds. (American Ceramic Society, Westerville, OH, 2000), pp. 553-560.
8. F. W. Clinard Jr. *et al.*, *J. Nucl. Mater.* **126**, 245 (1984).
9. Sponsored by the U.S. Department of Energy, Office of Basic Energy Sciences, Division of Materials Sciences.

CORRECTIONS AND CLARIFICATIONS

Pathways of Discovery: "One hundred years of quantum physics" by D. Kleppner and R. Jackiw (11 Aug., p. 893). On page 895, Lord Rayleigh, not Lord Kelvin, wrote a letter to Niels Bohr regarding Bohr's 1913 paper. The top photo on page 897 was incorrectly credited: it should have been credited to A. Zeilinger, *Rev. Mod. Phys.* **71**, S288 (1999). And co-author R. Jackiw is the Jerrold Zacharias (not "Jacharias") Professor of Physics at the Massachusetts Institute of Technology.

Table of Contents: Photo titled "Modern glacial retreat" (14 Jul., p. 208). Credit for the

photo, a view from the summit of Mt. Gould of the remnants of Grinnell Glacier in Glacier National Park, Montana, was not provided. The photo was supplied courtesy of Daniel B. Fagre of the U.S. Geological Survey.


News Focus: "Biotech research proves a draw in Canada" by Anne Simon Moffat (30 June, p. 2308). The first item, "Making plants more stress tolerant," incorrectly stated that Peter Steponkus used one of the transcription factor genes identified by Kazuko Yamaguchi-Shinozaki and Kazuo Shinozaki to transform *Ara-bidopsis* plants. Instead, he used plants transformed by the Shinozakis for his experiments.

Report: "Uninterrupted MCM2-7 function required for DNA replication fork progression" by K. Labib *et al.* (2 June, p. 1643). The URL cited in note 11 for the location of supplementary data at Science Online is incorrect. The correct URL is www.sciencemag.org/feature/data/1048585.shl


Policy Forum: "A nuclear solution to climate change?" by W. C. Sailor *et al.* (19 May, p. 1177). In the accompanying table, the units for the entry "Total per capita," referring to energy consumption, should have been GJ/year, not EJ/year.

Drug Discovery Technology


the Experience



DOUGLAS



LEY



VENTER

Experience Free Multi-media Presentations from J. Craig Venter, Frank Douglas and Steven Ley Online!


Who: VIPs from around the world of drug discovery

What: Multi-media broadcast of the keynote presentations from the Drug Discovery Technology 2000 World Congress, which recently took place in Boston.

Where: www.drugdisc.com/experience


When: Available now

Why: IBC's congress is the World's Drug Discovery Meeting Place





Over 4,000 attendees and 250 exhibitors!

Mark Your Calendar
DDT 2001
August 13-17, 2001
Boston, MA



experience sponsors:

www.drugdisc.com/experience

Circle No. 50 on Readers' Service Card