

curred later in the Cretaceous on certain land masses. Our observation is in concert with, but not the same as, previous evidence for a land connection between Gondwana and Laurasia during the Lower Cretaceous, such as the supposed shared presence of a particular ornithischian genus (6) or of particular families in Cretaceous faunas from Africa, Europe, and North America (7).

P. C. Sereno

J. A. Wilson

H. C. E. Larsson

Department of Organismal Biology  
and Anatomy, University of Chicago,  
1027 East 57 Street,  
Chicago, IL 60637, USA

D. B. Dutheil

48, rue de la Rouchefoucauld,  
75009 Paris, France

H.-D. Sues

Department of Vertebrae Palaeontology,  
Royal Ontario Museum,  
Toronto, Ontario M5S 2C6, Canada


#### References

1. E. Stromer, *Abh. Kgl. Bayer. Akad. Wiss., Math.-phys. Kl.* **28**, 1 (1915); *Abh. Bayer. Akad. Wiss., Math.-naturwiss. Abt., N.F.* **22**, 1 (1934).
2. P. Taquet, *Cah. Paléontol.* **1**, 1 (1976).
3. L. L. Jacobs, D. A. Winkler, W. R. Downs, E. M. Goman, *Palaeontology* **36**, 523 (1993).

4. A. F. de Lapparent, *Mém. Soc. Géol. France (n.s.)* **88A**, 1 (1960).
5. E. Buffetaut and J. Le Loeuff, *Cretaceous Res.* **12**, 159 (1991); E. Buffetaut and J.-C. Rage, in *The Africa-South America Connection*, W. George and R. Lavocat, Eds. (Clarendon Press, Oxford, 1993), pp. 87-99.
6. P. M. Galton and P. Taquet, *Géobios (Lyon)* **15**, 147 (1982).
7. J. Le Loeuff, *Cretaceous Res.* **12**, 93 (1991).

#### Crankcase Art?

Figures published in *Science* have frequently been an inspiration for my paintings, but



Which is art? Left, Guinier-Preston zones; right, Mondrian's *Church Façade*.

when I scanned the already eye-catching report by F. W. Gayle and M. Goodway about the aluminum alloy of the Wright brothers' aircraft (11 Nov., p. 1015), I was astonished to see a pattern in figure 2B (p. 1016) that depicted 20-nanometer Guinier-Preston zones which was reminiscent of Piet Mondrian's paintings *Church Façade* and *Color Planes in Oval*. Life imitating art?

Debra Jan Bibel

Department of Dermatology,

School of Medicine,

University of California,



San Francisco, CA 94143-0517, USA

#### Corrections and Clarifications

In the letter from Howard B. Umnovitz and Roy W. Stevens (3 Mar., p. 1249), the third sentence should have read, "First, they can not only invite, but actively solicit, new ideas and alternative lines of inquiry."

In figure 1D (p. 680) of the report "Genetic decreases in atrial natriuretic peptide and salt-sensitive hypertension" by Simon W. M. John *et al.* (3 Feb., p. 679), the size bars to the right and left of the Southern blot were not correctly aligned in relation to the dark bands.

# NEW! EndNote Plus 2.0



## Bibliographies made easy!

More than 75,000 researchers use EndNote to create bibliographies and organize references. Now version 2 makes this even easier with great new features such as term lists, new search options, and 240 journal styles! And to make it even easier, EndLink lets

you import references from more than 100 sources without typing a word!

Niles & Associates, Inc.  
800 Jones Street  
Berkeley, CA 94710

Voice: 800-554-3049  
Fax: 510-559-8683  
email: endnote@aol.com

Mail to Niles & Associates, Inc., 800 Jones St., Berkeley, CA 94710

☐ Yes! send me information about EndNote for...

☐ Mac Version 2.0

☐ Windows Under Development

☐ DOS Version 1.3.3 2.0 not available

Name \_\_\_\_\_

Address \_\_\_\_\_

City/State/Zip \_\_\_\_\_