

GENSET

the unique source
for guaranteed oligos

Automated DNA plant

range of synthesizers
capacity > 300 oligos/day

+

Total quality

E-mail direct ordering
bar-code sequences follow-up
robots for post-synthesis steps
highest quality controls

=

Guaranteed oligos

unpurified oligos
fully deprotected
fully desalted
PAGE controlled
delivered dosed
ready to use
sequence guaranteed

in 2 days
from \$2.5 to \$4.0/base

GENSET CORP.

505 Coast Blvd South, La Jolla CA 92037

For enquiries

West: 800 995 0308 East: 800 892 1956

(Europe & Asia: 33 (1) 43 56 59 00)

To order

Fax: 800 551 5291

E-mail: oligos@gensetlj.com



general public. Only by protecting fossil vertebrates from loss to our public domain can we ensure that the vital information locked within them will be investigated by the academicians who are trained to do so.

Michael O. Woodburne

Society of Vertebrate Paleontology, and
Department of Earth Sciences,
University of California,
Riverside, CA 92521-0423

Ice Man's Fungi: Discussion Rekindled

I write in response to the letters of Horst Seidler (18 Dec. 1992, p. 1868) and Michael Grant and Norris Denman (9 Apr. 1993, pp. 146 and 147) concerning the fungi found with the ice man. Only one of the two pieces of polypore has been identified so far as *Piptoporus betulinus* (1). This species contains the antibacterial "polyporenic acid C" (2), not, as Seidler suggests, agaric acid. The latter is a typical product of *Laricifomes officinalis*, another nonagaric fungus "endowed with the most astonishing medicinal virtues" (3) that was used in folk medicine, even by the ancient Greeks and Romans (4).

Grant's creative statement that the Tyrolean man was "well equipped for collecting insects or sharpening knives" deserves to be completed. The fruiting bodies of *P. betulinus* were also used for the manufacture of drawing charcoal (5), whereas an Australian podiatrician reports having packed it behind ingrowing toenails with "excellent results" (8).

As to the question of whether or not the ice man used the birch polypore "as fire-starting tinder," an additional third fungal material reveals more information: among the equipment found in his leather bag (including several flint objects) was a large amount of mysterious black stuff. At first it was thought to be part of a prehistoric repair kit (8), but this black stuff has now been clearly identified as "classical tinder." It consists of loosely interwoven context hyphae of the "true tinder bracket" (*Fomes fomentarius*) still containing traces of pyrite (9). The tissue does not show the compactness of the native fungal trama. It gives the impression of having been treated mechanically in some way. Consequently, we have to assume that the two other pieces of polypore, each mounted separately on a leather strap, served some purpose other than making fire.

Reinhold Pöder

Institut für Mikrobiologie,
Leopold-Franzens-Universität,
A-6020 Innsbruck, Austria

References

1. R. Pöder, U. Peintner, T. Pümpel, *Bericht über das Internationale Symposium "Der Mann im Eis—Ein Fund aus der Steinzeit Tirols"*, Innsbruck, Austria, 3 to 5 June 1992, K. Spindler, Ed. (Veröffentlichungen der Universität Innsbruck, 1992), vol. 187, pp. 313–319.
2. J. H. Birkinshaw, E. N. Morgan, P. K. Findlay, *Biochem. J.* **50**, 509 (1952).
3. A. H. R. Buller, *Trans. Brit. Mycol. Soc.* **5**, 21 (1914).
4. R. A. Blanchette, B. D. Compton, N. Y. Turner, R. L. Gilbertson, *Mycologia* **84**, 119 (1992).
5. A. S. Bondartsev, *The Polyporaceae of the European USSR and Caucasus*, E. Rabinovitz, Ed. (Keter, Jerusalem, 1971), p. 266.
6. R. N. Hilton, *Mycologist* **21**, 121 (1987).
7. A. Lippert and K. Spindler, *Archeol. Österr.* **2**, 11 (1991).
8. F. Sauter and H. Stachelberger, *Bericht über das Internationale Symposium "Der Mann im Eis—Ein Fund aus der Steinzeit Tirols"*, Innsbruck, Austria, 3 to 5 June 1992, K. Spindler, Ed. (vol. 187, Veröffentlichungen der Universität Innsbruck, 1992), pp. 442–453; R. Pöder, T. Pümpel, U. Peintner, *Der Mann im Eis*, K. Spindler, Ed., vol. 2, in press.

Manson Crater Extinctions

Richard Kerr (Research News, 29 Oct., p. 659) exonerates the cometary impact that produced the Manson Crater in Iowa (and was formerly suspected of having caused the extinction of the dinosaurs) of "global mayhem." However, it may well have produced mayhem on a subcontinental scale. The Manson impact-generated tsunami deposit [Crow Creek Member, Pierre Shale (1)] separates strata containing assemblages characteristic of different North American marine vertebrate "ages" (Niobraran and Navesinkan) with their distinctive mosasaurs (2). Vertebrate remains in continental strata, deposited along the western border of the Cretaceous interior seaway shortly before and after the Manson tsunami, also belong to separate North American land mammal "ages" (Aquilan and Judithian) and reflect genus-level changes in crocodiles, dinosaurs, and mammals (3). It seems likely that local vertebrate faunas were badly disturbed by the Manson impact and that taxa which were exterminated were replaced by immigrants from beyond North America. More problematic is the finding that post-Manson survivors from the subcontinent bordering the eastern edge of the seaway show abundance patterns differing from those of their western contemporaries (4), perhaps because Asian/western immigrants were blocked by the seaway.

A study of the paleontological record associated with the Manson crater will help to reveal the lethal effects of bolide impacts of differing energies.

Dale A. Russell

Canadian Museum of Nature,
Post Office Box 3443, Station "D,"
Ottawa, Ontario K1P 6P4, Canada

References

1. G. A. Izett *et al.*, *Science* **262**, 729 (1993).
2. D. A. Russell, *Yale Univ., Peabody Mus. Nat. Hist. Bull.* **23**, 210 (1967); *Tyrrell. Mus. Palaeontol. Occas. Pap.* **4** (1988).
3. J. R. Horner, *Montana Geol. Soc. 1984 Field Conf.* (1984); J. A. Lillegraven and M. C. McKenna, *Am. Mus. Novitates* **2840** (1986); X. C. Wu and D. B. Brinkman, *J. Vertebr. Paleontol.* **13**, 153 (1993).
4. B. S. Grandstaff and D. C. Parris, *J. Vertebr. Paleontol.* **13** (no. 3, Suppl.), 38 (1993).

Language and Math

Items such as 'Language may give Chinese an edge in math' (Random Samples, 29 Oct., p. 651) lend respectability to linguistically and scientifically unsound speculation. Chinese children, it is hypothesized are better at math because the words for the numerals are shorter than they are in English. Language has nothing to do with it. As a psycholinguist who specializes in Chinese, I must point out that Russian and Japanese children's math scores knock the socks off those of U.S. children. Yet their numerals are much longer than in English ("one, two, three, four, five, six" in Russian are pronounced "odin, dva, tri, chyetiri, pyat, shest" and in Japanese, "iti, ni, san, si, go, roku"). In addition,

Chinese has no grammar for singular or plural; one says the equivalent of "Mimi have three pen." If language affected arithmetic, Chinese children should do worse, not better.

Mary S. Erbaugh


Center for Asian and Pacific Studies,
University of Oregon, Eugene, OR 97403

Corrections and Clarifications

Note 29 on page 1175 of the report "Lack of N regions in antigen receptor variable region genes of TdT-deficient lymphocytes" by T. Komori *et al.* (27 Aug., p. 1171) should have included the information that the murine TdT clone used in that study was obtained from N. R. Landau, as described in a 1987 paper by N. R. Landau, D. G. Schatz, M. Rosa, and D. Baltimore [*Mol. Cell. Biol.* **7**, 3237 (1987)] (reference 13 of the report by Komori *et al.*).

Note 21 on page 1178 of the report "Mice lacking TdT: Mature animals with an immature lymphocyte repertoire" by S. Gilfillan *et al.* (27 Aug., p. 1175) should have included the information that the cDNA sequence of mouse TdT was initially obtained by the authors from the European Molecular Biology Laboratory (accession number X04123), given in a 1986 paper by O. Koiwai, T. Yokota, T. Kageyama, T. Hirose, S. Yoshida, and K. Arai [*Nucleic Acids Res.* **14**, 5777 (1986)].

We'll Help You Build A New Lab



Let the free Science product information service put you in touch with the vendors whose products you will need.

Simply write us a letter stating the specifics about your proposed lab and the instruments and supplies you need. We will do the rest. Write to:

SCIENCE Magazine
New Lab Service Department
1333 H Street, N.W., Rm 830
Washington, DC 20005

The Global Weekly of Research
SCIENCE

SIMPLE, YET ELEGANT.

MP-85

A classic Huxley type micromanipulator design offering stable, drift free operation for patch clamp and intracellular recordings.

Ultrafine movement has zero backlash.

Ultrafine (Huxley) resolution is 0.2 microns.

Coarse travel:

X - 37 mm

Y - 20 mm

Z - 26 mm

Construction is of solid brass with chrome plating. Mounted on a precision stainless steel rotating base featuring a positive stop and lock.



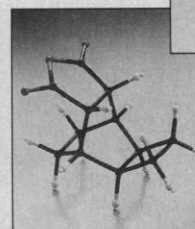
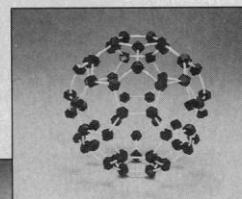

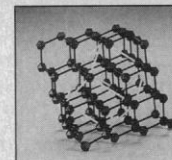

Sutter Instrument Company

40 Leveroni Court, Novato, CA 94949 Ph: (415) 883-0128 Fax: (415) 883-0572

Circle No. 22 on Readers' Service Card

HGS MOLECULAR STRUCTURE MODEL

Organic, Inorganic, Crystals, Zeolites, Biochemistry / Student, Researcher, Lecturer, etc.



For general catalog ordering information

MARUZEN CO. LTD. Intl Div. Export Dept

PO Box 5050, Tokyo International, 100-31 JAPAN
Fax: (03)3274-2270 Phone: (03)3278-9223

Circle No. 23 on Readers' Service Card