

ter wires near the residence, and so forth). We made numerous measurements to verify that those configurations were in fact associated with especially high magnetic fields. We found such configurations unusually often at the homes that cancer patients had occupied.

NANCY WERTHEIMER
Department of Preventive Medicine and
Biometrics, University of Colorado
Health Sciences Center,
Denver 80262

ED LEEPER
Salina Star Route,
Boulder, Colorado 80302

References

1. N. Wertheimer and E. Leeper, *Am. J. Epidemiol.* 109, 273 (1979).
2. —, *Int. J. Epidemiol.* 11, 345 (1981).
3. L. Tomenius, L. Hellstrom, B. Enander, paper presented at the International Symposium on Occupational Health and Safety in Mining and Tunnelling, Prague, 1982.

Mass Mortalities of Coral Reef Organisms

Corals and sea urchins are dying in large numbers in the Pacific Ocean and in the Caribbean Sea, respectively. In the Gulf of Chiriqui, on the Pacific side of Panama, we first noticed extensive bleaching (loss of zooxanthellae) and coral mortality in March 1983 (1). This occurred to a depth of 12 meters and on some reefs reduced coral cover to 10 percent of its previous levels. This disturbance also occurred in the Gulf of Panama in June, in Costa Rica in May (2), in Colombia in June (3), and in the Galápagos Islands in April (4). Massive coral death has also occurred in Moorea (5) and the Tokelau Islands (6) in the central Pacific and in Indonesia (7) and the Ryukyu Islands (8) in the western Pacific. Smaller scale bleaching and death of corals and other coelenterates, to a depth of 20 meters, has also been occurring in the Caribbean since June 1983. Affected areas include Panama, Costa Rica (9), Colombia (10), and Venezuela (11).

In the Caribbean Sea, populations of the ubiquitous and ecologically important (12) sea urchin species *Diadema antillarum* have also suffered mass mortalities. The first outbreak was noted near the Panama Canal in January 1983 (13); mortalities were observed in the San Blas Archipelago in April and at the Panama-Colombia border in June. They extended to Jamaica (14), the Cayman Islands (15), and Costa Rica (16) by July. In late July they occurred in the Florida

Keys (17), in mid-August in Santa Marta Bay, Colombia (18), and in late August in the Bahamas (19). In September they reached Bermuda (20). Populations of *D. antillarum* have been reduced to 2 percent of their past levels, but other species of sea urchins have remained unaffected. *Diadema mexicanum* in the eastern Pacific have been similarly unaffected.

At this point we do not know whether the bleaching of the coelenterates in both oceans and the mortality of *Diadema* in the Caribbean are related and whether they are direct or indirect consequences of the climatic changes associated with the 1982–1983 El Niño event (Research News, 2 Sept., p. 940). Important clues about the causes of this widespread mortality can be gained from knowledge of the geographical extent and timing of the outbreaks. We ask scientists in Caribbean and Pacific laboratories who may have noticed similar phenomena elsewhere to communicate with us.

H. A. LESSIOS

P. W. GLYNN

D. R. ROBERTSON




Smithsonian Tropical Research
Institute, Box 2072,
Balboa, Panama

References

1. P. W. Glynn, *Envir. Conserv.* 10, 149 (1983).
2. J. Cortes, Universidad de Costa Rica, personal communication.
3. H. von Prahl, Universidad del Valle, personal communication.
4. G. Robinson, Charles Darwin Research Station, Santa Cruz, Galápagos, personal communication.
5. B. Salvat, Laboratoire de Biologie Marine et Malacologie, Paris, personal communication.
6. G. H. Balazs, National Marine Fisheries Service, Honolulu, personal communication.
7. R. E. Cook, Bessindo pt agung, Jakarta, personal communication.
8. M. Yamaguchi, University of Ryukyu, personal communication.
9. A. Morales and J. Cortes, Universidad de Costa Rica, personal communication.
10. F. Duque and C. Gomez, Instituto Nacional de los Recursos Naturales Renovables y del Ambiente, Cartagena, personal communication.
11. T. Knipe, the Cousteau Society, personal communication.
12. P. W. Sammarco, *J. Exp. Mar. Biol. Ecol.* 65, 83 (1982); C. W. Stearn and T. P. Scoffin, *Proc. 3rd Int. Cor. Reef Symp.* 2, 471 (1977).
13. J. Burgett, Smithsonian Tropical Research Institute, Panama, personal communication.
14. J. Woodley and B. Keller, Discovery Bay Marine Laboratory, personal communication.
15. K. S. Gomez and J. Parsons, Cayman Department of Agriculture, Lands, and Natural Resources, personal communication.
16. M. Murillo, Universidad de Costa Rica, personal communication.
17. J. C. Halas and B. Cosey, Department of Natural Resources, State of Florida, Key Largo and Looe Key, personal communications.
18. A. A. Acero and S. Zea, Instituto de Investigaciones Marinas, Santa Marta, Colombia, personal communication.
19. G. B. Smith, Food and Agriculture Organization, United Nations, Nassau, personal communication; B. Blonder, Forfar Field Station, Andros Island, personal communication.
20. B. E. Luckhurst, Division of Fisheries, Bermuda, personal communication.

Erratum: In the letter by Peter S. Ashton *et al.* (28 Oct., p. 366), reference 2 was incorrect. It should have read, "E. Marshall, *Science* 221, 242 (1983)."

SCIENTIFIC INSTRUMENTS FOR BIOTECHNOLOGY RESEARCH



300nm DNA Transilluminators
UV Photographic
Documentation Systems
Kodak Autoradiography Film
DNA Sequencing Systems
DNA Sequencing Power Supplies
Polaroid Products and Films
CRT Hard Copy Images
Canon AE-1 Program Cameras
Color Correction
Photographic Filters

Write or call for our complete
catalog today. 1-800-DNA-FOTO.

FOTODYNE

16700 West Victor Road
New Berlin, WI 53151-0183 USA
414/786-9550 TELEX:26-0127