

mately lost because of a large magnetic disturbance that originated from an energetic flare on the sun or references to our descendants billions of years from now and their heroic efforts to maintain their civilization throughout the vicissitudes of the later evolution of the sun. Such an approach keeps the account of the subject from becoming overly pedantic, and the result is a very readable book.

The book begins with a description of the sun as an astronomical object. Stars are the fundamental building blocks of the astronomical universe. Fortunately the sun is quiet and well behaved compared with many of the more bombastic stars studied by astronomers. There is a chapter on the interior of the sun, including a discussion of the means we now have of "observing" the interior layers. This is a new and particularly exciting aspect of solar physics, and this account of the topic brings the reader up to the latest research results. A chapter on sunspots and solar activity is richly illustrated and presents the whole puzzling story of the 11-year solar activity cycle and its many fascinating aspects. The latest views on the mechanism of the activity cycle are discussed, and a thorough treatment of the "Maunder minimum"—the 70-year interval about 300 years ago when the activity cycle seemed to disappear—places this event in the context of other suspected long-term historic activity minima and maxima. The author also devotes a chapter to recent spacecraft observations of the sun, covering wavelength ranges that are inaccessible from the ground. Such observations have been productive and have brought about a whole new approach to problems such as the mystery of the heating of the solar corona.

One of the most interesting chapters deals with possible connections between the sun and the earth's climate. This is the first popular discussion I have seen of this topic, and Noyes handles what is in fact a very controversial subject fairly and objectively. This subject has been characterized at times by poor or incomplete statistical analyses to the extent that it was for a time not a "respectable" one to study. More recently interest has increased in sun-weather relations, especially after the demonstration of some irrefutable correlations, but a mechanism for a connection between the sun and the earth's climate still eludes us.

On the whole, there is a good balance in the book between the various aspects of solar research. One might wonder, however, why the author included a chapter on energy alternatives for the future of our civilization. The chapter is

an interesting essay on the subject, but even if solar energy generation is a viable long-term solution to the world's energy needs this topic really has nothing to do with the sun or solar research.

The book can be recommended for the reader who is curious about the astronomical universe. Those who follow the author in his careful explanation of the sun will be richly rewarded for their efforts.

ROBERT HOWARD

*Mount Wilson and Las Campanas
Observatories of the Carnegie
Institution of Washington,
Pasadena, California 91101*

Books Received

Alignment of Nematic Liquid Crystals and Their Mixtures. Jacques Cognard. Gordon and Breach, New York, 1982. vi, 78 pp., illus. Paper, \$27. *Molecular Crystals and Liquid Crystals* Supplement Series, 1.

America's Solar Potential. A National Consumer Study. Barbara Farhar-Pilgrim and Charles T. Unsell. Praeger, New York, 1982. xxiv, 440 pp. \$35. *Praeger Studies in Energy Conservation and Solar Energy.*

Aminoglycoside Antibiotics. H. Umezawa and I. R. Hooper, Eds. Springer-Verlag, New York, 1982. xvi, 368 pp., illus. \$100. *Handbook of Experimental Pharmacology*, vol. 62.

Analyse Transactionnelle et Soins Infirmiers. Georges Nizard. Mardaga, Brussels, 1982. 192 pp., illus. Paper, 490 BF. *Psychologie et Sciences Humaines*, 109.

Animal-Sediment Relations. The Biogenic Alteration of Sediments. Peter L. McCall and Michael J. S. Tevesz, Eds. Plenum, New York, 1982. xvi, 336 pp., illus. \$42.50. *Topics in Geobiology*, vol. 2.

Annual Review of Energy. Vol. 7. Jack M. Hollander, Harvey Brooks, and Melvin K. Simmons, Eds. Annual Reviews, Palo Alto, Calif., 1982. x, 434 pp., illus. \$22.

Applied Atomic Collision Physics. H. S. W. Massey, E. W. McDaniel, and B. Bederson, Eds. Vol. 3. Gas Lasers. E. W. McDaniel and William L. Nighan, Eds. Academic Press, New York, 1982. xiv, 472 pp., illus. \$67. *Pure and Applied Physics*, vol. 43-3.

Axoplasmic Transport and Its Relations to Other Nerve Functions. Sidney Ochs. Wiley-Interscience, New York, 1982. xviii, 462 pp., illus. \$52.50.

Basic Biology of Muscles. A Comparative Approach. Papers from a symposium, Woods Hole, Mass., Sept. 1981. Betty M. Twarog, Rhea J. C. Levine, and Maynard M. Dewey, Eds. Raven, New York, 1982. xviii, 406 pp., illus. \$70. *Society of General Physiologists Series*, vol. 37.

Basic Processes in Helping Relationships. Thomas Ashby Wills, Ed. Academic Press, New York, 1982. xxiv, 520 pp. \$39.50.

BASIC Stress Analysis. M. J. Iremonger. Butterworth, Boston, 1982. xii, 146 pp., illus. Paper, \$19.95.

Behavioral Treatment of Disease. Proceedings of a symposium, Porto Carras, Greece, June 1981. Richard S. Surwit, Redford B. Williams, Jr., Andrew Steptoe, and Robert Biersner, Eds. Plenum, New York, 1982. xii, 470 pp., illus. \$42.50. *NATO Conference Series III*, vol. 19.

Biotechnology. International Trends and Perspectives. Alan T. Bull, Geoffrey Holt, and Malcolm D. Lilly. Organisation for Economic Co-operation and Development, Paris, 1982 (U.S. distributor, OECD Publications and Information Center, Washington, D.C.). 86 pp. Paper, \$11.

The Birds of Africa. Vol. 1. Leslie H. Brown, Emil K. Urban, and Kenneth Newman. Illustrated by Martin Woodcock and Peter Hayman. Academic Press, New York, 1982. xiv, 522 pp. + plates. \$99.

The Bones of St. Peter. The First Full Account of the Search for the Apostle's Body. John Evangelist Walsh. Doubleday, Garden City, N.Y., 1982. xx, 196 pp., illus., + plates. \$15.95.

Brain Damage and Recovery. Research and Clinical Perspectives. Stanley Finger and Donald G. Stein. Academic Press, New York, 1982. xiv, 368 pp., illus. \$39.50.

British Nemerteans. Keys and Notes for the Identification of the Species. Ray Gibson. Published for the Linnean Society of London and the Estuarine and Brackish-water Sciences Association by Cambridge University Press, New York, 1982. vi, 212 pp., illus. \$32.50. *Synopsis of the British Fauna*, No. 24.

Chemical Carcinogenesis. Proceedings of an institute, Erice, Italy, Oct. 1981. Claudio Nicolini, Ed. Plenum, New York, 1982. xii, 492 pp., illus. \$59.50. *NATO Advanced Study Institutes Series A*, vol. 52.

Chemistry and Biology of β -Lactam Antibiotics. Vol. 3, The Biology of β -Lactam Antibiotics. Robert B. Morin and Marvin Gorman, Eds. Academic Press, New York, 1982. xvi, 424 pp., illus. \$64.

The Chemistry of Behavior. A Molecular Approach to Neuronal Plasticity. Stanislav Reisn and Jerome M. Goldman. Plenum, New York, 1982. xx, 602 pp., illus. \$55.

Classic Mineral Localities of the World. Asia and Australia. Philip Scalisi and David Cook. Van Nostrand Reinhold, New York, 1982. xx, 226 pp., illus. \$29.50.

Community Mental Health and Behavioral-Ecology. A Handbook of Theory, Research, and Practice. Abraham M. Jeger and Robert S. Slotnick, Eds. Plenum, New York, 1982. xxx, 510 pp. \$37.50.

The Competitive Status of the U.S. Auto Industry. A Study of the Influences of Technology in Determining International Industrial Competitive Advantage. National Academy Press, Washington, D.C., 1982. xiv, 204 pp., illus. Paper, \$13.95.

Concepts of Person. Kinship, Caste, and Marriage in India. Papers from a conference, Cambridge, Mass., Dec. 1976. Akos Östör, Lina Fruzzetti, and Steve Barnett, Eds. Harvard University Press, Cambridge, Mass., 1982. xvi, 272 pp., illus. \$35. *Harvard Studies in Cultural Anthropology*.

Conceptual Issues in Ecology. Esa Saarinen, Ed. Reidel, Boston, 1982 (distributor, Kluwer Boston, Hingham, Mass.). viii, 376 pp. Paper, \$15.95. Reprinted from *Synthese*, vol. 43 (1980).

Conflict Between Energy and Urban Environment. Consolidated Edison Versus the City of New York. Regina Axelrod. University Press of America, Lanham, Md., 1982. xii, 202 pp. Cloth, \$23; paper, \$10.75.

Conflicts over Resource Ownership. The Use of Public Policy by Private Interests. Albert M. Church. Lexington (Heath), Lexington, Mass., 1982. xii, 244 pp. \$24.95. Books from the Lincoln Institute of Land Policy.

Conservation of Water and Related Land Resources. Peter E. Black. Praeger, New York, 1982. xxii, 212 pp. \$25.95.

Contemporary Heterocyclic Chemistry. Syntheses, Reactions, and Applications. George R. Newkome and William W. Paudler. Wiley-Interscience, New York, 1982. x, 422 pp., illus. \$39.50.

Contexts for Prehistoric Exchange. Jonathon E. Ericson and Timothy K. Earle, Eds. Academic Press, New York, 1982. xvi, 324 pp., illus. \$34.50. *Studies in Archaeology*.

Control of Pig Reproduction. Papers from a school, Nottingham, England. D. J. A. Cole and G. R. Foxcroft, Eds. Butterworth, Boston, 1982. x, 664 pp., illus. \$99.95.

Coping with Sudden Infant Death. John DeFrain, Jacque Taylor, and Linda Ernst. Lexington (Heath), Lexington, Mass., 1982. x, 116 pp. \$17.95.

The Creation Controversy. Science or Scripture in the Schools. Dorothy Nelkin. Norton, New York, 1982. 242 pp. \$16.95. Revision of a 1977 book.

The Creative Explosion. An Inquiry into the Origins of Art and Religion. John E. Pfeiffer. Harper and Row, New York, 1982. xviii, 270 pp., illus., + plates. \$29.95.

Cryptogams. Cyanobacteria, Algae, Fungi, Lichens. Textbook and Practical Guide. Karl Esser. Translated from the German edition (Berlin, 1976) by Michael G. Hackston and John Webster. Cambridge University Press, New York, 1982. xii, 610 pp., illus. \$74.50.

Cryptography. A New Dimension in Computer Data Security. A Guide for the Design and Implementation of Secure Systems. Carl H. Meyer and Stephen M. Matyas. Wiley-Interscience, New York, 1982. xxvi, 756 pp., illus. \$39.95.

The Cult of the Atom. The Secret Papers of the Atomic Energy Commission. Daniel Ford. Simon and Schuster, New York, 1982. 274 pp., illus. \$13.95.

Developmental Biology of *Physarum*. Helmut W. Sauer. Cambridge University Press, New York, 1982. viii, 238 pp., illus. \$59.50. *Developmental and Cell Biology Series*, 11.

Diagnostic Electron Microscopy. Jan Vincents Johannessen with the cooperation of Manuel Sobrinho-Simões. Hemisphere, Washington, D.C., and McGraw-Hill, New York, 1982. viii, 210 pp., illus. \$34.50.

Diagnostic Virology. Illustrated by Light and Elec-

(Continued on page 1456)

Buy four, get one more.



Save two ways when you switch to Brockway® culture tubes.

Make your next order Brockway culture tubes and save twice.

Based on manufacturers' retail prices, our high quality, flint-glass culture tubes are already 20% less than borosilicates. And now through June 30, 1983, we can save you an additional 20% on the three most popular sizes: 10x75mm, 12x75mm, and 13x100mm. For every four cases you buy, the fifth one is free.

From tissue culturing to chemical determination, Brockway culture tubes give quality performance. In fact, millions of our tubes are used every year in American Monitor's KDA® Automatic Analyzers with excellent results. Unconditionally guaranteed because they work.

To try this intelligent, money-saving alternative to borosilicates, contact your laboratory equipment supplier or Brockway for the name of a distributor in your area.

Free Catalog

For your copy of our catalog, contact Brockway, Tubular Products Division, Parkersburg, WV 26101; (304) 295-9311.

Brockway
Tubular Products Division

Quality labware at competitive prices.

Circle No. 318 on Readers' Service Card

BOOK REVIEWS

(Continued from page 1420)

tron Microscopy. G. D. Hsiung. Yale University Press, New Haven, Conn., ed. 3, 1982. xxiv, 276 pp. \$25.

A **Dictionary of Chromatography**. R. C. Denney. Wiley-Interscience, New York, ed. 2, 1982. xiv, 230 pp., illus. \$39.95.

Dictionary of New Information Technology. A. J. Meadows, M. Gordon, and A. Singleton. Kogan Page, London, and Nichols, New York, 1982. 206 pp., illus. \$27.50.

Disabled Persons and the Law. State Legislative Issues. Bruce Dennis Sales, D. Matthew Powell, Richard Van Duizend, and associates. Plenum, New York, 1982. xxii, 880 pp. \$75. Law, Society, and Policy, vol. 1.

A **Divided World**. Apinayé Social Structure. Roberto Da Matta. Translated from the Portuguese edition (1976) by Alan Campbell. Harvard University Press, Cambridge, Mass., 1982. xiv, 186 pp., illus. \$40. Harvard Studies in Cultural Anthropology.

Dollars and Scholars. An Inquiry into the Impact of Faculty Income upon the Function and Future of the Academy. Robert H. Linnell, Ed. University of Southern California Press, Los Angeles, 1982. x, 142 pp. Cloth, \$12; paper, \$8.

Effects of Chronic Exposures to Pesticides on Animal Systems. Janice E. Chambers and James D. Yarbrough, Eds. Raven, New York, 1982. xii, 250 pp., illus. \$55.

Engineering Design for Performance. Keith Sherwin. Horwood, Chichester, England, and Halsted (Wiley), New York, 1982. 162 pp., illus. \$49.95. Ellis Horwood Series in Engineering Science.

Entropy Generation Through Heat and Fluid Flow. Adrian Bejan. Wiley-Interscience, New York, 1982. xvi, 248 pp., illus. \$39.95.

Environmental Health Management after Natural Disasters. Pan American Health Organization, Washington, D.C., 1982. x, 58 pp., illus. Paper, \$6. Scientific Publication No. 430.

Epidemiologic Reviews. Vol. 4. Neal Nathanson and Leon Gordis, Eds. Johns Hopkins University Press, Baltimore, 1982. vi, 218 pp., illus. \$15.

The Evaluation of Beta Blocker and Calcium Antagonist Drugs. Proceedings of a symposium, Philadelphia, Oct. 1981. Joel Morganroth and E. Neil Moore, Eds. Nijhoff, The Hague, 1982 (U.S. distributor, Kluwer Boston, Hingham, Mass.). x, 410 pp., illus. \$49.95. Developments in Cardiovascular Medicine, vol. 18.

Evaluation of Methods of Treatment and Diagnostic Procedures in Cancer. T. B. Grage and nine others. International Union Against Cancer, Geneva, 1982 (distributor, Hans Huber, Bern). vi, 146 pp. Paper, \$12. UICC Technical Report Series, vol. 70. Studies Conducted by the Project on Controlled Therapeutic Trials (1978-1982).

Formation of Planetary Systems. Formation des Systèmes Planétaires. Papers from a school, Grasse, France, Aug. 1980. A. Brahic, Ed. Cepadues, Toulouse, France, 1982. 894 pp., illus. 295 F.

Gaucher Disease. A Century of Delineation and Research. Proceedings of a symposium, New York, July 1981. Robert J. Desnick, Shimon Gatt, and Gregory A. Grabowski, Eds. Liss, New York, 1982. xxiv, 742 pp., illus. \$76. Progress in Clinical and Biological Research, vol. 95.

Gauge Theories and Experiments at High Energies. Proceedings of a summer school, St. Andrews, Scotland, Aug. 1980. K. C. Bowler and D. G. Sutherland, Eds. Scottish Universities Summer School in Physics (University of Edinburgh Department of Physics), Edinburgh, 1981. xxii, 620 pp., illus. £20.

Gel Electrophoresis of Nucleic Acids. A Practical Approach. D. Rickwood and B. D. Hames, Eds. IRL Press, Washington, D.C., 1982. xvi, 242 pp., illus. Paper, \$18.

General Climatology. Howard J. Critchfield. Prentice-Hall, Englewood Cliffs, N.J., ed. 4, 1983. x, 454 pp., illus. \$26.95.

General Processes of Radiotracer Localization. Leopold J. Anghileri, Ed. CRC Press, Boca Raton, Fla., 1982. Two volumes. Vol. 1. xiv, 258 pp., illus. \$78. Vol. 2. xiv, 256 pp., illus. \$73.50. CRC Series in Radiotracers in Biology and Medicine.

General Relativity. An Introduction to the Theory of the Gravitational Field. Hans Stephani. Translation from the German edition (Berlin, 1980) by Martin Pollock and John Stewart. John Stewart, Ed. Cambridge University Press, New York, 1982. xvi, 298 pp., illus. \$49.50.

General Relativity and Matter. A Spinor Field Theory from Fermis to Light-Years. Mendel Sachs. Reidel, Boston, 1982 (distributor, Kluwer Boston, Hingham, Mass.). xx, 208 pp. \$39. Fundamental Theories of Physics.

The Genesis and Evolution of Time. A Critique of

Interpretation in Physics. J. T. Fraser. University of Massachusetts Press, Amherst, 1982. xiv, 206 pp., illus. \$20.

Genetic Takeover and the Mineral Origins of Life. A. G. Cairns-Smith. Cambridge University Press, New York, 1982. x, 478 pp., illus. \$29.95.

Genetic Toxicology. An Agricultural Perspective. Proceedings of a symposium, Davis, Calif., Nov. 1981. Raymond A. Fleck and Alexander Hollaender, Eds. Plenum, New York, 1982. x, 550 pp., illus. \$65. Basic Life Sciences, vol. 21.

Getting Pregnant in the 1980s. New Advances in Infertility Treatment and Sex Preselection. Robert H. Glass and Ronald J. Ericsson. University of California Press, Berkeley, 1982. xvi, 164 pp., illus. \$10.95.

Green Planet. The Story of Plant Life on Earth. David M. Moore, Ed. Cambridge University Press, New York, 1982. 288 pp., illus. \$27.50.

Growth and Regeneration of Axons in the Nervous System. Papers from a congress, Hamburg, Sept. 1981. M. Berry, Ed. Karger, Basel, 1982. vi, 126 pp., illus. \$68.50. Bibliotheca Anatomica, No. 23.

Growth of Cells in Hormonally Defined Media. Papers from a conference. Gordon H. Sato, Arthur B. Pardee, and David A. Sirbasku, Eds. Cold Spring Harbor Laboratory, Cold Spring Harbor, N.Y., 1982. Two volumes. xlviii, 1214 pp., illus. \$140. Cold Spring Harbor Conferences on Cell Proliferation, vol. 9.

Guidelines for a Voluntary Cancer Organization. Papers from a workshop, Geneva, Nov. 1981. M. A. Wood, Ed. International Union Against Cancer, Geneva, 1982 (distributor, Hans Huber, Bern). x, 162 pp., Paper, \$14. UICC Technical Report Series, vol. 65.

Histocompatibility Antigens. Structure and Function. P. Parham and J. Strominger, Eds. Chapman and Hall, London, 1982 (U.S. distributor, Methuen, New York). xii, 246 pp. \$55. Receptors and Recognition, Series B, vol. 14.

An Immodest Agenda. Rebuilding America before the Twenty-First Century. Amitai Etzioni. McGraw-Hill, New York, 1982. xiv, 418 pp. \$26.95.

Immunobiology of Proteins and Peptides—II. Proceedings of a symposium, Tahoe City, Calif., Sept. 1982. M. Z. Atassi, Ed. Plenum, New York, 1982. viii, 230 pp., illus. \$35. Advances in Experimental Medicine and Biology, vol. 150.

Information Technology. Innovations and Applications. Bernard S. Sheehan, Ed. Jossey-Bass, San Francisco, 1982. viii, 122 pp. Paper, \$7.95. New Directions for Institutional Research, No. 35.

Interfacing to Microprocessors and Microcomputers. Owen Bishop. Newnes Technical Books (Butterworths), Woburn, Mass., 1982. viii, 148 pp., illus. Paper, \$12.50.

International Review of Cytology. Vol. 78. G. H. Bourne, J. F. Danielli, and K. W. Jeon, Eds. Academic Press, New York, 1982. viii, 372 pp., illus. \$49.50.

Interpersonal Communication in Organizations. Rudi Klauß and Bernard M. Bass. Academic Press, New York, 1982. xii, 232 pp., illus. \$23. Organizational and Occupational Psychology.

Introduction to Computer Architecture and Organization. Harold Lorin. Wiley-Interscience, New York, 1982. xiv, 312 pp., illus. \$25.

Introduction to Differential Topology. Th. Bröcker and K. Jänich. Translated from the German edition (Berlin, 1973) by C. B. and M. J. Thomas. Cambridge University Press, New York, 1982. viii, 160 pp., illus. Cloth, \$27.50; paper, \$11.95.

An Introduction to Gauge Theories and the 'New Physics'. Elliot Leader and Enrico Predazzi. Cambridge University Press, New York, 1982. xiv, 498 pp., illus. Cloth, \$65; paper, \$27.50.

Invented Worlds. The Psychology of the Arts. Ellen Winner. Harvard University Press, Cambridge, Mass., 1982. xvi, 432 pp., illus. \$25.

In Vivo Immunology. Histophysiology of the Lymphoid System. Proceedings of a conference, Groningen, Netherlands, June 1981. Paul Nieuwenhuis, A. A. van den Broek, and M. G. Hanna, Jr., Eds. Plenum, New York, 1982. xx, 852 pp., illus. \$95. Advances in Experimental Medicine and Biology, vol. 149.

Legal Protection for Microbiological and Genetic Engineering Inventions. Roman Saliwanchik. Addison-Wesley Advanced Book Program, Reading, Mass., 1982. xvi, 256 pp., illus. \$34.95. Biotechnology Series.


Legislative Action to Combat the World Smoking Epidemic. Ruth Roemer. World Health Organization, Geneva, 1982 (U.S. distributor, WHO Publications Centre USA, Albany, N.Y.). 132 pp. Paper, \$8.50.

Libraries and Librarians in an Age of Electronics. F. W. Lancaster. Information Resources Press, Arlington, Va., 1982. x, 230 pp. \$22.50.

Life Itself. Its Origin and Nature. Francis Crick. Simon and Schuster, New York, 1982. 192 pp. Paper, \$4.95. Reprint of the 1981 edition. A Touchstone Book.

Advertisement

Luminescence News



Bioluminescence Photometer for Clinical and Biomedical Assays

The Model 20 Photometer/Luminometer features rapid warm-up, stable, drift-free operation with microprocessor control and digital readout, and is computer compatible. The Model 20's shutter automatically protects the photomultiplier. Easy sample handling increases assay throughput. The flexible sample holder accepts tubes, vials or special cells up to 28 mm in diameter. Modular accessories are designed for future system expansion. Applications include ATP assay, H_2O_2 measurement, phagocytosis and immunoassay. Circle 329

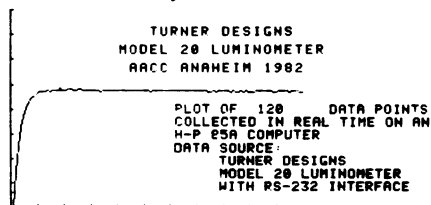
ATP Reagents

Luminescence Grade reagents are specific for ATP and feature steady light output with low blank. Sensitivity limit of 0.1 pg ATP permits detection of one to ten yeast cells or less than one thousand bacteria. Circle 330



Luminescence Booklist

Ten books and reprints covering bio- and chemiluminescence include three on bacterial detection and three on clinical and biomedical assays. Circle 331



Free ATP Measurement Protocol

ATP Reagents Bulletin 204 describes proper reagent storage and preparation, photometer calibration, ATP assays and analyses, and interference correction. Sample protocols for direct and internal standard analysis, filtration and result interpretation are discussed. This eight-page bulletin is a handy laboratory reference. Circle 332

Circle (all) 333

Clip and mail for fast response.

Turner Designs, 2247 Old Middlefield Way
Mountain View, CA 94043-2489
Call (415) 965-9800

Managing the Large Organization. Issues, Ideas, Precepts, Innovations. David S. Brown. Lomond Books, Mt. Airy, Md., 1982. x, 308 pp. \$27.50.

Managing the Ocean Resources of the United States. The Role of the Federal Marine Sanctuaries Program. Daniel P. Finn. Springer-Verlag, New York, 1982. x, 194 pp., illus. Paper, \$16. Lecture Notes in Coastal and Estuarine Studies, 2.

Manufacturing Analysis for Productivity and Quality/Cost Enhancement. Norbert L. Enrick. Industrial Press, New York, ed. 2, 1983. x, 150 pp., illus. \$22.95.

Mass Spectrometry for Chemists and Biochemists. M. E. Rose and R. A. W. Johnstone. Cambridge University Press, New York, 1982. xvi, 308 pp., illus. Cloth, \$49.50; paper, \$19.95. Cambridge Texts in Chemistry and Biochemistry.

Mathematical Structures for Computer Science. Judith L. Gersting. Freeman, San Francisco, 1982. xii, 426 pp., illus., + appendix. \$22.50.

The Mathematics of Finite Elements and Applications IV. MAFELAP 1981. Papers from a conference, Uxbridge, England, Apr. 1981. J. R. Whiteman, Ed. Academic Press, New York, 1982. xvi, 556 pp., illus. \$40.50.

Medical Nemesis. The Expropriation of Health. Ivan Illich. Pantheon, New York, 1982. viii, 296 pp. Paper, \$5.95. Reprint of the 1976 edition.

Membranes and Genetic Disease. Proceedings of a conference, Minneapolis, Oct. 1981. John R. Sheppard, V. Elving Anderson, and John W. Eaton, Eds. Liss, New York, 1982. xviii, 404 pp., illus. \$68. Progress in Clinical and Biological Research, vol. 97.

Membranes in Growth and Development. Proceedings of a conference, Crans-sur-Sierre, Switzerland, June 1981. Joseph F. Hoffman, Gerhard H. Giebisch, and Liana Bolis, Eds. Liss, New York, 1982. xx, 624 pp., illus. \$94. Progress in Clinical and Biological Research, vol. 91.

Methods in Cell Biology. Vol. 26, Prenatal Diagnosis: Cell Biological Approaches. Samuel A. Latt and Gretchen J. Darlington, Eds. Academic Press, New York, 1982. xvi, 264 pp., illus. \$39.50.

Microbiology in Practice. Individualized Instruction for the Allied Health Sciences. Lois Beishir. Harper and Row, New York, ed. 3, 1982. xiv, 320 pp., illus. Paper, \$15.50.

The Middle Stone Age at Klasies River Mouth in South Africa. Ronald Singer and John Wymer with contributions by K. W. Butzer, N. J. Shackleton, and E. Voigt. University of Chicago Press, Chicago, 1982. vi, 234 pp., illus., + plates. \$30.

Mind: An Essay on Human Feeling. Vol. 3. Susanne K. Langer. Johns Hopkins University Press, Baltimore, 1982. xiv, 246 pp., illus. \$20.

Missouri Water Atlas 1982. Walter A. Schroeder. Missouri Department of Natural Resources, Jefferson City, 1982. iv, 98 pp. Spiral bound, \$10.

Molecular Spectroscopy. Papers from a colloquium, Stockholm, May 1981. B. Lindgren, Ed. Royal Swedish Academy of Sciences, Stockholm, 1982. pp. 239-390, illus. Paper, Sw.Kr. 220. *Physica Scripta*, vol. 25, No. 2.

Morphological and Functional Aspects of Placental Dysfunction. H. Soma, Ed. Karger, Basel, 1982. viii, 180 pp., illus. Paper, \$76.75. Contributions to Gynecology and Obstetrics, vol. 9.

Multidimensional Man. Ron Atkin. Penguin, New York, 1981. 200 pp., illus., + plates. Paper, \$6.95.

My Inventions. The Autobiography of Nikola Tesla. Edited, with an introduction, by Ben Johnston. Hart Brothers, Williston, Vt., 1982. 112 pp., illus. Cloth, \$12.95; paper, \$7.95.

The Negev. The Challenge of a Desert. Michael Evenari, Leslie Shanan, and Naphtali Tadmor with chapters by Yehoshua Itzhaki and Amiram Shkolnik. Harvard University Press, Cambridge, Mass., ed. 2, 1982. xiv, 438 pp., illus. \$35.

Neurotransmitter Interaction and Compartmentation. Proceedings of an institute, Powys, Wales, July 1981. H. F. Bradford, Ed. Plenum, New York, 1982. xii, 840 pp., illus. \$95. NATO Advanced Study Institutes Series A, vol. 48.

Osteosarcoma. New Trends in Diagnosis and Treatment. Proceedings of a symposium, Tel Hashomer, Israel, Dec. 1981. Alexander Katznelson and Jacobo Nerubay, Eds. Liss, New York, 1982. x, 162 pp., illus. \$25. Progress in Clinical and Biological Research, vol. 99.


Patenting of Life Forms. Papers from a conference, Oct. 1981. David W. Plant, Niels J. Reimers, and Norton D. Zinder, Eds. Cold Spring Harbor Laboratory, Cold Spring Harbor, N.Y., 1982. xiv, 338 pp., illus. \$65. Banbury Report 10.

Pathobiology of the Endothelial Cell. Papers from a symposium, New York, June 1981. Hymie L. Nossel and Henry J. Vogel, Eds. Academic Press, New York, 1982. xxxvi, 496 pp., illus. \$63. P & S Biomedical Sciences Symposia.

Peer Relationships and Social Skills in Childhood. Kenneth H. Rubin and Hildy S. Ross, Eds. Springer-Verlag, New York, 1982. xvi, 414 pp. \$28.90.

Perspectives in Cardiovascular Psychophysiology.

Buy three, get one free.



Save two ways when you switch to Brockway® scintillation vials.

When you specify the only low-background, flint glass scintillation vials in the industry, you can save two ways. First, the switch from borosilicate to flint can save you at least 30% in glassware costs based on manufacturers' retail prices.

Secondly, through June 30, 1983, you can save even more. When you buy three cases of our new shell-type low-background scintillation vials you will receive a fourth one free...an additional 25% savings. Prove them in your own laboratory; we're so sure that you will be satisfied that we offer them to you with an unconditional money-back guarantee.

To try this intelligent, money-saving alternative to borosilicates, contact your laboratory equipment supplier or Brockway for the name of a distributor in your area.

Free Catalog

For your copy of our catalog, contact Brockway, Tubular Products Division, Parkersburg, WV 26101; (304) 295-9311.



Brockway
Tubular Products Division

Quality labware at competitive prices.

Circle No. 317 on Readers' Service Card

John T. Cacioppo and Richard E. Petty, Eds. Guilford Press, New York, 1982. xviii, 393 pp., illus. \$34.50.

Philosophers Look at Science Fiction. Nicholas D. Smith, Ed. Nelson-Hall, Chicago, 1982. xii, 204 pp. Cloth, \$20.95; paper, \$10.95.

Physical Chemistry of Surfaces. Arthur W. Adamson. Wiley-Interscience, New York, ed. 4, 1982. xx, 664 pp., illus. \$39.95.

Physics of Stellar Evolution and Cosmology. Howard S. Goldberg and Michael D. Scadron. Gordon and Breach, New York, 1982. xiv, 390 pp., illus. \$59.50.

The Placenta. Human and Animal. Elizabeth M. Ramsey. Artwork by Ranice W. Crosby. Praeger, New York, 1982. xiv, 190 pp. \$32.50.

Plastics Materials. J. A. Brydson. Butterworth, Boston, ed. 4, 1982. xx, 800 pp., illus. \$79.95.

Polyether Antibiotics. Naturally Occurring Acid Ionophores. Vol. 1. Biology. John W. Westley, Ed. Dekker, New York, 1982. xx, 466 pp., illus. \$65.

The Principles of Cerebral Dominance. The Evolutionary Significance of the Radical Deduplication of the Human Brain. Charles W. Needham. Thomas, Springfield, Ill., 1982. xiv, 178 pp. \$24.75.

Proceedings of the International Conference on Low-Dimensional Conductors. Boulder, Colo., Aug. 1981. Arthur J. Epstein and Esther M. Conwell, Eds. Gordon and Breach, New York, 1981 and 1982. Six volumes. Lxxxiv, 2078 pp., illus. Paper, \$620. *Molecular Crystals and Liquid Crystals*, vols. 77, 79, 81, 83, 85, and 86.

Projection Operator Techniques in Nonequilibrium Statistical Mechanics. Hermann Grabert. Springer-Verlag, New York, 1982. x, 164 pp. \$31. Springer Tracts in Modern Physics, vol. 95.

Prospects for Sexing Mammalian Sperm. Papers from a conference, Denver, Mar. 1982. Rupert P. Amann and George E. Seidel, Jr., Eds. Colorado Associated University Press, Boulder, 1982. xviii, 288 pp., illus. Cloth, \$32.50; paper, \$22.50.

PSA 1982. Proceedings of the 1982 Biennial Meeting of the Philosophy of Science Association. Vol. 1, Contributed Papers. Peter D. Asquith and Thomas Nickles, Eds. Philosophy of Science Association, East Lansing, Mich., 1982. xxvi, 414 pp. Cloth, \$21; paper, \$19.

Psionic Medicine. The Study and Treatment of the Causative Factors in Illness. J. H. Reyner, George Laurence, and Carl Upton. Routledge and Kegan Paul, Boston, ed. 2, 1982. x, 152 pp. Paper, \$8.95.

Technology and Reality. James K. Feibleman. Nijhoff, The Hague, 1982 (U.S. distributor, Kluwer Boston, Hingham, Mass.). xii, 210 pp. \$25.

Teeth. Form, Function, and Evolution. Papers from a symposium, Turku, Finland, Aug. 1979. Björn Kurtén, Ed. Columbia University Press, New York, 1982. xii, 394 pp., illus. \$50.

Test Equating. Papers from a conference, Princeton, N.J., Apr. 1980. Paul W. Holland and Donald B. Rubin, Eds. Academic Press, New York, 1982. xiv, 366 pp., illus. \$46.

A Textbook of Pharmaceutical Analysis. Kenneth A. Connors. Wiley-Interscience, New York, ed. 3, 1982. x, 664 pp., illus. \$55.

Theoretical Foundations of Programming Methodology. Papers from a summer school, 1981. Manfred Broy and Gunther Schmidt, Eds. Reidel, Boston, 1982 (distributor, Kluwer Boston, Hingham, Mass.). xiv, 658 pp., illus. Cloth, \$78.50; paper, \$39.50. NATO Advanced Study Institutes Series C, vol. 91.

Theory and Research in Behavioral Pediatrics. Vol. 1. Hiram E. Fitzgerald, Barry M. Lester, and Michael W. Yogman, Eds. Plenum, New York, 1982. xviii, 290 pp., illus. \$29.50.

The Theory of Sex Allocation. Eric L. Charnov. Princeton University Press, Princeton, N.J., 1982. x, 358 pp., illus. Cloth, \$40; paper, \$12.95. Monographs in Population Biology, 18.

Thermal Expansion 7. Proceedings of a symposium, Chicago, Nov. 1979. David C. Larsen, Ed. Plenum, New York, 1982. xii, 212 pp., illus. \$45.

Thermal Sensations and Thermoreceptors in Man. Herbert Hensel. Thomas, Springfield, Ill., 1982. vi, 188 pp., illus. \$21.75. American Lecture Series Publication No. 1056.

365 Starry Nights. An Introduction to Astronomy for Every Night of the Year. Text and illustrations by Chet Raymo. Prentice-Hall, Englewood Cliffs, N.J., 1982. xii, 226 pp. Cloth, \$21.95; paper, \$12.95.

The Timetable of Technology. Hearst Books, New York, 1982. 240 pp., illus. \$30.

Tools and Notions for Program Construction. An Advanced Course. Nice, Dec. 1981. D. Néel, Ed. Cambridge University Press, New York, 1982. xiv, 400 pp., illus. \$29.95. CREST Advanced Courses from Cambridge University Press.

Towards a Newer World. B. R. Sen. Tycooly International Publishing, Dublin, 1982. x, 342 pp. + plates. Cloth, \$50; paper, \$30.

Using Multivariate Statistics. Barbara G. Tabachnick and Linda S. Fidell. Harper and Row, New York, 1982. xviii, 510 pp., illus. \$18.95.

Personnel Placement

SCIENCE publishes each Friday, except the last Friday of the year. Advertising is accepted only in writing; no abbreviations. Also, personnel advertising is accepted only with the understanding that the advertiser does not discriminate among applicants on the basis of race, sex, religion, age, color, national origin, handicap, or sexual preference.

CLASSIFIED ADVERTISING DEADLINES:
15 April issue (mailed 8 April): **25 March**
22 April issue (mailed 15 April): **1 April**
29 April issue (mailed 22 April): **8 April**
6 May issue (mailed 29 April): **15 April**

POSITIONS WANTED: 40¢ per word, plus \$4 for use of box number, per insertion. \$10 minimum, per insertion. Prepayment required. This rate is available only to individuals seeking jobs.

DISPLAY (POSITIONS OPEN, COURSES, FELLOWSHIPS, MARKETPLACE, and so forth): \$9.80 per millimeter; \$245 minimum, per insertion (minimum charge covers 25 millimeters on a single column; 25 millimeters equals 10 lines of 50 spaces per line). No charge for use of box number. No agency commission for ads less than 103 millimeters (4 inches). No cash discount. Prepayment required for all foreign ads. Purchase orders and billing information required for all other advertising.

Send copy for all **Positions Wanted** ads and **Display** ads less than 1/6 page in size (125 millimeters) to:

**SCIENCE, Room 107
1515 Massachusetts Avenue, NW
Washington, D.C. 20005
Telephone: 202-467-4456**

Send copy for **Display** ads 1/6 page and larger and all **Marketplace** ads to:

**Scherago Associates, Inc.
1515 Broadway
New York, N.Y. 10036
Telephone: 212-730-1050**

Blind ad replies should be addressed as follows:

**Box (give number)
SCIENCE
1515 Massachusetts Avenue, NW
Washington, D.C. 20005**

POSITIONS WANTED

Anatomist. Ph.D., 15 years of teaching experience at graduate and postgraduate levels. Recognized teaching ability. Seeks short-term teaching assignments. Box 77, SCIENCE. X

Bacteriologist. B.S.; working on Ph.D. Desires position involving infectious diseases in private laboratory or hospital. Extensive background in intracellular pathogens, parasitology, and chemotherapy. Five years of experience. Prefers position in Washington, D.C., area, Atlanta, central/southern Florida, San Francisco, or southern California. Box 73, SCIENCE. X

Biologist. M.A. Experience with freshwater fisheries, aquatic weed control, environmental impact, computer services, data management, reporting, and extensive fieldwork. Four years of experience. Seeking industry, government, consulting position. Box 72, SCIENCE. X

Clinical Chemist. Ph.D. seeks position as laboratory director in hospital or private laboratory in Southeast. Box 76, SCIENCE. 3/25; 4/1, 8

Collagen/Connective Tissue Biochemist. Ph.D. Extensive research experience in soft and hard tissue collagen types, glycoproteins, phosphoproteins, and proteoglycans. Preparative, analytical, and HPLC methods development. Publications. Box 71, SCIENCE. X

Research Chemist. Ph.D.: peptides isolation and purification, chromatography, organic synthesis, pharmaceutical research. Seeks position in Los Angeles area. Redei, 3641 Westwood, Number 7, Los Angeles, Calif. 90034. X

Virologist/Cell Biologist. postdoctoral experience in cell culture, avian and tumor virology; seeks position in Indiana after August 1983. Box 62, SCIENCE. X

POSITIONS OPEN

ANATOMY FACULTY POSITION

The Department of Anatomy of Wright State University School of Medicine and College of Science and Engineering has a faculty position available at the assistant professor level. Applicants should have a M.D., Ph.D., or equivalent degree. Teaching experience in either gross, microscopic, and/or neuroanatomy would be helpful, but not necessary. The candidate must have a record of ongoing research in cellular or molecular biology. Particular attention will be paid to those candidates whose research is in the areas of membranes, neurotransmitters, cardiac receptor sites, and/or special senses. Salary will be commensurate with experience. Applicants should send their curriculum vitae, a statement of research and teaching preference, and three references to:

**Joseph Zambernard, Ph.D., Chairman
Department of Anatomy
Wright State University
Dayton, Ohio 45435**

Closing date for receipt of applications will be 1 May 1983. *Wright State University is an Equal Opportunity/Affirmative Action Employer.*

APPLICATIONS SPECIALIST— NUCLEAR MAGNETIC RESONANCE IMAGING

Biochemist or biophysicist, Ph.D. level. Long Island-based firm seeks persons with background knowledge in NMR instrumentation. Research experience and publications required. Position will involve training of operators and supervision of clinical studies. Knowledge of anatomy and experience in medical research a plus. Travel required. Salary commensurate with experience. Interested persons should send résumé to: **Dr. Keeler, FONAR Corporation, 110 Marcus Drive, Melville, N.Y. 11747. An Equal Opportunity Employer.**

ASSISTANT ADMINISTRATOR FOR OCEAN SERVICE AND COASTAL ZONE MANAGEMENT

The National Oceanic and Atmospheric Administration (NOAA) announces Senior Executive Service Vacancy for Assistant Administrator for Ocean Services and Coastal Zone Management, location in Washington, D.C. Duties include establishing program policies and goals and the operations of programs of the component units of the National Ocean Service (NOS). Pay rate for this SES position commensurate with background and experience; current salary range: \$56,945 to \$67,200 per annum. Apply to: **NOAA/NOS, 6001 Executive Boulevard, Rockville, Maryland 20852, attention: PER15 MMT.** Applications must be received by 22 April 1983 to be considered. *Equal Opportunity Employer.*

The Department of Pharmacology, Baylor College of Medicine, invites applications for a tenure-track position at the level of **ASSISTANT PROFESSOR** in the **MOLECULAR BIOLOGY PROGRAM.** The candidates should have experience working with mRNA and genomic libraries. The successful candidate will be expected to develop an independent research program and to participate in the graduate teaching responsibilities of the department. Candidates should submit complete résumé or curriculum vitae, reprints of relevant publications, and a list of professional references. Applications should be submitted to: **Dr. Harris Busch, Chairman, Department of Pharmacology, Baylor College of Medicine, Houston, Texas 77030.**

Baylor College of Medicine is an Equal Opportunity/Affirmative Action Employer.

ASSISTANT PROFESSOR OF PHYSIOLOGY

The Physiology Department of the West Virginia School of Osteopathic Medicine (WVSOM) expects an opening in a tenure-track position for a neuro-physiologist. The position will be available on or after 1 July 1983. The duties and responsibilities of the position include the teaching of neuro and muscular physiology, participation in the committee structure of the institution, and participation in a developing research program. Applicants should have a Ph.D. Applications, including a current résumé and the names of three references, should be sent to: **Elizabeth Blatt, Ph.D., Associate Dean for Academic Affairs/Basic Science, West Virginia School of Osteopathic Medicine, 400 North Lee Street, Lewisburg, West Virginia 24901.** Deadline for applications is 1 May 1983.

WVSOM is an Affirmative Action/Equal Opportunity Employer.

LEADER, INFORMATION SCIENCES DIVISION

The Office of Naval Research is seeking an outstanding individual to serve in this Civil Service position in the Senior Executive Service. Salary range is \$56,945 to \$67,200, depending on qualifications.

The Leader, Information Sciences Division is responsible for providing leadership, coordination and direction for ONR's \$7M contract research program in computer science and advanced automation. The position offers a unique opportunity for managing the synthesis of new results and exciting developments across the full range of information science research activity. The Office of Naval Research program in computer science and advanced automation is committed to advancing the scientific foundations of the field, and to extending its applications potential by establishing the conceptual bases for the design of advanced prototype components and systems. Position responsibilities include the direction and integration of research activity addressing both of these interests.

Candidates should possess a Ph.D. or equivalent in computer science or a related discipline and significant research experience in at least two of the following areas: computer software, artificial intelligence, machine architecture, graphics, man-machine interface, robotics, and manufacturing science. In addition to an active career in the conduct of research in the relevant areas, direct experience in the management and coordination of large scale research projects is highly desirable.

Interested persons should submit a resume or Standard Form 171, Personal Qualifications Statement (available at Federal Job Information Centers or from the address below), to:

OFFICE OF NAVAL RESEARCH

Civilian Personnel Division, Code 791SC
ATTN: Announcement #83-02 (S)
800 North Quincy Street
Arlington, VA 22217

Applications will be accepted through 1 June 1983 and must be received by that date.

An Equal Opportunity Employer

U.S. Citizenship Required

Light Microscopy in Biomedical Research

June 20-25, 1983
Attendance limited to 18

Principal Faculty:

Edward D. Salmon, U. of North Carolina
D. Lansing Taylor, Carnegie Mellon U.

Video Microscopy and Analysis

June 26-July 1, 1983
Attendance limited to 18

Principal Faculty:

Paul Thomas, DAGE-MTI, Inc.
Edward D. Salmon, U. of North Carolina
Glen Southworth, Colorado Video, Inc.

Intensive residential laboratory courses to be held at the **University of California at Santa Cruz** in cooperation with its **University Extension**, under the auspices of **Woods Hole Educational Associates**, **Morton D Maser**, Director.

A few places remain in **Scanning Electron Microscopy in the Biological Sciences**, April 11-16, and **Autoradiography in Electron Microscopy**, April 17-22, at the **University of Cincinnati**.



For more information and applications, contact:

Woods Hole Educational Associates
P.O. Box EM, Woods Hole, MA 02543 (617) 540-5594

POSITIONS OPEN

ASSISTANT, ASSOCIATE, OR FULL PROFESSOR—RECOMBINANT DNA STUDIES ON MOLECULAR MECHANISMS OF MICROBIAL PATHOGENESIS

A position at the assistant professor, associate professor, or professor level with teaching and research responsibilities is available in the Department of Bacteriology. Teaching would involve the responsibility for a graduate lecture-laboratory course in recombinant DNA methodology applied to prokaryotic systems, plus other teaching in bacteriology, including the development of an upper division course in the mechanisms of microbial pathogenesis. Candidates who are committed to developing or have already developed a research program involving the application of recombinant DNA technology to the molecular mechanisms of microbial pathogenesis are urged to apply. Research should involve the study of problems in the area of molecular mechanisms of viral or prokaryotic pathogenesis. Excellent molecular biological and biochemical facilities are available; however, animal facilities are quite limited. Send curriculum vitae, including a brief description of research experience, samples of refereed publications, a brief statement of proposed research, and names of three references, by 27 May 1983 to: **Chairman, Search Committee, Department of Bacteriology, University of California, Davis, California 95616.** The University of California is an Affirmative Action/Equal Opportunity Employer.

CELLULAR/ANIMAL PHYSIOLOGIST. The Biology Department is seeking applications for a 1-year sabbatical replacement. Ph.D. required. Principle teaching responsibilities include a fall semester, upper division, undergraduate lecture-laboratory course in cellular physiology and a spring semester course in human anatomy and physiology designed mainly for nursing and physical education majors. Send curriculum vitae, transcripts, and three letters of reference by 21 April 1983 to:

**Dr. Jerrold Lerum, Chairman
Department of Biology
Pacific Lutheran University
Tacoma, Washington 98447**

An Equal Opportunity/Affirmative Action Employer

KING ABDULAZIZ UNIVERSITY JEDDAH, SAUDI ARABIA FACULTY OF SCIENCE

Applications for academic positions are now being accepted for the academic year 1983/84. If you are interested send the following requirements:

1. Complete resume.
2. Copies of degrees and letter of experience.
3. List of research and publications.

All the listed requirements should be sent to:

**King Abdulaziz University
Recruitment Office
c/o Saudi Arabian Educational
Mission
2425 West Loop South, Suite 654
Houston, Texas 77027
Telephone: (713) 629-5170**

Deadline for all applications will be April 24, 1983.

POSITIONS OPEN

ASSISTANT ADMINISTRATOR NATIONAL ENVIRONMENTAL SATELLITE, DATA, AND INFORMATION SERVICES \$56,945 to \$67,200

Directs the environmental satellite and data management activities of the National Oceanic and Atmospheric Administration (NOAA). This includes satellite engineering, research and operations programs as well as environmental data acquisition, enhancement, analysis, and archiving services. Is responsible for mandated commercialization of the LANDSAT program and for enhancement of markets for satellite system products, hardware, and services. Negotiates international and interagency agreements. Manages NESDIS' human and financial resources.

Minimum qualifications: education and experience qualifying for a degree in physical science/engineering, plus demonstrated experience in satellite engineering, technology assessment, data quality, systems design, and information issues. Applicants must supply references attesting to administrative/managerial skills and abilities and achievements in Equal Employment Opportunity and Affirmative Action. This is a general position in the Senior Executive Service. Inquiries, telephone: 301-763-1986.

Applicants should file a Standard Form SF-171, Personal Qualifications Statement, with the: **National Oceanic and Atmospheric Administration, Attention: AT/PER13S, Room 2039, FB4, Washington, D.C. 20233.** Reference NOAA/NESDIS 83-11 (MJQ). Closing date: 21 April 1983.

An Equal Opportunity Employer

ASSISTANT PROFESSOR OF HORTICULTURE, Department of Horticulture, University of Wisconsin-Madison. A tenure-track position with a 70/30 percent research/teaching responsibility. Research program will emphasize basic plant biology which can include dry matter production, molecular aspects of gene regulation, and cellular physiology. This program will interface with other departmental research and the horticultural industry. Teaching responsibility will involve teaching of one undergraduate and one graduate course, the nature to depend on candidate's interests. The position is available 1 July 1983 and applications will be accepted until 1 May 1983 or until the position is filled. Applicants should submit a résumé, academic grade transcripts, and three letters of reference to: **The Chairman, Search and Screen Committee, Department of Horticulture, University of Wisconsin, Madison, Wis. 53706.** The University of Wisconsin provides Equal Opportunities for Employment, and women and minorities are encouraged to apply.

ASSOCIATE PROFESSOR at Boston University School of Public Health. Ph.D. or M.D. and five-plus years of experience in research required. To develop a research program in formation and repair of genotoxic lesions by environmentally occurring chemicals, teach in toxicology, and develop graduate training program. Submit curriculum vitae, list of publications, synopsis of current research, and names of three references no later than 1 May 1983 to: **Dr. David Ozonoff, Chair, Boston University School of Public Health, 80 East Concord Street, Boston, Mass. 02118.** An Equal Opportunity Employer, M/F.

TENURE-TRACK POSITION IN BIOMATERIALS

The Department of Bioengineering at the University of Pennsylvania is searching for qualified applicants to fill a projected tenure-track position in the area of biomaterials. The department is part of the School of Engineering and Applied Science, and maintains academic programs at the bachelor, master's, and doctorate level. Applicants must have a Ph.D. or equivalent degree in engineering or physical science, and must be qualified to teach both undergraduate and graduate engineering courses. Applicants are expected to participate in ongoing research in the area of biomaterials as well as initiate their own research programs in some aspect of biomaterials engineering. Address inquiries and send résumé to:

**Dr. Mitchell Litt, Chairman
Department of Bioengineering
University of Pennsylvania
285 Towne Building, D-3
220 South 33rd Street
Philadelphia, Pa. 19104**

The University of Pennsylvania is an Affirmative Action/Equal Opportunity Employer.

POSITIONS OPEN

NATIONAL SCIENCE FOUNDATION (NSF)

NSF, Division of Social and Economic Science, is seeking candidates for the position of **ASSOCIATE PROGRAM DIRECTOR IN SOCIOLOGY.** This is a rotational assignment for 1 or 2 years. The position is excepted from the competitive civil service with a salary range of \$34,930 to \$53,661 per annum (equivalent to GS-13/14). Appointment will begin no later than July 1983. Candidates should have a Ph.D. or equivalent research experience and, in addition, 4 to 6 years of successful scientific research experience beyond the Ph.D. in the field of sociology. A broad, general understanding of current sociological research is required and some administrative experience is desirable. Responsibilities include all aspects of proposal development, review and evaluation, grants and program administration, and representation of sociology within the Foundation and to the research community. Applicants should submit résumés, indicating their current salary, to: **The National Science Foundation, Personnel Administration Branch, Room 212, 1800 G Street, NW, Washington, D.C. 20550, attention: E. Paul Broglio, EX 83-32.** For further information, call: **Dr. Joanne Miller, Program Director for Sociology, telephone: 202-357-7802.** NSF is an Equal Opportunity Employer.

ST. JOHN'S UNIVERSITY COLLEGEVILLE, MINNESOTA

BIOLOGY. Cell/developmental biologist. One-year position with possibility of becoming a tenure-track position; to begin September 1983. Ph.D. required. To teach cell biology, histology, developmental biology laboratory, and assist in introductory courses. Must be familiar with appropriate instrumentation, including SEM. Send résumé and three letters of recommendation to: **Director of Personnel, St. John's University, Collegeville, Minn. 56321.** Application deadline: 15 April 1983.

BIOTECHNOLOGIST

The Department of Animal and Poultry Science, Ontario Agricultural College, University of Guelph, Guelph, Ontario, Canada, is seeking applicants with a Ph.D. degree for a tenure-track **assistant or associate professor** position in **genetic engineering.**

The successful applicant will be expected to develop a strong research endeavour directed towards practical results. Competence regarding regulation of gene expression and experience in the use of recombinant DNA techniques and/or embryo manipulation are desirable.

In addition to establishing a vigorous new laboratory, the incumbent will also be expected to participate in the ongoing undergraduate and graduate teaching program of the department.

This is an opportunity to join a progressive department committed to excellence in research and teaching concerning animal and poultry production.

Applicants should mail curriculum vitae, a statement of current and future research goals, and a list of four referees by 15 May 1983 to: **Dr. R. R. Hacker, Chairman, Department of Animal and Poultry Science, University of Guelph, Guelph, Ontario, Canada N1G 2W1.**

In accordance with Canadian immigration requirements, priority will be given to Canadian citizens and residents of Canada. Position subject to final budgetary approval.

Position in DAIRY SCIENCE: The Department of Animal Science at Washington State University seeks a faculty member at the assistant/associate rank for a tenure-track teaching/research position. Research should include basic approaches to important problems of the dairy industry. Teaching responsibilities will include undergraduate courses in dairy production and management. For more information, write: **Dr. J. K. Hillers, Chair, Screening Committee, Department of Animal Sciences, Washington State University, Pullman, Wash. 99164-6310.** Telephone: 509-335-4022. Review of applications will begin 30 May 1983. *Washington State University is an Equal Opportunity/Affirmative Action Employer.*

DIRECTOR required for Pediatric Department's baby and infant atnea/pulmonary laboratory at the assistant professor level. Some postdoctoral experience required as well as evidence of ongoing research activities. Department of Pediatrics, UMDNJ/Rutgers Medical School of Camden. Reply to: **Jack Wolfsdorf, M.D., Head, Division of Pediatric Intensive Care and Pulmonary Diseases, Cooper Hospital/University Medical Center, One Cooper Plaza, Camden, N.J. 08103.** Telephone: 609-342-2256.

Pharmacodynamics

Two challenging opportunities are available in the Pharmacodynamics Department of the Medical Research Division of American Cyanamid Company.

Group Leader-Bioanalytical

The successful applicant will supervise a group of Scientists and will be responsible for all aspects of Bioanalytical Development and Services. Pharmacodynamics Department is currently establishing a sophisticated analytical laboratory with up-to-date computer capabilities and complete laboratory automation system.

Requirements include a Ph.D. with 4-6 years of industrial or academic research experience in the bioanalytical area, good managerial skills and familiarity with pharmacokinetics.

Drug Metabolism Scientist

The successful applicant will be responsible for initiating and conducting Metabolism Research in various classes of drugs currently under intensive development.

The requirements include a Ph.D. with 1-4 years post-doctoral, industrial or academic research experience, a strong drug metabolism background and familiarity with pharmacokinetics and drug analysis.

These positions are located at Lederle Laboratories, 30 miles northwest of New York City. We offer professional growth, competitive salary and fringe benefit programs. Please send curriculum vitae (principals only) to: Ms. K. McDevitt, Professional Employment Coordinator



American Cyanamid Company
Medical Research Division
Lederle Laboratories, Pearl River, NY 10965
An Equal Opportunity Employer M/F

Protein Chemist

Smith Kline & French Laboratories, a leader in pharmaceutical research, invites applications from scientists to participate in a challenging new lymphokine/cytokine research program.

SENIOR INVESTIGATOR

The successful candidate will head a group responsible for biochemical purification and characterization of biological products involved in immunoregulation. Additional responsibilities include the development and deployment of advanced state-of-the-art protein chemistry and purification; peptide sequencing and synthesis techniques.

Candidates must have a doctoral degree in biochemistry or chemistry with emphasis in biological systems and four or more years postdoctoral research experience and:

- strong background in protein isolation and characterization
- familiarity with state-of-the-art protein/glycoprotein purification techniques
- experience in enzymology and biomacromolecules
- knowledge and experience in peptide chemistry
- general interest and knowledge in molecular immunology
- proven research ability evidenced by outstanding scientific publications
- excellent verbal and written communication skills

We offer an excellent salary and benefits including an outstanding relocation policy. Please send your C.V. in confidence to: Walter B. Flagg,

SMITHKLINE BECKMAN CORPORATION, 1560 Spring

Garden Street, Philadelphia, PA 19101. We are

an equal opportunity employer, M/F/H/V.

SK&F
A SmithKline Beckman Company

**It's Time To
Look Into
Collagen**



Research Scientists

Biochemistry

The expansion of Collagen Corporation's Connective Tissue Laboratories has created new opportunities within our Department of Biochemistry. You will be joining a team of scientists pursuing the development of collagen-based biomedical products that replace or repair human tissue lost or damaged by disease, trauma, surgery or aging.

Research projects underway include soft tissue augmentation and hard tissue regeneration. Participation in our soft tissue project involves the development of collagen-based biomaterial devices, as well as physio-chemical and biological characterization of these potential products. The hard tissue project will involve biochemical characterization of collagenous and non-collagenous protein-based implant formulation which can serve as carriers for osteoinductive material and / or osteoconductive matrices for bone growth.

Both positions require a Ph.D. in biochemistry or related discipline and a minimum of 2 years' research experience in protein chemistry, with emphasis in the field of connective tissue biology.

These positions offer an ideal opportunity for recognition and career growth in the biomedical industry. In addition, we offer a competitive compensation and benefits package, including a stock purchase plan.

Please send your resume and a brief description of research interests to Dr. John McPherson, Department of Biochemistry, Box 201, Collagen Corporation, 2500 Faber Place, Palo Alto, CA 94303. EOE.



Collagen Corporation

2500 Faber Place
Palo Alto, CA 94303

POSITIONS OPEN

BOTANIST. Ph.D., teaching experience, and publications. Must have credentials, ability, and strong commitment to teach introductory biology courses. Any area of research emphasis in botany or range science is acceptable but preference will be given to applicants trained in plant physiology, rangeland plant physiology, or physiological ecology. A vigorous research program will be required; 24 August 1983. Please submit letter of application, including curriculum vitae, graduate and undergraduate transcripts, and three letters of recommendation by 1 May 1983 to: **Howard C. Stutz (Search Committee Chairman), 451 WIDB, Brigham Young University, Provo, Utah 84602.** Brigham Young University is an Equal Opportunity Employer. The person selected must be willing to conform to the behavioral standards of the University (specifics will be provided upon request).

CELL BIOLOGIST/RENAL PHYSIOLOGIST

A Ph.D. research position is available in a newly developing Nephrology Division of a university-affiliated hospital located in a highly desirable area. A major research interest of this position is morphological correlates of epithelial transport. Expertise in the area of transmission electron microscopy and freeze fracture, as well as an interest in epithelial transport is highly desirable. This position is hospital based and not grant dependent. Competitive salary, comprehensive benefit package, and professional working environment. Send curriculum vitae and two letters of recommendation to: **Vincent A. DiScala, M.D., Professor of Medicine, Director, Division of Nephrology, Nassau Hospital, 259 First Street, Mincola, Long Island, New York 11501.**

POSITION IN CELL BIOLOGY. The Program in Genetics and Cell Biology, Washington State University, invites applications for a tenure-track opening at the level of either assistant or associate professor for a cell biologist with postdoctoral experience and an established research record. Outstanding applicants in any area of cellular biology are encouraged to apply. Teaching responsibilities will include appropriate graduate and undergraduate courses. Emphasis will be placed on applicants with outstanding backgrounds. Applications will be considered beginning 1 June 1983 for an appointment to commence between September 1983 and September 1984. Applicants should send curriculum vitae, bibliography with copies of important publications, a summary of research and teaching activities, and the names of three references to: **Chair, Search Committee, Program in Genetics and Cell Biology, Washington State University, Pullman, Wash. 99164-6419.**

Washington State University is an Equal Opportunity/Affirmative Action Employer.

CELLULAR IMMUNOLOGIST—Applications are invited in our extended search for a tenure-track position at the assistant professor level. Candidates must have at least 2 years of postdoctoral training and have demonstrated a potential for excellence in independent research. Research interests should be in the area of cellular immunology, preferably with experience with separation, characterization, and differentiation processes of lymphocyte subpopulations. Teaching responsibility will include participation in team-taught courses for both medical and graduate students. Interested individuals should send curriculum vitae, brief description of research interests and long-term goals, and three letters of recommendation by 1 May 1983 to: **Dr. Donna Murasko, Department of Microbiology and Immunology, Medical College of Pennsylvania, 3300 Henry Avenue, Philadelphia, Pa. 19129.** Equal Opportunity Employer, M/F.

University of Michigan Medical School, Department of Microbiology and Immunology, is seeking applicants for a tenure-track **FACULTY POSITION IN MOLECULAR VIROLOGY.** The University of Michigan has selected the area of gene expression for special emphasis and has designated this position a **THURNAU PROFESSORSHIP** at the assistant or associate level. Candidates should have interest and research experience in the molecular biology of animal viruses. An interest in participating in the medical and/or graduate teaching programs of the department is required. Please send curriculum vitae, a description of research interests and long-term goals, and the names of three references to: **Chairman, Search Committee, Department of Microbiology and Immunology, University of Michigan Medical School, Ann Arbor, Mich. 48109.** An Affirmative Action, nondiscriminatory Employer. Code 28.

POSITIONS OPEN

DIRECTOR OF HOSPITAL PATHOLOGY DEPARTMENT OF PATHOLOGY SCHOOL OF MEDICINE UNIVERSITY OF WASHINGTON, SEATTLE

The Department of Pathology, School of Medicine, University of Washington, is seeking a pathologist to direct the activities of the division in the University Hospital and to be responsible for the activities of the divisions of both University Hospital and Harborview Medical Center in the areas of surgical and autopsy pathology. The activities will include, in conjunction with other senior and junior faculty members, diagnostic surgical and autopsy pathology; teaching of residents, housestaff, and medical students; liaison with other relevant hospital and School of Medicine departments and with other affiliated hospitals of the Department of Pathology; and the establishment of an active program of clinical or basic research.

Candidates should possess Board-certification in anatomic pathology, should have a significant degree of experience in surgical pathology, and have proven research capabilities. Academic rank and salary will be commensurate with experience. Qualified applicants should send inquiries with curriculum vitae to: **Dr. Russell Ross, Professor and Chairman, Department of Pathology, SM-30, University of Washington, Seattle, Washington 98195.** Deadline for receipt of applications is 10 April 1983.

The University of Washington is an Affirmative Action/Equal Opportunity Employer.

ELECTROPHYSIOLOGIST/EVOKED RESPONSE

Assistant research physiologist or postdoctoral fellow to do research directed toward the goal of developing non-invasive electrophysiological tests of peripheral chemical axonopathy. Interest in analysis of compound action potentials and computer-averaged evoked responses important. Ph.D. required; postdoctoral experience desirable. For further information, contact:

D. L. Jewett, M.D., D.Phil.
University of California, San Francisco
San Francisco, Calif. 94143

An Affirmative Action/Equal Opportunity Employer

Applications are invited for a **FACULTY POSITION IN BIOENGINEERING** at the assistant or associate professor level in the College of Engineering at Syracuse University, effective 1 September 1983. We are seeking an established person with ongoing research in an area of bioengineering to join our faculty and assume responsibility for the Undergraduate Program in Bioengineering. It is desired, but not required, that the candidate's area of research in bioengineering will be one already present at Syracuse University. The candidate must have demonstrated excellent research in this area. Teaching responsibilities consist of one core course each semester in bioengineering. Ph.D. or equivalent degree required. Send résumés to: **Dr. Steven C. Chamberlain, Institute for Sensory Research, Syracuse University, Syracuse, N.Y. 13210.**

Application deadline: 1 May 1983.
Syracuse University is an Equal Opportunity/Affirmative Action Employer. Minority and women candidates are encouraged to apply.

FACULTY POSITION—ANATOMY

Applications are invited for an assistant professor of anatomy. This special appointment is contingent on the applicant being successful in obtaining a Medical Research Council of Canada (or equivalent) Scholarship which is awarded for a period of 5 years. A Ph.D. and/or M.D. or D.D.S. degree and minimum of 2 years of postdoctoral experience are essential. Candidates with strong productive research in neuroscience, ultrastructural cell biology, or teratology will be given priority. The successful applicant will be expected to devote at least 75 percent of time to research with limited teaching duties. Ability to teach in two of the four areas (human gross anatomy, neuroanatomy, histology, or embryology) will be an asset. Candidates should arrange to have a copy of their curriculum vitae and three letters of recommendation sent to:

**Dr. M. G. Joneja, Professor and Head
Department of Anatomy
Faculty of Medicine
Queen's University
Kingston, Ontario, Canada K7L 3N6**

Canadian citizens or Landed Immigrants will be given preference. Persons of both sexes are encouraged to apply. Deadline for applications, including references, is 20 April 1983.

POSITIONS OPEN

PRE-CLINICAL FACULTY POSITIONS

The Hahnemann University School of Medicine invites applications for full-time faculty positions at the associate or full professor level in each of the following departments: Anatomy, Biological Chemistry, Microbiology and Immunology, Pharmacology, and Physiology and Biophysics. These departments are committed to excellence in research and in teaching of medical and graduate students. Candidates should have a Ph.D. or M.D., an excellent record of research accomplishments, a dedication to a research career in one of the pre-clinical sciences, and current external research support. Research field of interest is open. Applicants should submit curriculum vitae, bibliography, copies of two recent publications, and names of three references to: **Amedeo Bondi, Ph.D., Chairman, Research Council, M.S. 440, HAHNEMANN UNIVERSITY, Philadelphia, Pa. 19102,** or to the chairman of one of the departments. *The Hahnemann University is an Equal Opportunity/Affirmative Action Employer and welcomes applications from women and members of minority groups.*

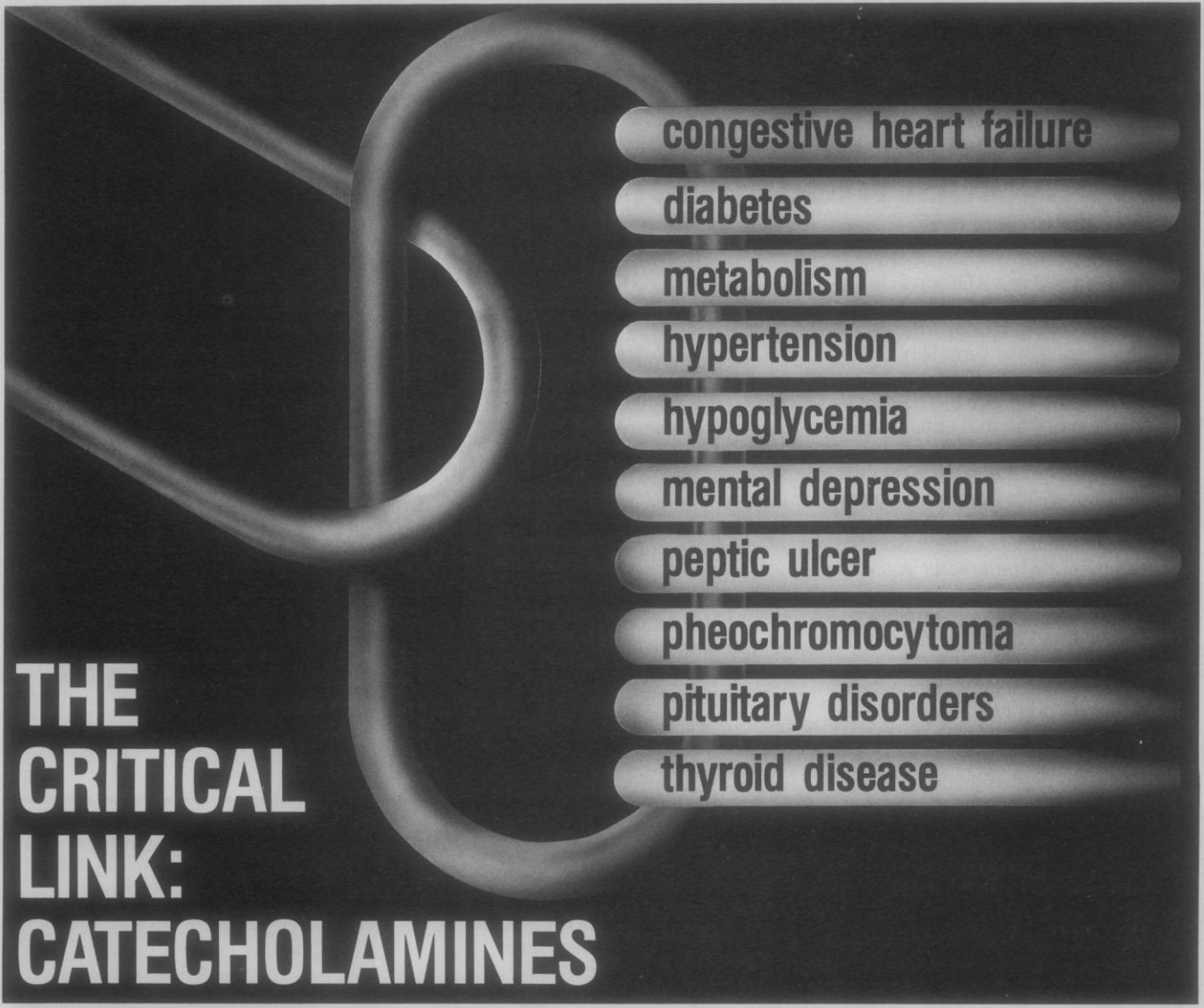
The Department of Internal Medicine at the University of Michigan Medical School has a position available for a full-time **FACULTY MEMBER IN GENERAL INTERNAL MEDICINE.** The General Medicine Division seeks an internist to expand its research and training programs. The individual will teach the primary care track in the Internal Medicine Residency Program; he/she will be expected to undertake a research program and to participate in the academic program of the department. An M.D. degree, clinical primary care experience, a specific research interest, and Board-eligibility in internal medicine are required. Title, rank, and salary are negotiable. Send curriculum vitae to: **Jeffrey K. Stross, M.D., Acting Division Chief of General Medicine, Department of Internal Medicine, D3211 SACB, Ann Arbor, Mich. 48109.** The University of Michigan is an Affirmative Action/Equal Opportunity Employer. Code 144HO.

FACULTY POSITION—ASSISTANT OR ASSOCIATE PROFESSOR OF MEDICINE, DIVISION OF PULMONARY. Internist with subspecialty in pulmonary medicine for full-time, tenure-track faculty position in the Department of Medicine as Director of Occupational Medicine Division in the Center for Environmental Health and Medical Sciences. Major responsibility for developing research program in occupational medicine with clinical and teaching duties. Qualifications for applicants are: (i) certification in internal medicine and pulmonary diseases by ABIM, (ii) training and research experience in occupational medicine, (iii) ability to obtain research funding and to collaborate with other investigators, (iv) experience and interest in environmental lung disease, (v) formal training in biostatistics, epidemiology, or environmental sciences, and (vi) supervisory or administrative experience.

The University of North Carolina is an Equal Opportunity/Affirmative Action Employer. We are keenly interested in attracting outstanding women and/or minority faculty members to this department. Please send your curriculum vitae and a covering letter in which you state your field of research interest and references to: **Dr. Albert Collier, Associate Director, Center for Environmental Health and Medical Sciences, Department of Pediatrics, University of North Carolina School of Medicine, 535 Burnett-Womack Building-229H, Chapel Hill, North Carolina 27514.**

FACULTY POSITION HARVARD MEDICAL SCHOOL

Berman-Gund Laboratory for the Study of Retinal Degenerations at the Massachusetts Eye & Ear Infirmary is seeking an independent investigator. Prior experience in eye research is not required. Emphasis will be placed on research ability. Skill in electron microscopy essential. Experience in histochemistry, autoradiography and/or immunocytochemistry desirable. Ph.D. and postdoctoral experience required. Position includes responsibility for directing research on postmortem donor eyes from patients with hereditary retinal degenerations with aid of a senior technician. Tenure-track position; salary and rank to be based on previous accomplishments. Position open; to be filled by 1 September 1983. Send curriculum vitae and names of three references to: **Dr. Eliot Berson, Professor of Ophthalmology, Harvard Medical School, Berman-Gund Laboratory, Massachusetts Eye & Ear Infirmary, 243 Charles Street, Boston, Massachusetts 02114.** Harvard Medical is an Equal Opportunity/Affirmative Action Employer.



THE CRITICAL LINK: CATECHOLAMINES

congestive heart failure

diabetes

metabolism

hypertension

hypoglycemia

mental depression

peptic ulcer

pheochromocytoma

pituitary disorders

thyroid disease

Catecholamines mediate a host of human physiologic and pathophysiologic functions fundamental to the understanding of human adrenergic activity. Until recently, elucidation of the role of catecholamines was hindered by lack of an adequate methodology. But with the development of a radioenzymatic assay, quantitation of specific catecholamines is now a reality.

The most convenient, most reliable, state-of-the-art method of assaying for catecholamines — epinephrine, norepinephrine, and dopamine — is with CAT-A-KIT™ [Catecholamines Radioenzymatic Assay Kit (³H)]. It comprises the key reagents for the assay, prepared to the

exact specifications requisite for consistent high quality and uniformity from kit-to-kit and batch-to-batch. That's important when you're comparing your data with that of other laboratories.

CAT-A-KIT™ . . . measures catecholamines in plasma, cerebrospinal fluid, urine, and tissue homogenates . . . uses samples as small as 50 µl . . . is sensitive to picogram levels. And when you use CAT-A-KIT™, our highly-experienced technical service staff stands ready to help you with your specific applications.

For full information, write or call: Upjohn Diagnostics, Kalamazoo, MI 49001, 616/385-7111; or circle reader service card no. **361**.

FREE CATECHOLAMINES BIBLIOGRAPHY

Upjohn Diagnostics has assembled a comprehensive and useful bibliography of recently published papers that concern laboratory research into the role of catecholamines in human physiology and pathophysiology and their quantitation. For your free copy, circle reader service card no. **362**.

CAT-A-KIT™ Catecholamines Radioenzymatic Assay Kit (³H).
The standard of comparison

Upjohn **diagnostics**
A Division of The Upjohn Company

(UD 82-034) July, 1982

Gilson recorders-

the first choice for biophysical measurements.

For more than 30 years Gilson biophysical systems have been the first choice for teaching and research. The reliability, convenience and versatility of our recorders and interchangeable amplifiers have yet to be equalled. And our systems remain the most affordable on the market.

It's important that you have a recording system that fits your needs exactly. That's why we have 3 recorders and 10 amplifiers to choose from. So you can measure any parameter you want—including EEG, ECG, EMG, GSR, blood pressure, muscle contraction, pulse waveform, force displacement, pH and more.

Gilson's amplifier selection includes efficient multi-purpose models to keep costs down. Our preamplifiers are built-in, again saving you money. All Gilson recorders use heat sensitive paper, still another savings. And rectilinear recording saves time and trouble.

We also offer a wide selection of transducers, electrodes and specialized recording accessory kits to complete your system.



For more information, contact us or your qualified Gilson representative.




GILSON
INTERNATIONAL

Gilson Medical Electronics
Box 27 • Middleton,
WI 53562 • U.S.A. •
Telephone (608) 836-1551

Gilson Medical Electronics
B.P. No. 45,95400 •
Villiers-le-Bel, France •
Telephone (3) 990.54.41


The 5\6 H Recorder

The 5\6 H chassis accommodates six electronic recording modules in a cantilever mounting supported above the recording chart. Cantilever construction ensures maximum accessibility to the operating controls. A single heat control simultaneously regulates the heat level of all styli. Individual stylus lifters allow raising a nonrecording stylus to prevent it from marking the chart. A heated stylus recording system, event marker, time marker with 1 and 10-s pulses, five galvanometers with five stylus lifters, 10-speed chart drive and two 3-lead patient cables are standard.



The Unigraph

Any single-channel measurement that can be performed with a galvanometric channel and appropriate electrodes and transducers can be recorded with the Unigraph. The compactness, portability and versatility of the Unigraph make it perfect for instruction laboratories. The portable chassis, heated stylus recording system, event marker, two-speed chart drive (2.5 and 25mm/s), one 3-lead patient cable and one IC-MP channel are standard.



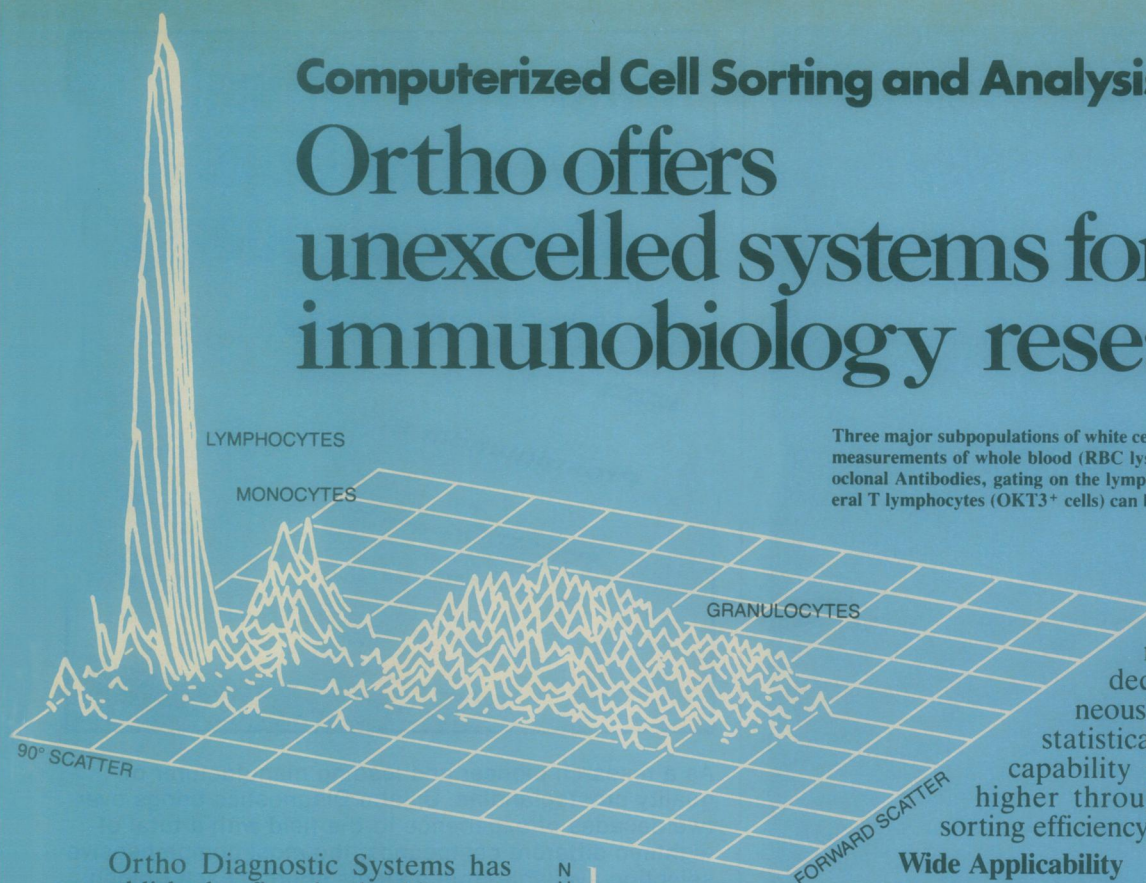
The Duograph

The Duograph can record the simultaneous interaction of two parameters or any phenomena that can be measured with a galvanometric channel. On-site tests can easily be performed with this lightweight, portable recorder. A heated stylus recording system, event marker, two-speed chart drive (2.5 and 25 mm/s), built-in handle, two 3-lead patient cables and two IC-MP channels are standard.



Computerized Cell Sorting and Analysis from Ortho

Ortho offers unexcelled systems for immunobiology researchers



Three major subpopulations of white cells by forward and 90° light scatter measurements of whole blood (RBC lysis only). Using Ortho-mune Monoclonal Antibodies, gating on the lymphocyte population, human peripheral T lymphocytes (OKT3⁺ cells) can be quantitated and/or sorted.

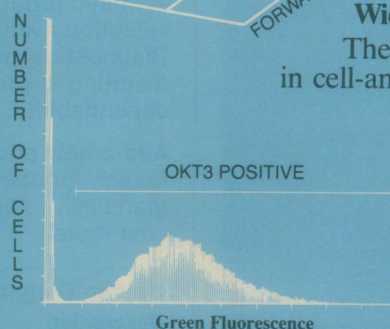
Ortho Diagnostic Systems has established a firm leadership position in cell sorting and analysis instrumentation—in fact, acceptance of Ortho systems by the scientific community has been so great that these instruments now are considered the standard of performance in the field.

Versatile Instrumentation

The Ortho Cytofluorograf* Flow Cytometer is an example of that leadership and commitment to research. As the only flow cytometer to offer a choice of five lasers, (including two installed as standard), the Cytofluorograf provides exceptional applications flexibility.

Flexibility is enhanced further by a modular design which allows the system to be upgraded as research needs change. Performance too is outstanding with analysis rates of up to 10,000 cells per second. And only Cytofluorograf offers direct measurement of seven optical parameters including axial light loss, a valuable technique that allows the use of non-fluorescent stains.

The new 2150 Computer and software can acquire up to 16 histograms and simultaneously display any four of these, all in real-time, allowing the operator complete control over all aspects of the experiment. Because 2150 has two independent microprocessors,



it can perform rapid multiparameter sort decisions while simultaneously providing complete statistical data analysis. This capability provides significantly higher throughput and increased sorting efficiency.

Wide Applicability

The system has proved extremely valuable in cell-antigen and tumor studies. It can also be employed for research into cell sizing, DNA and chromosome analysis and many aspects of cell kinetics and microbiology. The exceptional versatility of the system allows it to keep pace with the researcher's interests, never to limit them.

Total Professional Support

Ortho's interest in cellular biology extends beyond producing instrumentation. For example, Ortho has developed Ortho-mune* monoclonal antibodies, the first panel (for research use only) of murine monoclonal antibodies reactive with human T lymphocytes. The company maintains well-equipped applications and training laboratories to develop new techniques and to provide consultative services for customers.

The results of these investigations and others are published in Protocols so that other researchers may share the results. Free copies are available by contacting Ortho.

Ask about the Cytofluorograf Flow Cytometer, 2150 and the complete range of Ortho services. Contact Ortho Diagnostic Systems Inc., Research Instruments Division, 410 University Avenue, Westwood, MA 02090 (617) 329-6100.



Ortho Diagnostic Systems Inc.



* T.M. of Ortho Diagnostic Systems, Inc.
Copyright 1981 Ortho Diagnostic Systems, Inc.

Circle No. 294 on Readers' Service Card

WHY

measure colloid osmotic pressure (COP)?

Because COP is a vitally important factor in the prediction of abnormal water movement between body compartments.

This may occur in:

- Prolonged hyperalimentation
- Pulmonary edema
- Nephrotic syndrome
- Exchange transfusions (e.g. neonatal hyperbilirubinemia)
- Malabsorption syndrome
- Liver disease or immature hepatic function
- Protein-losing enteropathy
- Burn injury
- Respiratory distress syndrome

WHY

measure COP with a Wescor Colloid Osmometer?

Because It's highly reliable, easy to use, rarely requires maintenance and incorporates superior features designed specifically for clinical applications.

The Wescor 4100 Colloid Osmometer is universally preferred in side by side comparisons. Let us prove it: Ask for a demonstration.

300 μ l whole blood routinely—
125 μ l with special technique.

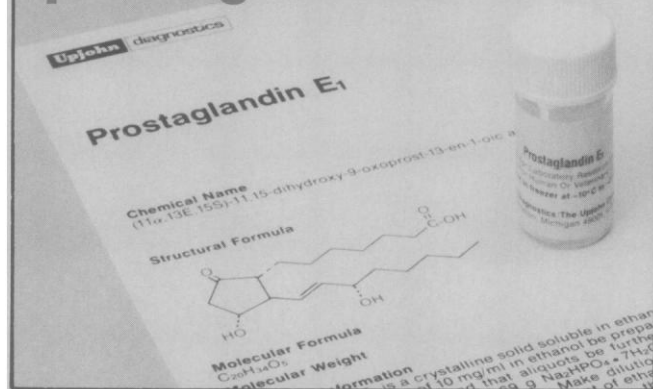


WESCOR

459 S. Main St. • Logan, Utah 84321, USA • (801) 752-6011
TWX: 910-971-5870 WESCOR LOGA

For literature circle reader service number 302
For demonstration circle reader service number 303

Trust your critical research to Upjohn Diagnostics' quality prostaglandins



As a research pioneer and leading manufacturer of quality prostaglandins, Upjohn Diagnostics brings over two decades of experience to the field with a total of eighteen different compounds, the most comprehensive selection available from a single source. Each Upjohn Diagnostics' prostaglandin is thoroughly tested, resulting in prostaglandins of exceptional purity and dependability.

Add a new pricing structure, and you have even more reason for specifying Upjohn Diagnostics' prostaglandins . . . because using the best doesn't have to cost more.

Upjohn Diagnostics' Quality Prostaglandins

Description	Cost/10 mg
PGA ₁	\$135
PGA ₂	135
PGB ₁	135
PGB ₂	135
PGD ₂	200
PGE ₁	135
PGE ₂	135
PGF ₁ α	135
PGF ₂ α Tromethamine	135
PGI ₂ (Prostacyclin) Na Salt	400
6-keto PGF ₁ α	200
13,14-diH-15-keto-PGE ₂	200
13,14-diH-15-keto-PGF ₂ α	200
9,11-dideoxy-9 α ,11 α -epoxymethane-PGF ₂ α	200
9,11-dideoxy-11 α ,9 α -epoxymethane-PGF ₂ α	400
16,16-dimethyl-PGE ₂	200
6,15-diketo-13,14-dihydro-PGF ₁ α	200
Thromboxane B ₂	400
Thromboxane B ₂ Antiserum (100 tube vial)	40

Free Reprint Available

"Prostaglandins and the arachidonic acid cascade," a detailed history and description of prostaglandins is now available. For your free copy, circle Reader Service No. 363.

For full information, write or call Upjohn Diagnostics, Kalamazoo, MI 49001, 616-385-7111.

Upjohn diagnostics

A Division of The Upjohn Company

For laboratory research use only.
Not for human or veterinary clinical use.
(UD83-046) February, 1983

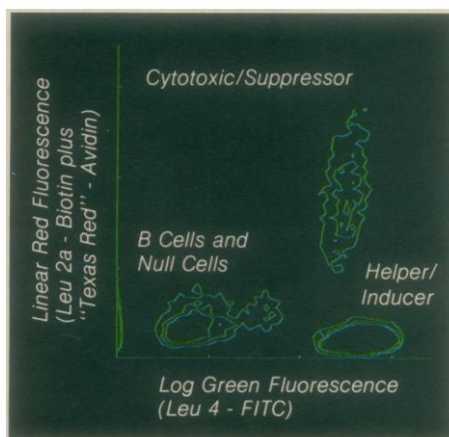
Circle No. 364 on Readers' Service Card



First.

First in cell sorting, first in computerized cell analysis, first in dual laser illumination, and first in dual color immunofluorescence. Clearly, Becton Dickinson is a consistent innovator in new techniques for flow cytometry. The latest example of this is the use of two different immunofluorescent stains, FITC and Texas Red to look simultaneously at subpopulations of peripheral blood lymphocytes.

The FACS 440 Dual Laser Cell Sorter coupled with the CONSORT 40 Data Management and Control System, pictured above, allows measurement and quantitation of any two peripheral blood mononuclear cell subpopulations simultaneously. Four parameter data on each cell can be acquired and stored at up to 5,000 cells per second. The data from two separate cell surface markers, as illustrated here, is contoured and



CONSORT 40 Contour analysis - Peripheral blood lymphocytes stained with Leu 2a-Biotin plus Texas Red-Avidin (Cytotoxic/Suppressor T-Lymphocytes) and Leu 4-FITC (Pan T Lymphocytes)

quantitated to assess the total population of T-lymphocytes using FITC labeled Leu-4, and the cytotoxic/suppressor fraction using Biotin Leu 2a - "Texas Red" Avidin labeling.

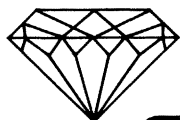
For more information on dual color immunofluorescence or other topics or to see this system in action write or call us at 408-738-8558.

BECTON DICKINSON FACS SYSTEMS
490-B Lakeside Drive
Sunnyvale, California 94086
Telephone: 408-738-8558
TWX: 910-338-2026

BECTON DICKINSON LABORATORY SYSTEMS
Antwerpse Steenweg 277
2800 Mechelen, Belgium
(32) (15) 29.01.43
TLX: 846 72096

Circle No. 62 on Readers' Service Card

NEW PRECISION COLLECTION OF



MicroSep™

MEMBRANE FILTERS WITH 6 PRECISE LITTLE DIFFERENCES.

We proudly invite you to sample our new collection of MicroSep cellulosic membrane filter discs. Because we honestly believe you'll benefit from these precise little differences:

1. They have micro-precise controlled pore symmetry for high throughput that is predictably consistent.
2. We make them of mixed esters of cellulose in a process so precise we guarantee consistency and easy handling characteristics.
3. To assure performance, we test every lot *after autoclaving* for handling characteristics. To assure delivery, we ship within 24 hours of receiving orders.
4. To give you a little more for a little less, we package 20% more filters per package, and then charge 20% less for them.
5. For choice, MicroSep Filters come in 7 sizes, 13 to 293 mm, with 7 pore sizes from 0.1 to 5 μ m, in white, grid-white, black, grid-black.
6. Finally, we guarantee satisfaction.

Want a little more? Call Jim Filson, 716/624-2230. Or return this coupon for a sample package...

FREE.

Please send me a free sample package of MicroSep Filters.

Name _____ Title _____
Firm _____
Address _____
City _____ State _____ Zip _____



MICRON SEPARATIONS, INC.

A precise little difference.

58 North Main St., Honeoye Falls, NY 14472

Circle No. 366 on Readers' Service Card

State-of-the-Art WORKSHOP On

Enzyme & Protein Immobilization

Tufts University
Medford, MA
June 13, 14 & 15, 1983

This three day workshop will offer participants a unique opportunity to acquire hands-on laboratory experience in enzyme and protein immobilization techniques.

The Program is designed for Chemists, Biochemists, and Chemical Engineers who want to gain insight into this rapidly growing field. The format will combine lectures with intensive laboratory sessions so that participants can directly apply lecture material to real laboratory situations. Emphasis will be placed on the practical aspects and applications of the techniques.

Lecture and Laboratory Experiments will include

- Chemistry of Immobilization
- Immobilized Enzymes and Cells for Organic Synthesis
- Enzyme Electrodes
- Cofactor Regeneration
- Immobilized Species for Producing Specialty Chemicals
- Immobilized Species for Monitoring Industrial Processes
- Reactor Design

Faculty

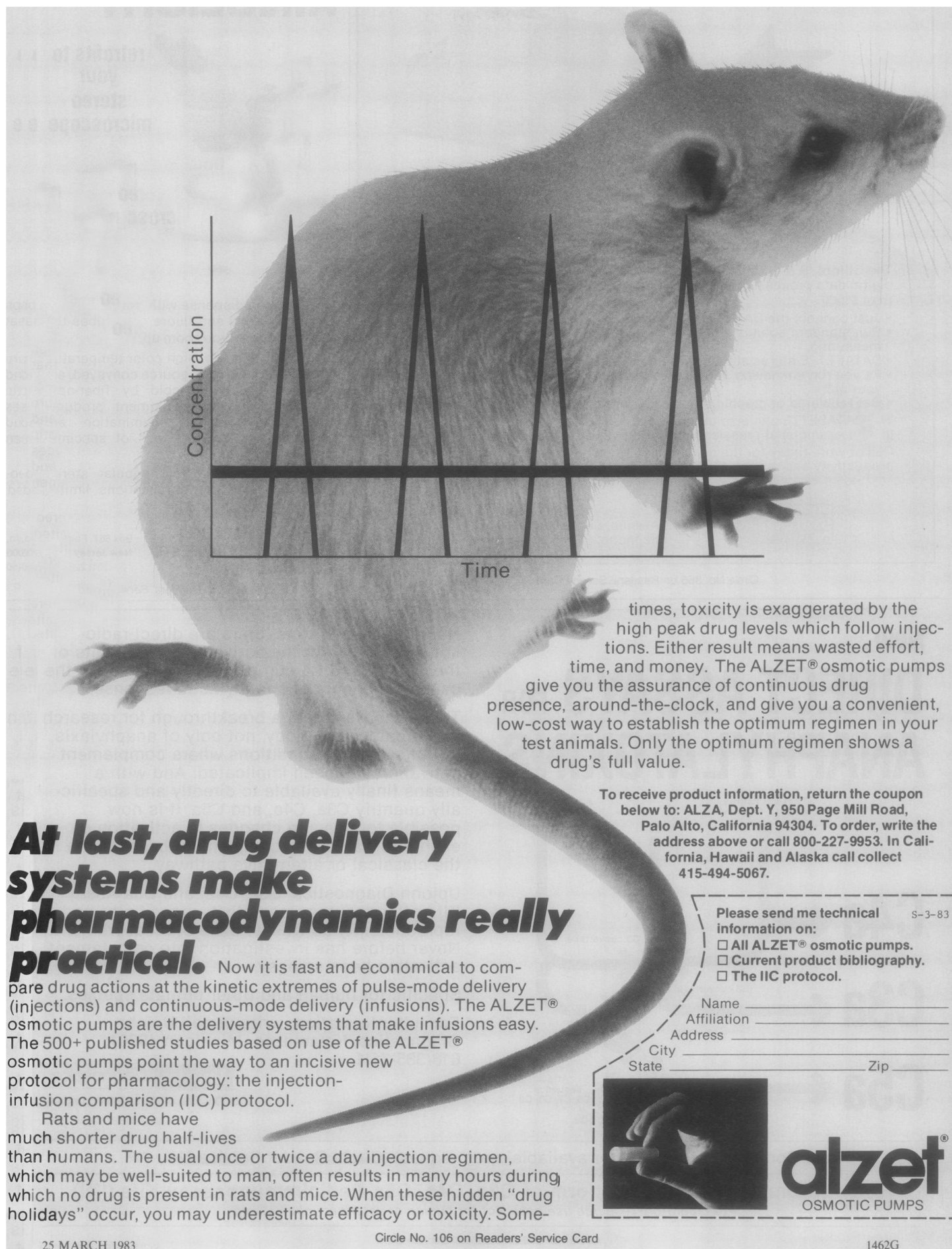
- Charles L. Cooney - MIT
- George G. Guilbault - New Orleans
- Alexander M. Klibanov - MIT
- Jean Mayer - Tufts
- Albert Robbat - Tufts
- David R. Walt - Tufts
- Howard Weetall - Corning Glass
- George M. Whitesides - Harvard

Enrollment is limited so don't delay your inquiry. Call or write us today for a Workshop brochure plus cost and registration details.



Tufts University
Conference Bureau
Medford, MA 02155
Telephone (617) 381-3568

Circle No. 313 on Readers' Service Card



At last, drug delivery systems make pharmacodynamics really practical.

Now it is fast and economical to compare drug actions at the kinetic extremes of pulse-mode delivery (injections) and continuous-mode delivery (infusions). The ALZET® osmotic pumps are the delivery systems that make infusions easy. The 500+ published studies based on use of the ALZET® osmotic pumps point the way to an incisive new protocol for pharmacology: the injection-infusion comparison (IIC) protocol.

Rats and mice have much shorter drug half-lives than humans. The usual once or twice a day injection regimen, which may be well-suited to man, often results in many hours during which no drug is present in rats and mice. When these hidden "drug holidays" occur, you may underestimate efficacy or toxicity. Some-

times, toxicity is exaggerated by the high peak drug levels which follow injections. Either result means wasted effort, time, and money. The ALZET® osmotic pumps give you the assurance of continuous drug presence, around-the-clock, and give you a convenient, low-cost way to establish the optimum regimen in your test animals. Only the optimum regimen shows a drug's full value.

To receive product information, return the coupon below to: ALZA, Dept. Y, 950 Page Mill Road, Palo Alto, California 94304. To order, write the address above or call 800-227-9953. In California, Hawaii and Alaska call collect 415-494-5067.


Please send me technical information on: S-3-83
☐ All ALZET® osmotic pumps.
☐ Current product bibliography.
☐ The IIC protocol.

Name _____
Affiliation _____
Address _____
City _____ State _____ Zip _____



alzet®
OSMOTIC PUMPS

Put Your Instrument




in This Picture!

The Gilford, B & L, Coleman, P.E. . . whatever you're using, can now have digital data processing with the all new DATASETTE™ — and for less than \$1000.

- Just connect the DATASETTE to the recorder output of your instrument,
- Run standard solutions after telling DATASETTE what units you're measuring,
- DATASETTE stores standards values, select best curve function and fit,
- As you run unknowns, values are calculated and digitally displayed in your units.
- Get tabulated or graphic report for your records with optional printer.

The DATASETTE can also automatically store and record unknown data (pH for example) at preselected intervals, and handle rate reactions.


Call or write today for the complete story on how to improve accuracy, productivity and make a 1983 model out of your instrument.



60 Union Avenue, Sudbury, Mass. 01776
Telephone: 617-443-8912

Circle No. 365 on Readers' Service Card

LUCIDA® fiber optic RINGLIGHT



Now you can dispense with hot little lamps on wiggly arms and fluorescent tubes that seem to fade as you zoom up.

Enjoy the brilliance, high color temperature of a 150 watt halogen source conveyed, and delivered absolutely cold by fiber-optic RingLight. Vertical adjustment produces subtle variations in illumination and corresponding "revelations" of specimen surface structure.

Adaptors available for popular stereo-microscopes. Other applications limited only by your imagination.



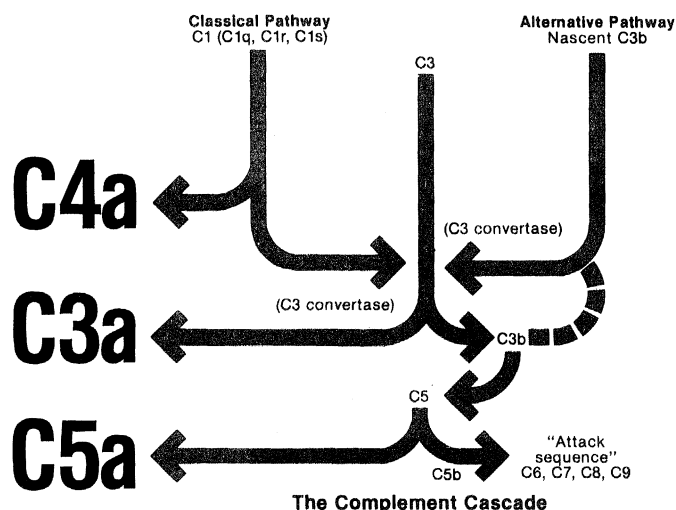
**HACKER
INSTRUMENTS
INC.**

Box 657, Fairfield,
New Jersey 07006
(201) 226-8450

Circle No. 24 on Readers' Service Card

New . . .

DIRECT ASSAYS FOR ANAPHYLATOXINS



Now for the first time, there are direct radio-immunoassays for the activated components of the C3, C4, and C5 complement peptides . . . the causative agents of anaphylactic response.

These assays signal a breakthrough for research in the pathophysiology, not only of anaphylaxis, but of scores of conditions where complement activation has been implicated. And with a means finally available to directly and specifically quantify C3a, C4a, and C5a, it is now possible to measure changes in activation of each pathway of the complement cascade, be it the classical or alternative pathway.

Upjohn Diagnostics' C3a, C4a, and C5a Assay Kits offer accuracy, sensitivity, specificity, and reproducibility as well as ease of measurement. Never before has investigation into complement activation been so easy.

Specific for human and other primate species.

For full information, write or call Upjohn Diagnostics, Kalamazoo, Michigan 49001; 616/385-7111.

Upjohn diagnostics

A Division of The Upjohn Company

(UD-83-048B) March, 1983

Free Complement Newsletter available upon request. Circle Reader Service No. 359

Human Complement des Arg form of C3a, C4a, C5a Radioimmunoassay Kits (125I)

For laboratory research use only. Not for human or veterinary clinical use.

EMBRYOLOGIST


Position available for an Embryologist to run new In Vitro Fertilization Laboratory at Columbia Hospital for Women, affiliated with Georgetown University. Will have opportunity to assist with establishing laboratory, selecting equipment and staff. Must have Ph.D. in Physiology, Anatomy, Biology, Zoology, Animal Husbandry or related science. Experience in reproductive research, tissue culturing, egg anatomy and physiology and embryology is required. In Vitro Fertilization experience preferred.

Embryologist selected will receive full-time faculty appointment, commensurate with qualifications, at Georgetown University School of Medicine, and will have opportunities for basic research.

Send resume to:

Dr. Richard Falk
c/o Personnel Director
Columbia Hospital for Women
2425 L Street, Northwest
Washington, D.C. 20037

It's Time To Look Into Collagen



Veterinarian/Animal Physiologist

The Connective Tissue Laboratories of Collagen Corporation has an opening for a Veterinarian/Animal Physiologist with a degree in Veterinary Medicine or Ph.D. in Physiology. Applicants must have at least 1-2 years of research or animal clinical experience. As a member of a multidisciplinary research team, you will plan and conduct a program in which animal models are used to study the biological response to implants designed for repair of soft and hard connective tissue. You will also design and implement animal safety studies and supervise the animal facility.

This position offers a stimulating professional environment to conduct basic and applied research leading to new products. In addition to a competitive salary and benefits program, you will participate in our stock purchase plan.

Please send your resume, a brief account of your interests, and a list of references whom we may contact to: Dr. Carl Piez, Director, Connective Tissue Research Laboratories, Box 102, Collagen Corporation, 2500 Faber Place, Palo Alto, CA 94303. EOE.

Collagen Corporation



2500 Faber Place
Palo Alto, CA 94303

SENIOR INFORMATION SCIENTIST BIOMEDICINE

Pharmaceuticals R&D

Responsibilities include providing literature searches, reference and current awareness services to the biomedical staff using both traditional strategies and computerized approaches.

Incumbent should hold at least a BS degree in one of the biological sciences with 3 or more years of experience in an information environment. On-line searching experience is essential.

One of the newest laboratories in the country in suburban campus setting 25 miles south of Philadelphia. Competitive salaries and benefits, including unique investment program. Moving expenses covered. Please submit full CV. Principals only.

Chas. T. Brodigan



**STUART
PHARMACEUTICALS**
division of ICI Americas Inc.
Wilmington, Delaware 19897
An Equal Opportunity Employer M/F



KING SAUD UNIVERSITY RIYADH, SAUDI ARABIA

King Saud University, College of Science, is seeking highly qualified and experienced technical candidates to work as a team to develop technician training, a technical support service and an equipment maintenance service.

SUPERINTENDENT TECHNICIAN: Responsibilities include operations of a complete technical maintenance, repair and construction service for teaching and research laboratories.

ELECTRONICS TECHNICIAN: Duties include supervision/carrying out of fault diagnosis testing, calibrations of electronic equipment and analytical instrumentations.

MECHANICAL ENGINEERING TECHNICIAN: Responsibilities include testing, fault diagnosis and repair of instruments and precision equipment.

GENERAL MAINTENANCE TECHNICIAN: Duties include fault diagnosis, repair and maintenance of various instrumentations used in teaching and research labs.

QUALIFICATIONS: Applicants must have a university degree or equivalent and five years of experience in their field.

Position offers competitive salary and benefits package. Please send via airmail a detailed resume including salary history before April 30, 1983 to:

The Dean, College of Science
King Saud University Office
P.O. Box 2455
Riyadh, Saudi Arabia

A second copy of the above information should be sent to:

King Saud University Office
2425 West Loop South, Suite 450
Houston, Texas 77027
Attn: Mrs. Norma Carbonari

THE AUSTRALIAN NATIONAL UNIVERSITY invites applications for **POSTDOCTORAL FELLOWS GRADE I/RESEARCH FELLOWS/SENIOR RESEARCH FELLOWS** in **JOHN CURTIN SCHOOL OF MEDICAL RESEARCH**.

The School seeks persons with Ph.D. degrees (or equivalent qualifications) and expertise in any areas of research listed below. Up to eight appointments will be available from late 1983 or early 1984.

DEPARTMENT OF BIOCHEMISTRY (head: Professor F. Gibson). Energy-transducing ATPase; membrane assembly; bacterial transport; bioenergetics; mechanism of action of classical and multifunctional enzymes; molecular biology; gene expression; differentiation; oncogenesis.

DEPARTMENT OF EXPERIMENTAL PATHOLOGY (head: Professor P. C. Doherty). Biology and biochemistry of tumour metastasis and malignancy; viral and auto-immune pathological process in the central nervous system; vascular and lymphatic pathology; inflammation; pathogenesis of malaria.

DEPARTMENT OF HUMAN BIOLOGY (head: Dr. R. L. Kirk). Tissue typing; genetic markers; molecular biology of inherited disease and human population genetics.

DEPARTMENT OF IMMUNOLOGY (head: Professor B. Morris). Ontogeny of the immune response; genetics of disease resistance; reproduction and developmental biology; tissue transplantation; lymphocyte physiology.

DEPARTMENT OF MEDICINE AND CLINICAL SCIENCE (head: Professor W. F. Doe). Mediation of mucosal tissue injury; neutral proteases; macrophage differentiation; mucosal immunity; inflammation; interleukins and T cell differentiation; colon cancer; inflammatory bowel disease; cell regulation; malignant hyperpyrexia; asthma; atheroma; haemostasis.

DEPARTMENT OF MICROBIOLOGY (head: Professor G. L. Ada). Histocompatibility antigens; viruses; carcinogenesis; immunity to and epidemiology of viral infections.

DEPARTMENT OF PHARMACOLOGY (head: Professor D. R. Curtis). Mammalian central transmitters; pain and analgesia; mammalian peripheral sympathetic synapses; biophysics of smooth muscle; nerve growth factors.

DEPARTMENT OF PHYSICAL BIOCHEMISTRY (head: Professor L. W. Nichol). Biological macromolecules; interacting protein systems; multienzyme complexes; enzymes of sulphur metabolism; protein conformation and hydration; secretory and blood proteins.

DEPARTMENT OF PHYSIOLOGY [head: Professor (Elect) P. W. Gage from late 1983]. Synaptic transmission at peripheral and central synapses; calcium ionic and gating currents; charge movements in nerve and muscle; contractile activation in muscle; visual information processing.

EXPERIMENTAL NEUROLOGY UNIT (director: Professor R. Porter). Neurophysiology; spinal cord; synaptic transmission; control of movement; physiology of the cerebral cortex in primates.

Before you apply, please obtain further information and application details from: **Heads of Departments**.

Salary in accordance with qualifications and experience within the ranges: senior research fellow, \$31,332 to \$37,373 per annum; research fellow, \$22,430 to \$29,467 per annum; postdoctoral fellow grade 1 (at fixed point), \$19,333 to \$22,148 per annum. Current exchange rates: A\$1=U.S. \$0.97=U.K. 63P. Grants are provided towards travel and removal; assistance with housing; superannuation. The University reserves the right not to make an appointment or to make an appointment by invitation at any time. Applicants may obtain further particulars from: **The Registrar, Australian National University, P.O. Box 4, Canberra, ACT, Australia**, with whom applications close on 15 April 1983.

POSITIONS OPEN

FACULTY POSITION IN PLANT ECOLOGY. A tenure-track position is available in the Botany Department at the University of Massachusetts/Amherst. Candidates should have a strong background and research interest in some area of physiological ecology, for example, stress physiology, nitrogen fixation in plants, and so forth. The successful applicant will be expected to maintain an active research program, participate in undergraduate and graduate teaching in ecology, and develop an advanced course in own area of specialization. The position will be filled at a level commensurate with experience. Starting date may be 1 September 1983, 1 February 1984, or 1 September 1984. Send curriculum vitae with a brief statement of present and future research, copies of recent publications, and three letters of recommendation to: **Ecology Search Committee, Department of Botany, University of Massachusetts, Amherst, Mass. 01003**. Closing date for applications is 22 April 1983. *An Affirmative Action/Equal Opportunity Employer.*

FACULTY POSITION ASSISTANT PROFESSOR (PATHOGENIC BACTERIOLOGY)

The Department of Microbiology invites applications for a tenure-track appointment at the University of Texas Medical Branch at Galveston; salary is commensurate with qualifications. Candidates are expected to have a Ph.D. or equivalent degree with postdoctoral experience in the area of pathogenic bacteriology. Emphasis will be given to applicants with research experience in the area of bacterial genetics, pathophysiology, or host-defenses mechanisms. In addition to establishing an independent research program, the successful candidate will also be expected to participate in the teaching of medical and graduate students.

Applicants should send curriculum vitae, bibliography, and names, addresses, and telephone numbers of three references to:

Dr. Johnny W. Peterson
Chairman, Search Committee
Department of Microbiology
University of Texas Medical Branch
Galveston, Texas 77550

An Equal Opportunity/Affirmative Action Employer, M/F/H.

FISHERY BIOLOGIST/SCIENTIST DEPARTMENT OF NATURAL RESOURCES COLLEGE OF AGRICULTURE AND LIFE SCIENCES, CORNELL UNIVERSITY

Assistant professor of fishery biology/science available in January 1984. This is a 12-month, tenure-track appointment requiring a Ph.D. in fishery biology or science. Responsibilities carry a 60 percent research and 40 percent teaching commitment. Research would be expected to focus on the management of cold-water fisheries, primarily in New York State, with an emphasis on population dynamics. Teaching commitment includes introductory fishery biology, techniques in fishery science and management, and advising undergraduate and graduate students. Applications must be received no later than 25 April 1983. Send letter of application with curriculum vitae and names of three references to: **Dr. W. D. Youngs, Department of Natural Resources, New York State College of Agriculture and Life Sciences, 8C Fernow Hall, Cornell University, Ithaca, N.Y. 14853**. *Cornell University is an Equal Opportunity/Affirmative Action Employer.*

HEAD, DEPARTMENT OF BIOLOGY. East Texas State University, enrolling about 8000 students, invites applications and nominations for the headship of a nine-member Department of Biology offering the B.S. and M.S. degrees in biology, botany, and zoology. Among selection criteria are an earned doctorate in a biological discipline; 5 years of full-time college or university experience, including undergraduate and graduate teaching; and evidence of current research, scholarship, ability to attract extramural funding, effective interaction with people, and potential to lead the department in developing and maintaining quality instruction and research programs. Provide résumés and transcripts and have three letters of recommendation sent before 1 May 1983 to: **Dr. Stephen L. Razniak, Chair, Department of Biology Search Committee, College of Arts and Sciences, East Texas State University, Commerce, Texas 75428**. *East Texas State University is an Affirmative Action/Equal Opportunity Employer and encourages applications from minorities and women.*

Career Opportunities At WYETH LABORATORIES

Wyeth Laboratories, a leading pharmaceutical company in suburban Philadelphia, has several challenging positions available for the following qualified personnel:

Project Leader-Recombinant DNA Research

Ph.D. Molecular Biologist to manage Recombinant DNA Research. The candidate should be a recognized contributor in recombinant DNA research and, preferably, have cloned a product of biomedical importance. The successful candidate should have administrative and supervisory experience and demonstrated ability to lead a research team to achieve company objectives.

Molecular Biologist-Plasmid Construction

Requires a Plasmid Molecular Biologist at the Ph.D. level with at least two years of direct experience. Research efforts will emphasize the construction of plasmids and the expression of cloned DNA sequences at the protein level.


Molecular Biologist-Antigen Detection Specialist

Ph.D. with at least two years experience in molecular biology or immunology. The candidate will work in the detection of cloned genes in bacteria and isolation of minute quantities of the antigen produced by recombinant DNA technology.

Molecular Biologist-Protein Sequencing and Characterization

Excellent position available in a recombinant DNA program for a qualified Protein Molecular Biologist. The candidate should have a Ph.D. in molecular biology/biochemistry and at least two years experience in microsequencing and characterization of proteins.

If interested, send resume including salary requirements in strict confidence to:

Wyeth Laboratories, Inc.
 **P.O. Box 8299**
Philadelphia, PA 19101
Equal Opportunity Employer M/F/H

**KING ABDULAZIZ UNIVERSITY
JEDDAH, SAUDI ARABIA
FACULTY OF MARINE SCIENCES**

Applications for academic positions are now being accepted for the academic year 1983/84. If you are interested send the following requirements:

1. Complete resume.
2. Copies of degrees and letter of experience.
3. List of research and publications.

All the listed requirements should be sent to:

King Abdulaziz University Recruitment Office
c/o Saudi Arabian Educational Mission
2425 West Loop South, Suite 654
Houston, Texas 77027
Telephone: (713) 629-5170

Deadline for all applications will be April 24, 1983.

Bioanalytical Laboratory Supervisor (Chromatography)

Boehringer Ingelheim Ltd. is a major European/American company in highest quality pharmaceuticals/health care, committed to major R & D expansion to meet long range corporate goals. We are now seeking a P.D. Bioanalytical Chemist or Biochemist with 0-3 years post-graduate experience in bioanalytical methods development, specializing in HPLC and GLC methods of analysis. The successful candidate will supervise a laboratory to develop chromatographic assays for drugs in biofluids in support of pharmacokinetic and bioavailability studies.

Our new facilities and equipment, professional staff and suburban Connecticut surroundings make this an attractive opportunity for the highly motivated research scientist. To inquire send resume, with salary requirement to:

Stuart E. Rapp, Personnel Manager, R & D



**Boehringer
Ingelheim Ltd.**

90 East Ridge, Ridgefield, Ct. 06877

An Equal Opportunity Employer M/F/H

INTERNATIONAL CENTRE FOR DIARRHOEAL DISEASE RESEARCH, BANGLADESH (ICDDR,B)



WANTED

ICDDR,B is an international institution situated in Dhaka, Bangladesh, for research and training in diarrhoeal diseases and directly related subjects of nutrition and fertility to develop improved health programmes for control of diarrhoeal diseases in developing countries.

Applications are invited for the following positions:

1. Director

The successful applicant will have:

- * Established leadership in research training and management skills.
- * An extensive experience in running a large research organization.
- * Recognised ability of working in developing countries.
- * Seniority (over 40 years of age)
- * Willing to work with personnel from many countries and agencies which support the Centre.
- * Research Doctoral Degree, an M.B.B.S. or M.D. with professional specialty and research training beyond the internship.

2. Senior Scientists—(equivalent to Professor)

One position for each of the following disciplines:

- (a) EPIDEMIOLOGY (b) HEALTH SERVICES RESEARCH
(c) CLINICAL/NUTRITION RESEARCH

The successful applicants will have:

- * Capability of conducting research independently as well as leading a team of scientists and supervising scientific support services in the respective area.
- * Twenty or more (10 or more as senior author) publications in edited journals or chapters of published book.
- * Nine or more years of research experience in the respective research area.
- * Research Doctoral Degree, an M.B.B.S. or M.D. with professional specialty and research training beyond the internship.

3. Scientists—(equivalent to Associate Professor)

One position for each of the following disciplines:

- (a) EPIDEMIOLOGY (b) OPERATIONS RESEARCH/ECONOMICS
(c) DEMOGRAPHY/STATISTICS (d) IMMUNOLOGY
(e) MICROBIOLOGY

The successful applicants will have:

- * Capability of conducting research in the respective area independently and provide professional advice to fellow scientists.
- * Fifteen or more (5 or more as senior author) publications in edited journals or chapters of published books.
- * Six or more years of research experience in the related discipline.
- * Research Doctoral degree or an M.B.B.S. or M.D. with post professional specialty and research training beyond the internship.

—All these positions carry U.N. salary level (Director/Professional) and all usual benefits.

—The position of Director will be available from July 1, 1985.

—Other positions are immediately available.

—Appointment of Director will be made for three-year term, renewable for three years. The period of contracts of other positions are negotiable, preference for two 2-yearly contracts.

For further information or to apply write with complete C.V. by April 30, 1983 to

**Director
ICDDR,B
G.P.O. Box 128
Dhaka-2
Bangladesh**

POSITIONS OPEN

FACULTY POSITIONS IN PHARMACOLOGY

The Department of Pharmacology, University of Missouri-Columbia, invites applications for two tenure-track positions at the **assistant professor** rank beginning 1 September 1983. Under unusual circumstances, appointment at a more senior level may be considered. Candidates must have a Ph.D. or M.D. degree with two or more years of postdoctoral research experience. For one position, preference will be given to candidates with a strong background in insulin and/or lipoprotein receptor characterization, membrane transport, membrane-related enzymology, or regulation of metabolism. For the other position, preference will be given to candidates with a strong background in biochemical aspects of neuropharmacology. Candidates will be evaluated on the basis of research, potential to interface with current research interests in the department, and teaching skills. Successful candidates will be expected to obtain extramural funding and participate in the teaching of medical and graduate students. Competitive salary commensurate with experience. Please send a brief description of research plans, curriculum vitae, and the names of three references by 1 June 1983 to: **Dr. Leonard R. Forte, Chairman of the Search Committee, M-523 Medical Sciences Building, School of Medicine, University of Missouri, Columbia, Missouri 65212. An Equal Opportunity/Affirmative Action Employer.**

The Biological Sciences Department at the University of California, Santa Barbara, invites applications for an anticipated nontenure-track appointment at the level of **VISITING LECTURER** in the area of **BIOCHEMISTRY**. The appointment is for a 1-year period with the possibility of renewal up to a maximum of 4 years. Candidates should possess a strong background in biochemistry and molecular biology, and a demonstrated commitment to excellence in teaching and research. The department is particularly interested in persons whose training and research is relevant to biochemical elucidation of control of cell division in lower eukaryotes. Applicants should submit curriculum vitae, a summary of teaching interests and research experience, copies of two representative publications, and names of three references to: **The Chairman, Department of Biological Sciences, University of California, Santa Barbara, California 93106**. Applications must be postmarked no later than 10 April 1983. *The University of California is an Equal Opportunity/Affirmative Action Employer.*

SCIENCE LIBRARIAN THE UNIVERSITY OF CHICAGO

Librarian sought to direct science libraries. The University is constructing an \$18-million science library into which most of its collections and services for science, medicine, and technology and those of the John Crerar Library will be merged. Candidates should be familiar with the scientific information needs of both the corporate and the academic communities, have a broad understanding of the issues confronting research libraries, and have library management experience. This new position reports to the director of the University Library. Salary is competitive. Appointment by September 1983. Send curriculum vitae and names of three references by 15 April 1983 to: **Science Librarian Search Committee, c/o Jane E. Marshall, Personnel Librarian, The University of Chicago Library, 1100 East 57 Street, Chicago, Ill. 60637. The University of Chicago is an Equal Opportunity Employer.**

A **POSTDOCTORAL POSITION** will be available soon for suitably qualified applicants interested in studying immunity to cancer. The research program of the Trudeau Institute involves the use of animal models of infectious diseases and cancer to analyze mechanisms of protective immunity at the physiological and cellular levels. Applicants should have some training in immunobiology. The starting salary is \$14,500 plus a liberal fringe benefit package. Subsidized housing is available.

The Trudeau Institute is a not-for-profit pure research institute located on the shore of Saranac Lake, 10 miles from Lake Placid, N.Y. Send résumé and names of three references to:

**Dr. Robert J. North, Director
Trudeau Institute
P.O. Box 59
Saranac Lake, N.Y. 12983
An Equal Opportunity Employer**

POSITIONS OPEN

UNIVERSITY OF MICHIGAN MEDICAL SCHOOL DEPARTMENT OF FAMILY PRACTICE

The University of Michigan, Department of Family Practice, has a unique opportunity for residency-trained family physicians who are seeking further clinical experience while beginning a career in academic family practice. Appointment as instructor allows such junior faculty to participate in patient care while gaining experience and involvement in teaching, administration, and research. Applicants should write a personal letter and send a copy of their curriculum vitae to:

**Terence C. Davies, M.D.
Professor and Chairman
c/o Peggy L. Alford
Department of Family Practice
University of Michigan Medical School
B1952 Clinical Faculty Office Building
Ann Arbor, Michigan 48109**

The University of Michigan is an Equal Opportunity/Affirmative Action Employer. Code 15.

TRUDEAU INSTITUTE

A position exists for an **IMMUNOBIOLOGIST** at the **ASSISTANT PROFESSOR** level to develop an independent research program related to immunity to cancer or infectious diseases. Applicants should have at least 3 years of postdoctoral experience and provide visible evidence that they already have been scientifically productive. Funds are available to support the successful applicant for a minimum of 3 years. The Trudeau Institute is a not-for-profit pure research institute situated on the shore of Saranac Lake, 10 miles from Lake Placid, N.Y. Send résumé and names of three references to:

**Dr. Robert J. North, Director
Trudeau Institute, Inc.
P.O. Box 59
Saranac Lake, N.Y. 12983
An Equal Opportunity Employer**

INSTRUCTOR/ASSISTANT PROFESSOR Wayne County General Hospital

The University of Michigan Medical School, Department of Pathology, is seeking a pathologist (Board-certified or -eligible in both anatomic and clinical pathology) for an academic position that will involve responsibility for service activities in the Clinical Laboratories. There will be opportunities for teaching related to medical students and residents as well as opportunities to become involved in research activities. Appointment in this position at Wayne County General Hospital carries a full academic title in the Department of Pathology at the University of Michigan Medical School. *The University of Michigan is a nondiscriminatory, Affirmative Action Employer. Code 44 FO.* Candidates should contact:

**Peter A. Ward, M.D.
Department of Pathology
University of Michigan Medical School
M5240 Medical Science I Box 045
1315 Catherine Road
Ann Arbor, Mich. 48109
Telephone: 313-763-6484**

or

**Robert W. Schmidt, M.D.
Department of Pathology
Wayne County General Hospital
2345 Merriman Road
Westland, Mich. 48185**

Telephone: 313-274-3000, extension 6171

MICROBIOLOGY: The West Virginia School of Osteopathic Medicine (WVSOM) invites applications for two tenure-track positions available 1 July 1983. Though preference will be given to those applicants whose background is in virology and/or immunology, successful candidates will be expected to teach in the general microbiology course (including parasitology), participate in the committee structure of the School, and take part in a developing research program. Rank and salary will be commensurate with experience. Applications, including current curriculum vitae and the names of three references, should be sent to: **Elizabeth Blatt, Ph.D., Associate Dean for Academic Affairs/Basic Science, West Virginia School of Osteopathic Medicine, Lewisburg, West Virginia 24901.** Deadline for applications is 1 May 1983.

WVSOM is an Affirmative Action/Equal Opportunity Employer.

POSITIONS OPEN

INVERTEBRATE ZOOLOGIST, Ph.D. preferred. Emphasis on developmental biology or comparative physiology; 2-year, nonrenewable appointment, beginning fall 1983; to teach one course each semester plus participate in introductory biology course. A research program which can include senior undergraduates is expected. Send curriculum vitae, including statement of research activities, as soon as possible, but no later than 15 April, to: **Dr. C. Thomas Settlemyre, Biology Department, Bowdoin College, Brunswick, Maine 04011. Affirmative Action/Equal Opportunity Employer.**

The University of Michigan (UM)-Flint, Biology Department, invites applications for full-time **LECTURER** beginning fall 1983 with responsibilities for laboratory instruction in histology and one or more of the following areas: gross anatomy, physiology, neuroanatomy, and general biology. Requirements: master's or equivalent, demonstrated teaching ability, and broad training in biology. Send résumé, including teaching areas, copies of representative recent publications, and three letters of recommendation, by 15 April 1983 to: **Dr. Michael Hendrix, Biology Department, University of Michigan-Flint, Flint, Mich. 48503.** The University of Michigan-Flint, established in 1956, is an urban regional unit of The University of Michigan. *UM-Flint is a nondiscriminatory, Affirmative Action Employer.*

POSTDOCTORAL ASSOCIATES (TWO)

IN TRANSPORT PHYSIOLOGY

Positions for recent Ph.D. graduates in cellular physiology, biochemistry, or related discipline to carry out studies on mechanism and regulation of sodium pump using reconstituted red cell ghosts or purified renal enzyme. Experimental approaches include isotopic transport and biochemical reaction initiated by photo-released (caged) substrates. Experience in radioisotope flux studies and/or biochemical techniques desirable. Available from spring 1983, for up to 3 years. Salary at appropriate NIH level. Send application with curriculum vitae and names of three references to: **Dr. Jack H. Kaplan, University of Pennsylvania, Department of Physiology, Philadelphia, Pa. 19104. Equal Opportunity/Affirmative Action Employer.**

POSTDOCTORAL FELLOW/RESEARCH ASSOCIATE AND/OR RESEARCH ASSISTANT PROFESSOR supported by grants for at least 2 years to study **BIOCHEMISTRY, CELLULAR AND/OR MOLECULAR BIOLOGY OF PARASITIC PROTOZOA-MACROPHAGE** in vitro interactions in **LEISHMANIASIS**. Immediate opening. Salary commensurate with qualifications. Send résumé and three letters of recommendation to: **Dr. K.-P. Chang, Department of Microbiology, University of Health Sciences/The Chicago Medical School, 3333 Green Bay Road, North Chicago, Ill. 60064. Equal Opportunity/Affirmative Action Employer.**

POSTDOCTORAL POSITION available at UCLA School of Medicine to study transduction in photoreceptors or synaptic mechanisms in retinal cells using patch clamp techniques on isolated cells in tissue culture. No previous experience with these techniques is necessary, but extensive background in membrane biophysics is required. Applicant must be U.S. citizen or permanent resident. Send inquiries to: **G. L. Fain, Laboratoire de Neurobiologie, Ecole Normale Supérieure, 46 rue d'Ulm, 75005 Paris, France.**

POSTDOCTORAL POSITION available immediately to work on microbial iron metabolism. Ph.D. in biochemistry or strong biochemistry background required. Attractive recreational area. Send résumé, transcripts, and two letters of recommendation to: **Dr. T. Emery, Department of Chemistry and Biochemistry, Utah State University, Logan, Utah 84322. Utah State University is an Equal Opportunity Employer.**

POSTDOCTORAL POSITION available immediately to study interaction of hormones and calcium in regulating pituitary gene expression [see *J. Biol. Chem.* 257, 8569 (1982)]. Biochemistry background required, and recombinant DNA background desirable. Salary is negotiable. Send curriculum vitae and names of references to: **Dr. Carter Bancroft, Cellular Gene Expression and Regulation Laboratory, Sloan Kettering Institution, 1275 York Avenue, New York, New York 10021.**



Director of the Biochemical Laboratories

In the Department of Biochemistry and Molecular Biology of the Faculty of Arts and Sciences, bears primary responsibility for all non-academic departmental administration and building services. Assists Department and Chairperson in formulation of administrative, fiscal, and academic policies. Supervises the operation and maintenance of the 106,000 square foot Fairchild Biochemistry Building and related physical plant facilities. Manages all laboratory and building support services, and plans and oversees all building renovations. Develops and submits to the office of the Dean of the Faculty of Arts and Sciences the departmental and building budgets. Manages these fiscal resources (over \$2 million in departmental and building budgets) and oversees accounting and administration of over \$4 million in active research grants and gifts. Supervises a building and departmental support staff of 15 in accounting, purchasing, building maintenance, computer services, chemical disposal, and general administrative operations. Participates in fundraising and in the preparation and administration of departmental grants for equipment acquisition and graduate and postdoctoral research. Serves as Department representative and liaison to numerous University offices (Safety, Office for Sponsored Research, Buildings and Grounds, Graduate School of Arts and Sciences), to the office of the Dean of the Faculty of Arts and Sciences, to other academic departments of the University, and to government agencies.

The Director is a member of the Faculty of Arts and Sciences and serves on several departmental and University committees. If warranted, the Directorship may be accompanied by a part time academic teaching appointment at the rank of Lecturer.

A PhD or equivalent experience in the fields of Biochemistry, Molecular Biology, Chemistry, or related physical or life science is preferred. The position requires 2-4 years' experience in managing a scientific and/or academic administrative unit and the ability to relate well to people on all professional levels and to understand management problems from the point of view of the working scientist.

Applicants should submit vitae and the names of 3 references in confidence, before April 15, 1983, to: Directorship Search Committee, Fairchild Biochemistry Building, Harvard University, 7 Divinity Avenue, Cambridge, MA 02138.

An equal opportunity/affirmative action employer.

HARVARD UNIVERSITY

VACANCY

ASSISTANT ADMINISTRATOR FOR OCEANIC AND ATMOSPHERIC RESEARCH

The Office of Oceanic and Atmospheric Research (OAR), National Oceanic and Atmospheric Administration (NOAA), has announced the vacancy of Assistant Administrator for Oceanic and Atmospheric Research, located in Rockville, Maryland. The Office of Oceanic and Atmospheric Research is responsible for an integrated NOAA oceanic and atmospheric research and development program. The program consists of laboratory and extramural research projects that are relevant to NOAA service and resource management programs, and that provide sound technological and scientific principles on which to base improvements of those services and products. The assistant administrator is responsible for the direction and administration of all activities within OAR, including the management of a coordinated research program that will ensure OAR's compatibility and effectiveness in serving NOAA's programmatic needs. Incumbent is responsible for effecting a research program in support of NOAA services including cognizance over all agency research, management of in-house non-fisheries laboratories, and maintenance of a balanced, externally conducted, research and development program which complements in-house research efforts. The assistant administrator promotes the transfer of research results and new technology to other components of NOAA and, as appropriate, to scientific organizations outside NOAA. He/she advises the administrator on the need for and efficiency of NOAA's total research and technology development effort. **QUALIFICATIONS:** This is an exciting and challenging opportunity for an individual with demonstrated knowledge of: (one) oceanographic, meteorological, environmental, physical, and/or engineering sciences (including at least 24 semester hours in physical science and/or closely related engineering science at the college level). Experience in direction and administration of programs in research and development in the field of oceanic and atmospheric science is required. **SALARY:** This position will be filled under the Senior Executive Service (SES). Salary could range from \$56,945 to \$67,200 per annum. **APPLICATION:** Interested persons should call the NOAA Headquarters Personnel Section, telephone: 301-443-8373, to receive a copy of the complete vacancy announcement and qualification requirements. Applicants must also send a U.S. Standard Form 171, Personal Qualifications Statement, to: Susan D. Cisar, Personnel Management Specialist, Headquarters Personnel Section, AT/PER11, NOAA, 6601 Executive Boulevard, Rockville, Maryland 20852, by 22 April 1983. The Department of Commerce, National Oceanic and Atmospheric Administration, is an Equal Opportunity Employer.

RESEARCH POSITIONS

Enzo Biochem, Inc., a dynamic company working in areas of Biomedical Research and Development, is offering important research positions to persons with proven competence in the areas of Recombinant DNA, Monoclonal Antibodies, Immunology and Organic Chemistry.

• MONOCLONAL ANTIBODIES

Expertise in Cellular Biology with emphasis on modern techniques of monoclonal antibodies.

• RECOMBINANT DNA

Competence in Recombinant DNA techniques and experience in cloning microbial DNA.

• ORGANIC CHEMIST

Demonstrated expertise in organic synthesis in the area of nucleic acid or carbohydrate chemistry

• IMMUNOLOGIST

Experience in novel immunodetection techniques as applied to diseases of animals and plants.

In all disciplines the persons sought must have a Ph.D. degree or equivalent, and must be able to demonstrate scholarly and creative competence in their respective areas of specialization.

We offer liberal employment terms and a pleasant working environment.



Please send a resume to:

Personnel Department NK-1
Enzo Biochem, Inc.
325 Hudson Street
New York, N.Y. 10013

VACANCY ANNOUNCEMENT

National Institutes of Health Public Health Service Department of Health and Human Services

The National Institutes of Health invites nominations and applications for the position of Chief, Mineralized Tissue Research Branch, NATIONAL INSTITUTE OF DENTAL RESEARCH (NIDR). This is a Civil Service position in the Senior Executive Service with a salary range of \$56,945 to \$63,800 per annum. The person selected may be eligible for Physician's Comparability pay up to \$10,000 per year. A one-year probationary period must be served if the individual selected is not currently in the Senior Executive Service.

The Chief, Mineralized Tissue Research Branch, NIDR, provides leadership and direction for a comprehensive scientific research program involving basic and clinical research directed to the study of the development, structure, function and metabolism of mineralized tissues of diseases and disorders, both systemic and localized, that affect bones and teeth.

Further information about the position and qualification requirements may be obtained by contacting Mrs. Bonnie R. Kalberer at 301-496-6971. Applications (SF-171, Personal Qualifications Statement) accompanied by a current curriculum vitae and bibliography should be submitted to Mrs. Kalberer at: NIDR Personnel, Building 31, Room 2C-23, National Institutes of Health, 9000 Rockville Pike, Bethesda, Maryland 20205.

Applications must be postmarked not later than March 31, 1983. (The SF-171 form is available at all Federal Personnel Offices and Job Information Centers.) Applications from women and minority group candidates are solicited.

AN EQUAL OPPORTUNITY EMPLOYER

POSITIONS OPEN

NEUROSCIENTIST—ASSISTANT PROFESSOR OF PHYSIOLOGY

A tenure-track position is open in the Department of Physiology and is jointly sponsored by the School of Medicine and the College of Science and Engineering.

Applicants must have a terminal doctoral degree, at least 2 years of postgraduate research experience in neurosciences, and teaching abilities in neurophysiology. Preference will be given to those who are interested in systems or regulatory neurophysiology. Other skills, such as computer and electronic technology, will be considered.

Salary is commensurate with qualifications. The AAMC tables are used as a guide. The position is to be filled on or after 1 July 1983.

Please submit curriculum vitae, a copy of reprints demonstrating research interest and competence, and the names and addresses of three references by 15 April 1983 to:

Samuel N. Kolmen, Ph.D.
Chairman, Department of Physiology
Wright State University School of Medicine
Dayton, Ohio 45435

Wright State University is an Affirmative Action/Equal Opportunity Employer.

POSTDOCTORAL FELLOW—Ph.D. in physical biochemistry and preferably one or more years of subsequent research experience, to undertake both structural and mechanistic studies on membrane bound enzymes. Must have experience in low- and high-angle x-ray diffraction of reconstituted protein-lipid vesicle systems, freeze-fracture and standard electron microscopy techniques, fluorescence and fluorescence polarization techniques, differential thermal analysis, membrane and membrane protein isolation, reconstitution of artificial membrane systems, preparation and isolation of covalently modified apolar proteins, enzyme kinetic and rapid reaction stopped-flow techniques with reconstituted membrane systems. Strong references relative to research talent and independent effort are essential. Salary: \$15,000 to \$17,000. Send all applications to: **The Department of Biochemistry, University of Connecticut Health Center, Farmington, Conn. 06032.**

An Affirmative Action/Equal Opportunity Employer, M/W/H

POSTDOCTORAL POSITION available immediately for studies of the mechanism of action of insulin and cyclic AMP in cultured cells. Experience in cell culture and molecular biology is desirable. Send curriculum vitae and names and telephone numbers of three references to: **Dr. Daryl K. Granner, Department of Medicine/Biochemistry, The University of Iowa, Iowa City, Iowa 52242.** *An Equal Opportunity/Affirmative Action Employer.*

POSTDOCTORAL POSITIONS (two) for an organic chemist and a molecular biologist, to participate in immunochemical studies of nucleic acids. Organic chemist with knowledge of or training that can be adapted to nucleotide synthesis. Molecular biologist familiar with recombinant DNA techniques. We offer excellent training in immunology and immunochemistry, including hybridoma technology. Send curriculum vitae and names of three references to:

Dr. Bernard F. Erlanger
Department of Microbiology
Columbia University
701 West 168 Street
New York, N.Y. 10032

POSTDOCTORAL POSITION available 1 September 1983 for 2 years to work on the membrane biology of intestinal lipid absorption. Experience with either isolated brush border vesicles, mucus glycoproteins, or fatty acid binding proteins is desirable. Salary: \$17,500 per calendar year. Send curriculum vitae and names and telephone numbers of three references by 15 May to: **Dr. John Patton, Microbiology Department, University of Georgia, Athens, Ga. 30602.** *An Equal Opportunity/Affirmative Action Employer.*

POSTDOCTORAL POSITIONS for teaching and research starting August 1983, for 2 years, to support half-time teaching of laboratory sections in introductory biology and half-time research in collaboration with a member of the faculty who provides the facilities. To obtain information on areas of research or to apply, send résumé and three letters of recommendation by mid-April to: **Paul Megrew, Department of Zoology, University of Iowa, Iowa City, Iowa 52242.** *An Equal Opportunity/Affirmative Action Employer.*

POSITIONS OPEN

POSTDOCTORAL POSITIONS available immediately to study structure, function, and biosynthesis of yeast glycoproteins and the molecular biology of deoxynucleotide metabolizing enzymes in eukaryotic and prokaryotic organisms. The processing and functional role of oligosaccharides in enzyme action, clarification of substrate binding sites, regulation of gene expression, and effect of mutagenesis on enzyme function are some of the projects to be undertaken in a well-equipped core facility. Cloning and sequencing experience desirable, but not essential. Initial stipend: \$16,600 for a 1-year appointment, renewable. Send résumé and names of references to: **Dr. Robert Trimble or Dr. Frank Maley, Center for Laboratories and Research, New York State Department of Health, Empire State Plaza, Albany, New York 12201.** *An Equal Opportunity/Affirmative Action Employer.*

TWO POSTDOCTORAL POSITIONS are open immediately for the study of (i) internalization of parathyroid hormone and its receptors and (ii) cellular regulation of proteolysis. Ph.D. in biochemistry or cell biology preferred. Apply to: **Dr. James E. Zull, Department of Biology, Case Western Reserve University, Cleveland, Ohio 44106.**

An Affirmative Action/Equal Opportunity Employer

POSTDOCTORAL POSITION. Biochemistry Department—Research in the regulation of adrenal steroid synthesis. Position available immediately. Please send résumé to: **Dr. Seymour B. Koritz, Department of Biochemistry, THE MOUNT SINAI SCHOOL OF MEDICINE, One Gustave L. Levy Place, New York, N.Y. 10029.** *An Equal Opportunity Employer.*

POSTDOCTORAL POSITION available immediately for recent Ph.D. in neurochemistry or related field. Project involves the isolation, purification, and identification of neurotransmitters in coelenterates. Send curriculum vitae and names of three references to: **Dr. Peter Anderson, C. V. Whitney Laboratory, University of Florida, Route 1, Box 121, St. Augustine, Fla. 32084.** *Equal Opportunity/Affirmative Action Employer.*

POSTDOCTORAL POSITION available for recent Ph.D. in microbiology or biochemistry. Studies of bacterial cell walls, cell surface, and secreted polymers. Program involves use of microbiological, biochemical, and immunological (monoclonal antibody) techniques. Ability to work independently is essential. Send curriculum vitae and names of three references to: **G. D. Shockman, M.D., Department of Microbiology and Immunology, Temple University Medical School, 3400 North Broad Street, Philadelphia, Pa. 19140.** *An Equal Opportunity/Affirmative Action Employer.*

POSTDOCTORAL RESEARCH ASSOCIATE-SHIP IN ULTRASTRUCTURE: Research on malaria parasite-host cell interactions, using EM autoradiography and immunocytochemistry. Background in parasitology is not required. Send curriculum vitae and statement of research experience to: **Dr. Jerome Vanderberg, Division of Parasitology, Department of Microbiology, New York University Medical School, 550 First Avenue, New York, N.Y. 10016.**

POSTDOCTORAL SCIENTIST

Position available 1 May 1983 for recent Ph.D. with experience with a wide range of chromatographic methods, particularly HPLC, and, preferably, some experience with radionuclides. Research project (jointly with the Joslin Diabetes Center) involves metabolic studies of radiolabeled insulin and other hormones. Respond with curriculum vitae and three letters of reference to: **Dr. Alan B. Packard, Division of Nuclear Medicine, Children's Hospital Medical Center, 300 Longwood Avenue, Boston, Mass. 02115.** *An Affirmative Action/Equal Opportunity Employer, M/F.*

PULMONARY INTENSIVIST

Assistant/associate professor; Board-eligible or -certified in pediatrics or anesthesiology; training in pulmonary diseases in children and intensive care units (or clinically relevant experience); participate in clinical activities and house-staff and student teaching; responsible for clinical and research programs in pulmonary diseases and intensive care.

Contact: **Robert P. Kelch, M.D., Chairman, Department of Pediatrics, University of Michigan, Ann Arbor, Michigan 48109.** *An Equal Opportunity Employer. Code 110.*

POSITIONS OPEN

The University of Pittsburgh is searching for a replacement for Dr. C. C. Li who has retired as **UNIVERSITY PROFESSOR OF HUMAN GENETICS.** The individual should be a recognized authority in the field of human genetics eligible for a tenured professorship in the Graduate School of Public Health. The individual should have expertise in human genetics and in either biochemical or molecular genetics, as well as a proven record of successful research and teaching at the graduate level. This person will be expected to take responsibility for the Human Genetics Program within the School of Public Health and collaborate with faculty interested in genetics within the Health Center and College of Arts and Sciences. Interested individuals should send curriculum vitae to the attention of: **Dr. Lewis H. Kuller, University of Pittsburgh, Graduate School of Public Health, 130 DeSoto Street, Pittsburgh, Pa. 15261.** *The University of Pittsburgh is an Affirmative Action/Equal Opportunity Educational Institution.*

RESEARCH ASSOCIATE OR POSTDOCTORAL POSITION in the Laboratory of Developmental Neurobiology. Candidate for this long-term position should have extensive experience with axoplasmic tracer techniques and an interest in neuroembryology. Salary negotiable, depending on experience. Send inquiries and curriculum vitae to: **Dr. Joseph Altman, Department of Biological Sciences, Purdue University, West Lafayette, Indiana 47907.** *An Equal Opportunity/Affirmative Action Employer.*

RESEARCH ASSOCIATE. Postdoctoral position for 3 years to evaluate spatial variations in stream chemistry and biology. Strong background in aquatic microbiology (decomposition), chemistry and statistics, and demonstrated ability to conduct independent research required. Submit curriculum vitae and three letters of reference by 8 April 1983 to: **Dr. Charles T. Driscoll, Department of Civil Engineering, 150 Hinds Hall, Syracuse University, Syracuse, N.Y. 13210.** *Syracuse University is an Equal Opportunity/Affirmative Action Employer.*

NEW ZEALAND FOREST SERVICE SCIENTIST FOREST RESEARCH INSTITUTE (FRI) ILAM, CHRISTCHURCH

The New Zealand Forest Service has a vacancy for an eco-physiologist with good knowledge in modern techniques of foliar gas-exchange and data analysis. The appointee will join a small well-equipped research unit within the forest ecology section of FRI, Ilam.

Emphasis lies in comparative studies defining adaptive strategies evolved by woody plants to grow in different environments. Leaf photosynthesis, water use efficiency through stomatal behaviour, and tree carbon balance will form important areas of work, to be linked with parallel aut- and syn-ecological studies of forest stand dynamics.

The appointee must be willing to work extensively with complex instruments in the field. Experience in infra-red gas-analysis, climatized cuvette technology, CO₂ porometry, and computerised data acquisition will be an advantage.

Qualifications required at Ph.D. level. Preference will be given to applicants with postdoctoral experience.

Salary up to NZ\$30,127, depending on qualifications and experience. Application forms may be obtained from: **The Ambassador, New Zealand Embassy, 37 Observatory Circle, NW, Washington, D.C. 20008.** Completed applications accompanied by a résumé should be submitted to the above address by 20 April 1983.

SYNTHETIC CHEMIST. The Contrast Media Laboratory, Radiology Department, University of California San Francisco (UCSF), seeks a chemist and scientific director. New academic appointment; assistant professor level; available immediately. Synthesis of paramagnetic nitroxide and organometallic complexes plus thorough knowledge of NMR required. Also peptide conjugation experience and knowledge of ESR useful. This laboratory is developing new contrast agents for use in humans being imaged by NMR and x-ray. Interdisciplinary group includes pharmacologists, physicians, and physicists. Respond with résumé and two letters of recommendation by 15 April to: **Robert C. Brasch, M.D., Department of Radiology, UCSF, San Francisco, Calif. 94143.** *The University of California is an Equal Opportunity/Affirmative Action Employer. Minority groups, women, and the handicapped are encouraged to apply.*

The MX Missile and the Strategic Balance of Power

A collection of recent articles from SCIENCE on contemporary strategic ideology is now available for use by professionals, teachers, and researchers interested in the nuclear arms race.

"Anyone seeking a better understanding of the MX debate would do well to look at [this] series of brief, clearly written analyses."

—*The Boston Globe*

Winner of the National Association of Science Writers 1982 Science-in-Society Journalism Award

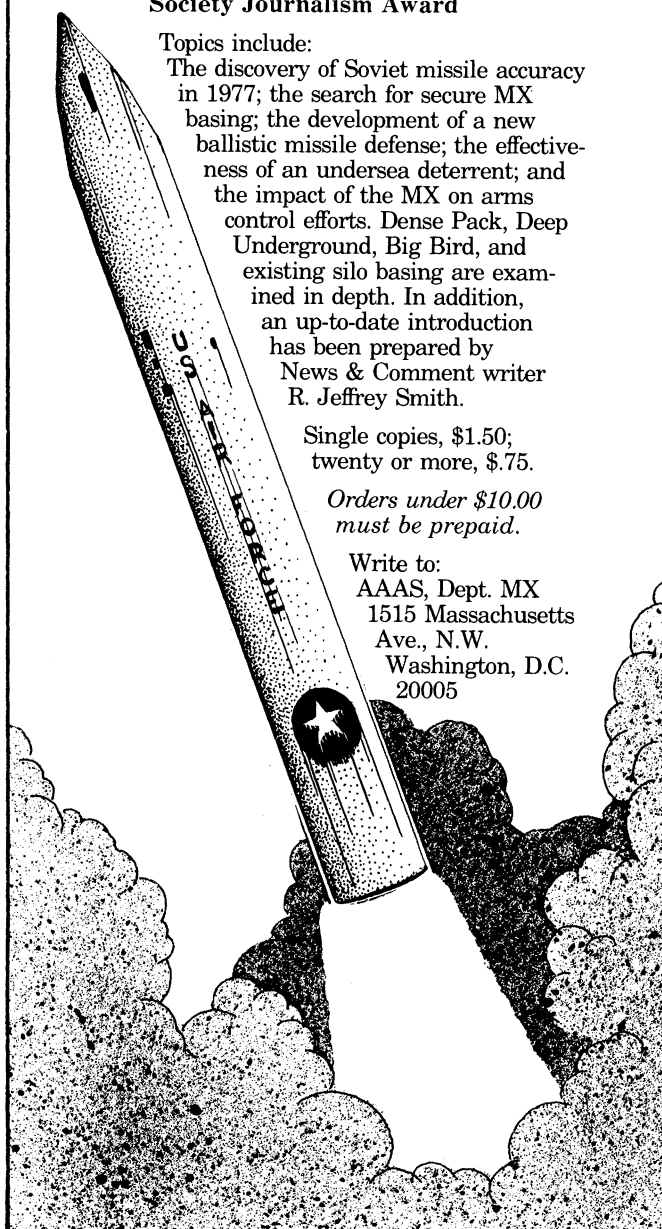
Topics include:

The discovery of Soviet missile accuracy in 1977; the search for secure MX basing; the development of a new ballistic missile defense; the effectiveness of an undersea deterrent; and the impact of the MX on arms control efforts. Dense Pack, Deep Underground, Big Bird, and existing silo basing are examined in depth. In addition, an up-to-date introduction has been prepared by News & Comment writer R. Jeffrey Smith.

Single copies, \$1.50;
twenty or more, \$.75.

Orders under \$10.00
must be prepaid.

Write to:
AAAS, Dept. MX
1515 Massachusetts
Ave., N.W.
Washington, D.C.
20005



SCIENCE

SCIENCE Introduces "The Four-Day Close"

We now offer our recruitment advertisers the convenience formerly found only in daily newspapers. We call it "**The Four-Day Close.**" Instead of reserving space a month or more in advance, you now have until just four days before the issue is mailed to its 160,000-plus subscribers.

Film (right-reading, emulsion face down, 1/4 or 1/2 page size only) and insertion order must reach: **SCIENCE, Room 107, 1515 Massachusetts Avenue, N.W., Washington, D.C. 20005**, by 3 p.m. Mondays (except for legal holidays when material must reach Washington by 3 p.m. Fridays). Because space is limited, the four-day close page will be reserved on a first-come, first-served basis.*

Now you don't have to wait for the professional you need **as soon as possible**. Nor must you advertise in a Sunday paper that pans a lot of sand, but not much gold. Scientific employers know that SCIENCE ads fill the job better. Now they fill it faster, too.

We call it "**The Four-Day Close.**"

You can call it "**Instant Recruitment.**"

For further information, telephone **Dick Charles at SCIENCE: 212-730-1050**, or write: **1515 Broadway, New York, N.Y. 10036**.

*At a 15% premium.

POSITIONS OPEN

POSTDOCTORAL RESEARCH FELLOW position (available summer 1983) for at least 2 years to study the electrophysiology/pharmacology/anatomy of dopamine neurons. Experience in extracellular and intracellular recording desirable. Send curriculum vitae and the names of three references to: **Dr. D. C. German, Department of Physiology, University of Texas Health Science Center, 5323 Harry Hines, Dallas, Texas 75235. Equal Opportunity Employer.**

RESEARCH ASSOCIATE DEPARTMENT OF RADIATION MEDICINE

Research associate position available for Ph.D. in radiation biophysics to conduct independent investigation of boron capture therapy as an adjunct to Cf-252 implant therapy of brain tumors. Applicant must be knowledgeable in neutron transport codes, microdosimetry, brain physiology, oncology, and animal handling. Salary is \$15,000. Send résumé to: **T. Moore, Department for Manpower Services, 300 South Upper Street, Lexington, Kentucky 40508.**

SENIOR-LEVEL IMMUNOLOGISTS Carcinex, Inc.

Carcinex, a new biotechnology firm located in the San Francisco Bay area, is seeking several immunologists. The successful candidate will have a Ph.D. or M.D. degree and experience in one or more of the following areas:

- 1) Isolation and propagation of antigen reactive T cell clones,
- 2) Flow cytometry, and
- 3) Production and characterization of monoclonal anti-cell surface antigens.

Starting salaries will range from \$40,000 to \$50,000 per year, depending on experience. An attractive benefit package, including stock options and medical insurance, will be included. Positions are immediately available. Please send curriculum vitae and the names of three references to:

**Carcinex, Inc.
9 Mt. Darwin
San Rafael, Calif. 94903**

VETERINARY BACTERIOLOGIST (D.V.M./Ph.D. or Ph.D. or comparable degrees) at the assistant, associate, or full professor rank to develop and continue research program in enteric diseases of swine. Some teaching in undergraduate and graduate courses in veterinary microbiology. Send résumé to: **R. F. Ross, Chairman of Search Committee, Veterinary Medical Research Institute, Iowa State University, Ames, Iowa 50011. Iowa State University is an Equal Opportunity/Affirmative Action Employer.**

COURSES

The University of Southern California (USC) announces

THE 1983 SUMMER PROGRAM: CATALINA MARINE SCIENCE CENTER, CATALINA ISLAND

Ichthyoplankton Biology (4 units)

Drs. R. J. Lavenberg, G. E. McGowen, and others
13 June to 15 July

Biology of Crustacea (4 units)

Drs. F. R. Schram, R. R. Hessler, W. A. Newman, G. J. Brusca, R. C. Brusca, B. E. Felgenhauer, M. Grygiel, and others
18 July to 19 August

Basic Scuba (NAUI certification; no academic credit)

Ronnie Damico, Diving Officer, Catalina Marine Science Center
10 June to 19 June

Basic Procedures in Underwater Science (2 units)

Drs. R. Given, J. Valencic, and others
20 June to 1 July

Field Methods Course in Underwater Archaeology

Drs. D. McCaslin, F. Frost, and others
5 July to 1 August

To request admissions application and information on financial aid, write: **Dr. Robert R. Given, Director, Catalina Marine Science Center, P.O. Box 398, Avalon, Calif. 90704; telephone: 213-743-6792.**

FELLOWSHIPS

POSTDOCTORAL FELLOWSHIP. Position open to work in electrophysiology of epithelial tissues and its correlation with molecular membrane phenomena such as receptor function and physicochemistry. Good background in microelectrode recording, ion-sensitive electrodes, and physicochemistry preferred. Chemistry background welcomed. Write to (include curriculum vitae): **Dr. J. A. Zadunaisky, New York University Medical Center, 550 First Avenue, New York, N.Y. 10016.**

HARVARD SCHOOL OF PUBLIC HEALTH POSTDOCTORAL FELLOWSHIPS



Interdisciplinary Programs in Health (IPH) invites applications from promising graduates of advanced degree programs in the natural or social sciences interested in turning to research in environmental health and public policy. The program focuses on the scientific and analytical foundations for environmental decisions.

Fellows will be appointed for an initial term of 1 year, which may be renewable. Deadline for applications is 15 April 1983. Decisions will be announced in May.

For information, write to:

**Professor Donald F. Hornig
Director, IPH
Harvard School of Public Health
665 Huntington Avenue
Boston, Massachusetts 02115**

UNIVERSITY OF SASKATCHEWAN DEPARTMENT OF BIOLOGY

Applications are invited from Canadian citizens or permanent residents in Canada who wish to be nominated for an NSERC University Research Fellowship in the area of the molecular genetics of eucaryotic organisms. Candidates should have a Ph.D. degree and, preferably, additional research experience with recombinant DNA techniques. An interest in and knowledge of the structure and function of eucaryotic chromosomes is essential.

Candidates should be aware that time spent at this university as an NSERC Research Fellow can count towards probation under some circumstances should the fellow be appointed to a tenurable position or if the fellowship is renewed beyond 5 years.

Send curriculum vitae and at least two letters of reference by 31 July 1983 to: **Dr. J. King, Head, Department of Biology, University of Saskatchewan, Saskatoon, Saskatchewan, Canada S7N 0W0.**

POSTDOCTORAL FELLOWSHIP

Postdoctoral fellowship positions in neuroscience available in July 1983 for individuals with the Ph.D. or M.D. degree interested in training in neurochemistry, neurophysiology, neuroendocrinology, or neuropharmacology. Clinical research may be included in the PET/Cyclotron Center which is currently dedicated to investigation of metabolic processes in the brain. Contact: **Sid Gilman, M.D., Department of Neurology, The University of Michigan Medical School, 1405 East Ann Street, Ann Arbor, Michigan 48109. The University of Michigan is a nondiscriminatory, Equal Opportunity Employer.**

PREDOCTORAL FELLOWSHIP—GENETIC ENGINEERING. The Institute for Molecular and Agriculture Genetic Engineering (IMAGE) invites applications from well-qualified students for a special fellowship in genetic engineering. The program is designed to lead to the Ph.D. degree in bacteriology, biochemistry, or chemical engineering with research to be conducted in one of the following areas: (i) mapping, cloning, and expression of genes for insecticidal toxins derived from viral, bacterial, and fungal sources; (ii) genetic engineering of bacteria for enzyme production, biomass conversion, and improved biotechnology; and (iii) hybridoma development for monoclonal antibody production. The fellowship carries a stipend of \$12,000 and includes all fees. For information, contact: **Dr. Don L. Crawford, Chairman, Graduate Committee, IMAGE Program, Department of Bacteriology and Biochemistry, University of Idaho, Moscow, Idaho 83843. Affirmative Action/Equal Opportunity Employer.**

FELLOWSHIPS

THE UNIVERSITY OF SYDNEY PROFESSOR HARRY MESSEL RESEARCH FELLOWSHIP IN PHYSICS

Applications are invited for the above postdoctoral fellowship for research in physics in the University of Sydney.

The annual stipend shall be within the range for University of Sydney postdoctoral research fellowships (currently A\$20,461 to A\$21,024 per annum). The fellowship is tenable for 1 year but may be renewed from year to year.

Application forms and further information may be obtained from: **The Registrar (Scholarships Section), University of Sydney, NSW 2006, Australia, with whom applications close on Friday, 29 April 1983.**

TRAINEESHIPS

PRE- AND POSTDOCTORAL TRAINEESHIPS in an interdepartmental **EXPERIMENTAL PARASITOLOGY** program are available from July 1983 at the University of Massachusetts/Amherst. Traineeships in biology, immunology, biochemistry (including recombinant DNA studies), and chemotherapy of human and veterinary parasites are limited to U.S. citizens or permanent residents. Nonresidents can apply for positions on research grants dealing with immunology and pathogenicity of trichomonads and African trypanosomes and with drug resistance of helminths. Write to: **Dr. B. M. Honigberg, Department of Zoology, University of Massachusetts, Amherst, Mass. 01003-0027. Deadline for submission of applications: 30 September 1983. An Affirmative Action/Equal Opportunity Employer.**

GRADUATE STUDY

GRADUATE STUDY IN CELL AND DEVELOPMENTAL BIOLOGY CORNELL UNIVERSITY GRADUATE SCHOOL OF MEDICAL SCIENCES

Tuition scholarships and stipends are available for qualified Ph.D. candidates in a newly established graduate program. Areas of research emphasis include: cell motility, muscle differentiation, molecular biology of early development, immunochemistry, developmental neurobiology, reproductive biology, membrane biogenesis, and cytoskeletal function. Write: **Dr. Donald A. Fischman, Department of Cell Biology and Anatomy, Cornell University Medical College, 1300 York Avenue, New York, N.Y. 10021.**

PREDOCTORAL FELLOWSHIPS IN RADIOCHEMISTRY

Openings for Ph.D. candidates interested in the synthesis and characterization of organic and inorganic radiotracers for chemical and biomedical applications. Undergraduate degree in chemistry or biochemistry required. Fellowship provides stipend, tuition, and certain fees. For further information, write: **Dr. H. Donald Burns, The Johns Hopkins University, 615 North Wolfe Street, Baltimore, Md. 21205.**

MARKETPLACE

Microprobe THERMOMETER

Lesion location by temperature difference is now possible. Model TH-6D has 1/100° resolution and spots minute differences not previously measurable.

Range: -10 to +60°C ±1/10°.

Measures differences to 1/100°C.

Use with Bailey Microprobes, of course.

BAILEY INSTRUMENTS INC.
Saddle Brook, N.J. 07662 • U.S.A.

Circle No. 38 on Readers' Service Card

Information for Contributors

The Editors of *Science*

Papers published in *Science* often receive far more attention than papers published in specialty journals. As a consequence, the rate of submission of papers is high—about 5000 manuscripts are submitted each year. The rejection rate of about 80 percent contrasts with that of most specialty journals, which is usually about 30 percent. Most of the material submitted to *Science* is of good quality and worthy of publication, and virtually all the scientific papers are eventually published somewhere. In selecting papers for *Science*, the editors consider the needs of a broad audience. Preference is given to items that seem to be of general significance.

General Information

Five types of signed papers are considered: Articles, Research Articles, Reports, Letters, and Technical Comments. The author's membership in the AAAS is not a factor in selection. Material that has been published before is ineligible for publication. Papers are considered with the understanding that they have not been published and are not under consideration elsewhere. Authors will usually be notified of acceptance, rejection, or need for revision in 6 to 8 weeks (Research Articles and Reports) or 8 to 10 weeks (Articles).

Outside reviews. Almost all articles and reports, including those solicited by the editor, are sent to two or more outside referees for evaluation. Referees suggested by authors are used at the discretion of the editors. Papers that depend on statistical inference for their conclusions may be sent to statisticians (in addition to other referees) for review.

Length limits. Papers that exceed the length limits cannot be handled expeditiously and will usually be returned without review.

1) Articles: Up to 5000 words (approximately five printed pages in *Science*), including the references and notes and the figure and table legends. The illustrations (figures and tables) when printed in *Science* should together occupy no more than one page.

2) Research Articles: From 2000 to 4000 words (3 to 3½ printed pages in *Science*) including the references and notes and the figure and table legends. Illustrations (figures and tables) may together occupy up to one printed page.

3) Reports: Up to 2000 words (approximately 1½ printed pages in *Science*), including the references and notes and the figures and table legends. The illustrations (figures and tables) when printed in *Science* should occupy no more than half a page.

4) Letters: Up to 250 words.

5) Technical Comments: Up to 500 words, including references and notes.

Selection of Manuscripts

1) Articles: About half the Articles published in *Science* are solicited by the editor. Both solicited and unsolicited Articles undergo outside and in-house review. Articles are expected to (i) provide a review of new developments in one field that will be of interest to readers in other fields, (ii) describe a current research problem or a technique of interdisciplinary significance, or (iii) present a study of some aspect of the history, logic, philosophy, or administration of science or a discussion of science and public affairs. Readers should be able to learn from a technical Article what has been firmly established and what are significant unresolved questions; speculation should be kept to a minimum. Preference is given to Articles that are well written, well organized, and within the length limit. Balance of subject matter in *Science* is an important consideration when a choice is made between acceptable Articles.

2) Research Articles: These articles, selected for publication on the basis of outside and in-house reviews, are expected to contain new data and to represent substantial contributions in their fields.

3) Reports: Reports are selected on the basis of reviewers' comments and an in-house review. Reports are expected to contain solid research results or reliable theoretical calculations. Preference is given to those that describe departures

or discoveries that will be of broad interdisciplinary interest or of unusual interest to the specialist. In making the final selection, the editors take into consideration (i) the reviewers' comments; reports most likely to be accepted are those that receive persuasive outside reviews favoring publication; (ii) clarity of presentation within the prescribed length limit; and (iii) subject matter in relation to that of other papers on hand. An attempt is made to balance the subjects of Reports so that one discipline is not overrepresented to the exclusion of others.

4) Letters: Letters are selected for their pertinence to material published in *Science* or because they discuss significant problems of interest to most scientists. Letters of a highly technical nature are usually transferred to the Technical Comments section. Letters pertaining to material published in *Science* may correct errors, provide support or agreement, offer different points of view, clarify, or add information. Outside reviewers may be consulted on questions of accuracy. Insinuations and conjecture about another author's motives, abilities, or intelligence are considered inappropriate for publication. The selection of letters is intended to reflect the range of opinions received.

5) Technical Comments: Technical Comments may be selected for publication if they express significant criticisms of papers published in *Science* or offer useful additional information. The authors of the original paper are usually asked for an opinion of the comments and are given an opportunity to reply if the comments are accepted for publication. Discussions of minor issues or priority claims are not deemed appropriate, nor are questions that can be resolved by correspondence between the critic and the original authors.

6) Book Reviews: The selection of books to be reviewed and of reviewers is made by the editors.

Submission of Manuscripts

Submit an original and two duplicates of each manuscript, together with a letter of transmittal giving:

1) the name(s) and telephone number(s) of the author(s);

2) the title of the paper and a statement of its main point;

3) the names, addresses, telephone number, and fields of interest of four to six persons in North America but outside your institution who are qualified to referee your paper;

4) the names of colleagues who have reviewed your paper;

5) the total number of words included in your manuscript; and

6) a statement that the material has not been published and is not under consideration for publication elsewhere.

Manuscript Preparation

Typing. Use double-spacing throughout the text, tables, figure legends, and references and notes.

Units of measure. Use metric units. If measurements were made in English units, give metric equivalents.

Symbols and abbreviations. Define all symbols, abbreviations, and acronyms.

References and notes. Number references and notes in the order in which they are cited in the text. Place references cited only in tables or figure legends after the text references. Gather all acknowledgments into a single, brief statement at the end. Use *Bibliographic Guide for Editors & Authors* (American Chemical Society, Washington, D.C.) for abbreviations of journal titles. For journals not listed there provide the full title. Use the following forms:

For a journal paper: H. Smith, *Am. J. Physiol.* **98**, 279 (1931).

For a book: F. Datchille and R. Roy, *Modern Very High Pressure Techniques* (Butterworth, London, 1961), pp. 163–180.

For a paper in a compilation: F. Datchille and R. Roy, in *Reactivity of Solids*, J. H. de Boer, Ed. (Elsevier, Amsterdam, 1960), p. 502.

For unpublished material: A. Giraud, paper presented at the American Nuclear Society Conference, Washington, D.C., November 1976.

Illustrations. For each illustration submit three copies of a quality suitable for reproduction. Label each on the back with the name of the author and the figure number. Plan figures for the smallest printed size consistent with clarity. Color may be used if necessary but authors are expected to pay the full cost of reprints. Cite all illustrations in the text and provide a brief legend for each.

Tables. Type each table on a separate sheet, give it a number and title, and cite it by number in the text. Give each column a heading. Indicate units of measure in parentheses in the heading for each column and do not change the unit of measure within a column.

Equations and formulas. Use quad-

rule spacing around equations and formulas that are to be set off from the text. Define all symbols.

Special Requirements and Procedures

1) **Articles:** Provide a title of one or two lines of not more than 26 characters and spaces each; a brief author note giving your position and address; and a summary of 50 to 100 words. The summary should convey to the general reader the main point of the paper and outline the results or conclusions. The introduction should portray the broad significance of the work, and the whole text should be intelligible to scientists in different disciplines. Explain all technical terms likely to be known in only one field. Insert short subheadings at appropriate places in the text to mark your main ideas. Provide a reference list in accord with *Science* style. Reference lists should not be exhaustive; citation of a single review article can often replace many references. A maximum of 40 references is suggested.

2) **Research Articles:** Provide a title of one or two lines of not more than 54 characters and spaces each and an abstract of about 100 words. The abstract should portray for the general reader the results described and their significance. The whole text should be intelligible to readers in more than one discipline. Provide a brief outline of the main point of your paper in a short introductory section, then describe your experiments and the results, and conclude with a discussion. Italic subheadings may be used to indicate the different sections of the paper. Provide a reference list in accordance with *Science* style.

3) **Reports:** Provide a title of one or two lines of not more than 54 characters and spaces each and an abstract of 50 to 75 words. The abstract and the first portion of the report should portray for the general reader the results described and their significance. The body of the report should be intelligible to scientists in other fields of expertise. Complete documentation need not be presented but should be available in cited references.

4) **Letters:** Letters should be short (up to 250 words) and to the point; they should be carefully phrased, free of technical jargon, and nonrepetitive. When a Letter refers to an article published in *Science* the original author is usually given an opportunity to reply. Letters are

frequently shortened and edited. Letters are acknowledged by postcard; authors are notified if their letters are accepted for publication. Letters must be typed with double-spacing.

5) **Technical Comments:** Technical Comments on Reports or Articles are published at the end of the Reports section. When a Technical Comment is accepted for publication the authors of the original paper are usually given an opportunity to reply.

6) **Book Reviews:** Instructions accompany review copies when they are sent to reviewers.

Printing and Publication

Editing. Before being sent to the printers, papers are edited to improve accuracy and effectiveness of communication. When changes are needed because the author's meaning is not clear, the editor may consult the author by telephone; when the editing is extensive, the manuscript may be returned to the author for approval or further adjustment before the type is set.

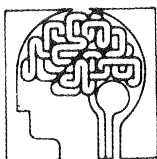
Proofs. One set of galley proofs is provided for each paper. Alterations should be kept to a minimum and marked only on the proofs. Extensive alterations may delay publication.

Scheduling. Papers are not scheduled for publication until *Science* has received corrected galley proofs from the authors. The median delay between acceptance of papers and mailing of galley proofs to authors is 4 to 8 weeks (allowing for editing and typesetting); the median delay between receipt of authors' galley proofs by *Science* and publication is 4 to 6 weeks (allowing for proofreading, layout, and paging). There may be additional delays in publication for papers with tables or figures that present problems in layout and for papers accompanied by cover pictures.

Reprints. An order blank for reprints accompanies proofs.

Cover Photographs

Particularly good photographs that pertain to a paper being submitted will be considered for use on the cover. Submit prints (*not* slides, negatives, or transparencies) together with the manuscript, and indicate in the letter of transmittal that a possible cover picture is enclosed.



Fidia Research Series Frontiers in Neuroscience

6-10 July, 1983
Island Hall Hotel, B.C., Canada

International Society for
Neurochemistry
Satellite Meeting

**Ganglioside Structure,
Function and Biomedical Potential**

First Announcement

When you receive announcements such as the above be aware that the initiative has been accepted in the series "Frontiers in Neuroscience."

Such acceptance is based on review and favourable advice by three independent scientists of international reputation. The FIDIA Research Series "Frontiers in Neuroscience" is a new expression of our constant efforts to link basic research progress to human therapeutic benefit.



FIDIA Research Laboratories

NEW! PROVABLE PERFORMANCE. PARSIMONIOUS PRICE.



NEW SERIES
OF CLINICAL
PLANACHROMATS



WHITER,
BRIGHTER
ILLUMINATION

PRESENTING THE NEW SERIES 100 FROM AO.

Exciting new optics achieve a startling clarity. Sharper. Crisper. More vividly defined.

Improved illumination provides an acutely brilliant view, snappier at all magnifications.

And a more cost-effective manufacturing technique enables AO to deliver the SERIES 100 at a surprisingly economical price -- another American idea.

See for yourself. Ask your AO dealer or representative for a personal viewing, or write for our brochure:
AO, Scientific Instruments,
Box 123, Buffalo, N.Y. 14240.



AO
SCIENTIFIC INSTRUMENT