

SCIENCE


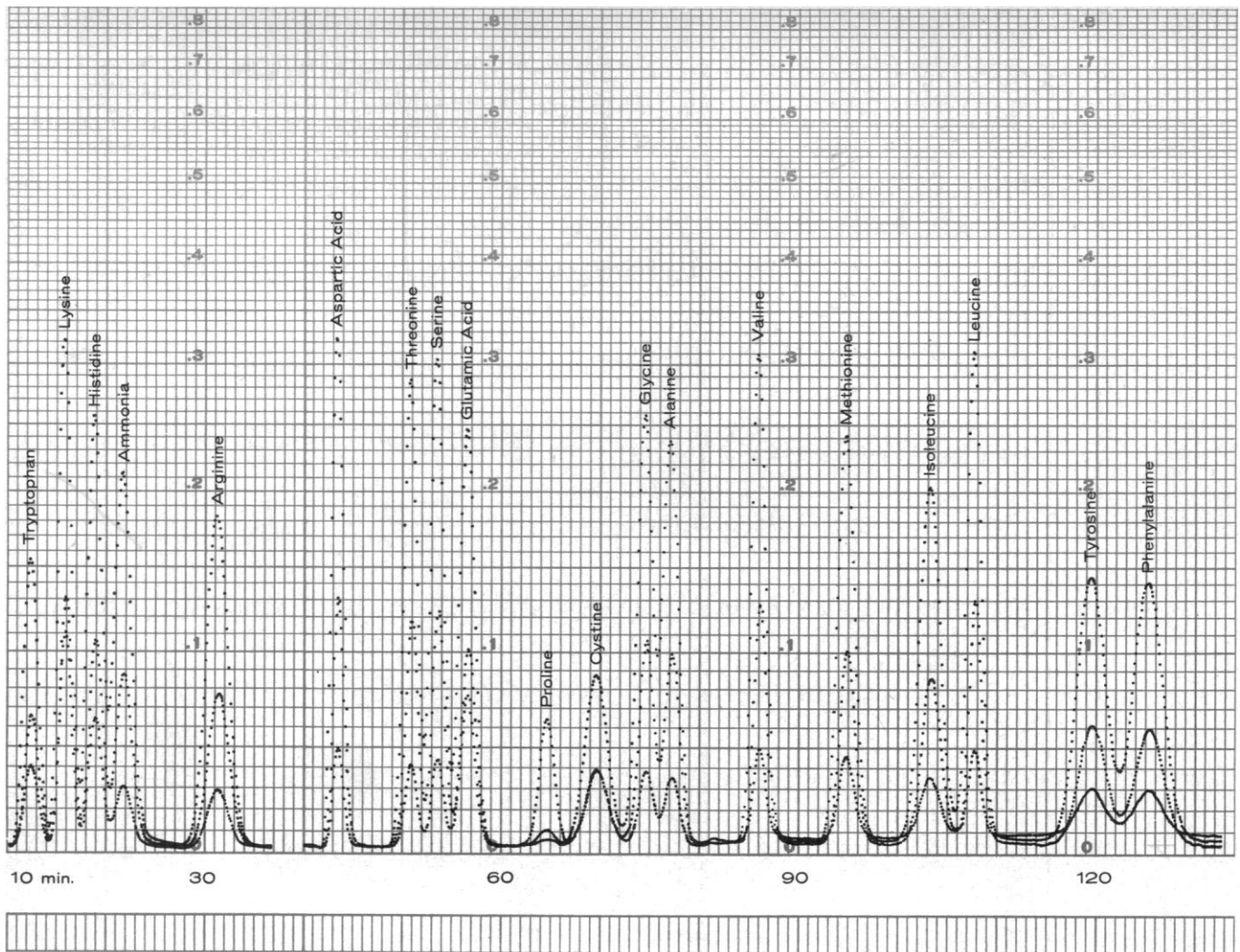
20 May 1966

Vol. 152, No. 3725

AMERICAN ASSOCIATION FOR THE ADVANCEMENT OF SCIENCE



GROUND SQUIRREL



This is no ordinary amino acid analysis

It is precise, needed only 0.075 micromole of sample, and was completed in just over 2 hours.

This special kind of speed and precision is reserved for those who use Beckman instrumentation: Model 120 Amino Acid Analyzer, Custom Spherical Resins, and our new 2-hour hydrolyzate procedure.

Can any 120 owner run five such superb hydrolyzate analyses a day? Model 120C Analyzers are all set—just a buffer change; older 120 Analyzers may need modification—which our nationwide Field Service force will be happy to make for you.

We have another important suggestion: the analyses come off so fast you may want to consider a Beckman Model 125 Digital Integrator to keep up. It integrates each peak and offers you a printed ticket at the end of the analysis.

We'd also like to suggest that you continue to buy only Beckman amino acid instrumentation—that way you'll also be able to take advantage of tomorrow's out-of-the-ordinary analyses.

For more information on the 120C Analyzer, the new 2-hour hydrolyzate procedure, and the Model 125 Digital Integrator, write for Data File 120-5.

Beckman

INSTRUMENTS, INC.

SPINCO DIVISION

PALO ALTO, CALIFORNIA • 94304

INTERNATIONAL SUBSIDIARIES: GENEVA; MUNICH; GLENROTHES, SCOTLAND; TOKYO; PARIS; CAPETOWN; LONDON; MEXICO CITY



AT XEROX CORPORATION, ROCHESTER, NEW YORK . . .

Mettler speeds polymer characterization, a key to xerocopy quality

The image you see on a xerocopy is made by a special polymer chemical called a toner or "dry ink." The quality of xerocopies hinges on the physical characteristics of this polymer - particle size, molecular weight and thermal properties.

The Materials Analysis laboratory, part of the Xerox Chemical Technology group, keeps careful check on these characteristics. Information generated here is used to set specifications which are then passed along to manufacturing. A Mettler semi-micro analytical balance is essential equipment in these polymer characterization studies.

The heavy work load of the Materials Analysis laboratory places special emphasis on speed in weighing. According to laboratory personnel, the high-speed Mettler substitution balance lets them put out up to 20% more work than that permitted by conventional balances.

When product quality depends upon reliable analytical data, make no compromise in selecting your weighing instrumentation. Ask for information on the full spectrum of Mettler balances, or request a demonstration in your own facilities. Write Mettler Instrument Corp., 20 Nassau St., Princeton, N. J. 08540.

Mettler® 

SCIENCE

LETTERS	Social Science: Support Now: <i>T. A. Anderson</i> ; Art and Science? Yes!: <i>D. G. Barry</i> ; <i>R. A. Durat</i> ; <i>M. A. Powers</i> ; That Biblical Spider Again: <i>M. W. Burke-Gaffney</i>	1011
EDITORIAL	Water Pollution	1015
ARTICLES	Chemical Releases at High Altitudes: <i>N. W. Rosenberg</i>	1017
	Plant Pathology and Human Welfare: <i>A. J. Riker</i>	1027
	Plans for Project Intrex: <i>C. F. J. Overhage</i>	1032
NEWS AND COMMENT	Berkeley, 1966 (I): The Politics—Institutional Support: A Question of Mercy— Naval Academy: Faculty Unrest	1037
	<i>Report from Europe</i> : Science Center in Siberia: <i>V. K. McElheny</i>	1047
BOOK REVIEWS	<i>Symmetry Groups in Nuclear and Particle Physics</i> and <i>Lie Groups for Physicists</i> , reviewed by <i>A. O. Barut</i> ; other reviews by <i>G. G. Simpson</i> , <i>I. G. Sohn</i> , <i>R. Longabaugh</i> , <i>J. R. Weinberg</i> , <i>J. M. Miller</i> , <i>G. Williams-Ashman</i> ; New Books	1048
REPORTS	Mariner IV: Analysis of Preliminary Photographs: <i>A. B. Binder</i>	1053
	X-Ray Diffraction Study of Minerals from Shocked Iron Meteorites: <i>M. E. Lipschutz</i> and <i>R. R. Jaeger</i>	1055
	Sediments from the Lower Columbia River and Origin of Graywacke: <i>J. T. Whetten</i>	1057
	Strontium-90 Fallout from Surface and Underground Nuclear Tests: <i>T. Sotobayashi</i> and <i>S. Koyama</i>	1059
	Geomagnetic Polarity Epochs: A New Polarity Event and the Age of the Brunhes- Matuyama Boundary: <i>R. R. Doell</i> and <i>G. B. Dalrymple</i>	1060
	Color Center in Amethyst Quartz: <i>G. Lehmann</i> and <i>W. J. Moore</i>	1061
	Lead-210 and Polonium-210 in Biological Samples from Alaska: <i>T. M. Beasley</i> and <i>H. E. Palmer</i>	1062
	Enzyme Action: Comparison on Soluble and Insoluble Substrate: <i>J. M. Schurr</i> and <i>A. D. McLaren</i>	1064
	Multiple Sclerosis: Serum Factor Producing Reversible Alterations in Bioelectric Responses: <i>J. A. Cerf</i> and <i>G. Carels</i>	1066
	Stable Complex of Fibrinogen and Fibrin: <i>T. Sasaki</i> , <i>I. H. Page</i> , <i>J. R. Shainoff</i>	1069
	Replication of Chloroplast DNA of Tobacco: <i>B. R. Green</i> and <i>M. P. Gordon</i>	1071
	Murine Leukemia Viruses: Antigenic Studies by Quantitative Complement Fixation: <i>P. Gerber</i> , <i>T. E. O'Connor</i> , <i>S. M. Birch</i>	1074

BOARD OF DIRECTORS	HENRY EYRING Retiring President, Chairman	ALFRED S. ROMER President	DON K. PRICE President Elect	H. BENTLEY GLASS DAVID R. GODDARD	HUDSON HOAGLAND MINA S. REES
VICE PRESIDENTS AND SECTION SECRETARIES	MATHEMATICS (A) Albert W. Tucker Wallace Givens	PHYSICS (B) Allen V. Astin Stanley S. Ballard	CHEMISTRY (C) Alfred E. Brown Milton Orchin	ASTRONOMY (D) Phillip C. Keenan Frank Bradshaw Wood	
	ANTHROPOLOGY (H) Cora Du Bois Anthony Leeds	PSYCHOLOGY (I) Robert M. Gagne Frank W. Finger	SOCIAL AND ECONOMIC SCIENCES (K) Kenneth E. Boulding Eugene B. Skolnikoff		HISTORY AND PHILOSOPHY OF SCIENCE (L) Melvin Kranzberg Norwood Russell Hanson
	PHARMACEUTICAL SCIENCES (Np) André Archambault Joseph P. Buckley	AGRICULTURE (O) Nyle C. Brady Ned D. Bayley	INDUSTRIAL SCIENCE (P) Ellis A. Johnson Burton V. Dean	EDUCATION (Q) Clarence H. Boeck Frederic B. Dutton	
DIVISIONS	ALASKA DIVISION		PACIFIC DIVISION		SOUTHWESTERN AND ROCKY MOUNTAIN DIVISION
	A. B. Colyer President	Eleanor Viereck Executive Secretary	Daniel G. Aldrich, Jr. President	Robert C. Miller Secretary	Earl D. Camp President Marlowe G. Anderson Executive Secretary

SCIENCE is published weekly on Friday and on the fourth Tuesday in November by the American Association for the Advancement of Science, 1515 Massachusetts Ave., NW Washington, D.C. 20005. Now combined with **The Scientific Monthly**. Second-class postage paid at Washington, D.C. Copyright © 1966 by the American Association for the Advancement of Science. Annual subscriptions \$8.50; foreign postage, \$1.50; Canadian postage, 75¢; single copies, 35¢, except **Guide to Scientific Instruments**, which is \$ School year subscriptions: 9 months, \$7; 10 months, \$7.50. Provide 4 weeks' notice for change of address, giving new and old address and zip numbers. Send a recent address label. SCIENCE is indexed in the **Reader's Guide to Periodical Literature**.

AMERICAN ASSOCIATION FOR THE ADVANCEMENT OF SCIENCE

Chromium-51 Ethylenediaminetetraacetate for Estimation of Glomerular Filtration Rate: <i>B. D. Stacy and G. D. Thorburn</i>	1076
Urease Activity in Blue-Green Algae: <i>D. S. Berns, P. Holohan, E. Scott</i>	1077
Neurosecretory Cells: Daily Rhythmicity in <i>Leiobunum longipes</i> : <i>D. J. Fowler and C. J. Goodnight</i>	1078
Heme Stimulation of Globin Synthesis in a Cell-Free System: <i>C. L. Hammel</i> and <i>S. P. Bessman</i>	1080
Virus-Induced Murine Leukemia: Its Inhibition and Suppression by Serum Containing Erythropoietin: <i>P. G. Stansly and P. E. Schiop</i>	1082
Partial Purification and Electron Microscopy of Virus in the EB-3 Cell Line Derived from a Burkitt Lymphoma: <i>I. Toplin and G. Schidlovsky</i>	1084
Glucocorticoid-Induced Resistance to Deoxycholate Lysis in HeLa Cells: <i>G. Melnykovich</i> ..	1086
Adenosine Triphosphate: Protection against Radiation-Induced Chromosome Loss in <i>Drosophila</i> : <i>S. Mittler and Raymond U</i>	1087
Diatoms and the Ecological Conditions of Their Growth in Sea Ice in the Arctic Ocean: <i>H. Meguro, K. Ito, H. Fukushima</i>	1089
<i>Sceloporus occidentalis</i> : Preferred Body Temperature of the Western Fence Lizard: <i>S. M. McGinnis</i>	1090
Pleistocene Age Determinations from California and Oregon: <i>H. G. Richards and D. L. Thurber</i>	1091
Receptive Fields of Directionally Selective Units in the Optic Nerve of the Ground Squirrel: <i>C. R. Michael</i>	1092
Receptive Fields of Opponent Color Units in the Optic Nerve of the Ground Squirrel: <i>C. R. Michael</i>	1095
Postsynaptic versus Presynaptic Inhibition in Antagonistic Stretch Reflexes: <i>D. G. Green and J.-O. Kellerth</i>	1097
Perception of Temporal Order and Relative Visual Latency: <i>R. Rutschmann</i>	1099
List Differentiation with Varied Trials on Both Lists: <i>E. Winograd and W. S. Smith</i>	1101
Optomotor Responses by Echolocating Bats: <i>R. A. Suthers</i>	1102
Electroencephalographic Activation: Nonspecific Habituation by Verbal Stimuli: <i>T. Mulholland and E. Davis</i>	1104
<i>Technical Comments</i> : Monaco: The Shallow Continental Shelf: <i>H. E. Edgerton</i> and <i>O. Leenhardt</i> ; Electrophoretic Variants in Enzymes: <i>J. A. Beardmore</i> ; Dermo-optical Perception: <i>R. P. Youtz</i> ; <i>D. J. Weintraub</i> ; <i>W. L. Makous</i> ; <i>R. Buckhour</i> ; Measurement of Anesthetic Potency: <i>I. R. Fenichel</i> and <i>S. B. Horowitz</i> ; <i>A. Cherkin</i> and <i>J. F. Catchpool</i>	1106
MEETINGS Myopathies: <i>E. Bajusz and F. Homburger</i> ; Chemistry at High Temperatures: <i>M. A. Paul and J. L. Margrave</i> ; Forthcoming Events	1112

ASSOCIATION AFFAIRS Eighth Washington Meeting: <i>R. L. Taylor</i>	1117
---	------

WALTER ORR ROBERTS ATHELSTAN F. SPILHAUS	H. BURR STEINBACH JOHN A. WHEELER	PAUL E. KLOPSTEG Treasurer	DAEL WOLFLE Executive Officer
GEOLOGY AND GEOGRAPHY (E) Joe Webb Peoples Richard H. Mahard	ZOOLOGICAL SCIENCES (F) Richard B. Roberts David E. Davis	BOTANICAL SCIENCES (G) Charles E. Olmsted Warren H. Wagner	
ENGINEERING (M) Paul Rosenberg Newman A. Hall	MEDICAL SCIENCES (N) Britton Chance Robert E. Olson	DENTISTRY (Nd) G. A. Ostrom S. J. Kreshover	
INFORMATION AND COMMUNICATION (T) William C. Steere Phyllis V. Parkins		STATISTICS (U) William G. Cochran Rosedith Sitgreaves	

COVER

The ground squirrel (*Citellus mexicanus*), a diurnal animal, has an all-cone retina, within which there are complex neural mechanisms for integrating information bearing on the discrimination of movement and color. See page 1092. [Charles H. Weber and Charles R. Michael, Johns Hopkins University, Baltimore, Maryland]

The American Association for the Advancement of Science was founded in 1848 and incorporated in 1874. Its objects are to further the work of scientists, to facilitate cooperation among them, to improve the effectiveness of science in the promotion of human welfare, and to increase public understanding and appreciation of the importance and promise of the methods of science in human progress.

PICKER NUCLEAR
1275 Mamaroneck Avenue
White Plains, New York 10605

Please let me have additional information on these checked items:

- The **ANSITRON^{II}** liquid scintillation counter
- The **LIQUIMAT[®]** liquid scintillation counter
- The **SCINTI/FLOW** monitor system

Name _____


Address _____

(Reasonable facsimiles of this coupon welcomed.)

This coupon



and sixty seconds
of your time



will give you the
story on Picker's newly
expanded line of
liquid scintillation counters.

Picker Nuclear has an exceptionally diverse line of instruments for radio-tracer studies of every kind. But the *special* news here is this: the line has now been expanded to include the well-respected ANSITRON liquid scintillation counter for beta work, and a unique flow monitor system for liquid or gas streams. These instruments are now available only from Picker Nuclear. And Picker Nuclear will service them—as it will every ANSITRON instrument sold previously in the United States and Canada.

Ansitron^{II} liquid scintillation counter

The ANSITRON is clearly the unit of choice when the goal is maximum simplicity in beta counting. One example (of several): the availability of "β-Set" plug-in discriminators which provide preset control settings for commonly used isotopes and mixtures. When inserted, these "β-Set" modules automatically set upper and lower discriminator levels. This assures precise duplication of settings for repetitive experiments and effectively eliminates a source

of human error. Other design features include: logarithmic spectrum shaping, cpm computation and automatic external standardization. (With Picker service everywhere.)

Liquimat[®] liquid scintillation counter

Picker's LIQUIMAT liquid scintillation counter is the preferred instrument if your current or future plans include both beta and gamma work. The LIQUIMAT is the *only* available liquid scintillation counter that provides a single integrated system for beta and/or gamma counting. This instrument also includes: logarithmic spectrum shaping, cpm computation and automatic external standardization. And Picker service everywhere.

The Scinti/Flow monitor system

This unique system permits the continuous assay of beta radiation in flowing gas or liquid streams. And it is *not* limited to aqueous solutions: materials in organic solvent systems can be continuously monitored. Other features: cross contribution subtraction provides virtually complete dual isotope separation; external standard enables quenching evaluation; logarithmic amplification simplifies control operation; compact design requires minimum laboratory space. And now too, Picker service everywhere.

Picker Nuclear: 1275 Mamaroneck Avenue, White Plains, N.Y. 10605

PICKER
nuclear

Fashioned for the ladies at Western Electric

Modern communications equipment continues to become more complex, but people don't. And since it takes people to make communications equipment, Western Electric continually works toward improvements at the interface. Recently, with specialists in the technology of biomechanics, we have been taking a look at various objects that can affect the comfort and efficiency of our people. The chairs they sit in. The position of their arms. The tools — even the simplest tools — they work with.

What we learned about pliers is an illuminating example.

A pair of pliers can be a most inefficient tool for mass production. To work with them you have to twist your wrist at an awkward angle, and insert a couple of fingers between the handles to open them. This is all right if you're just tightening a nut or two,

but if you're wiring complex circuits hundreds and hundreds of times a day it can be pretty tiring and uncomfortable.

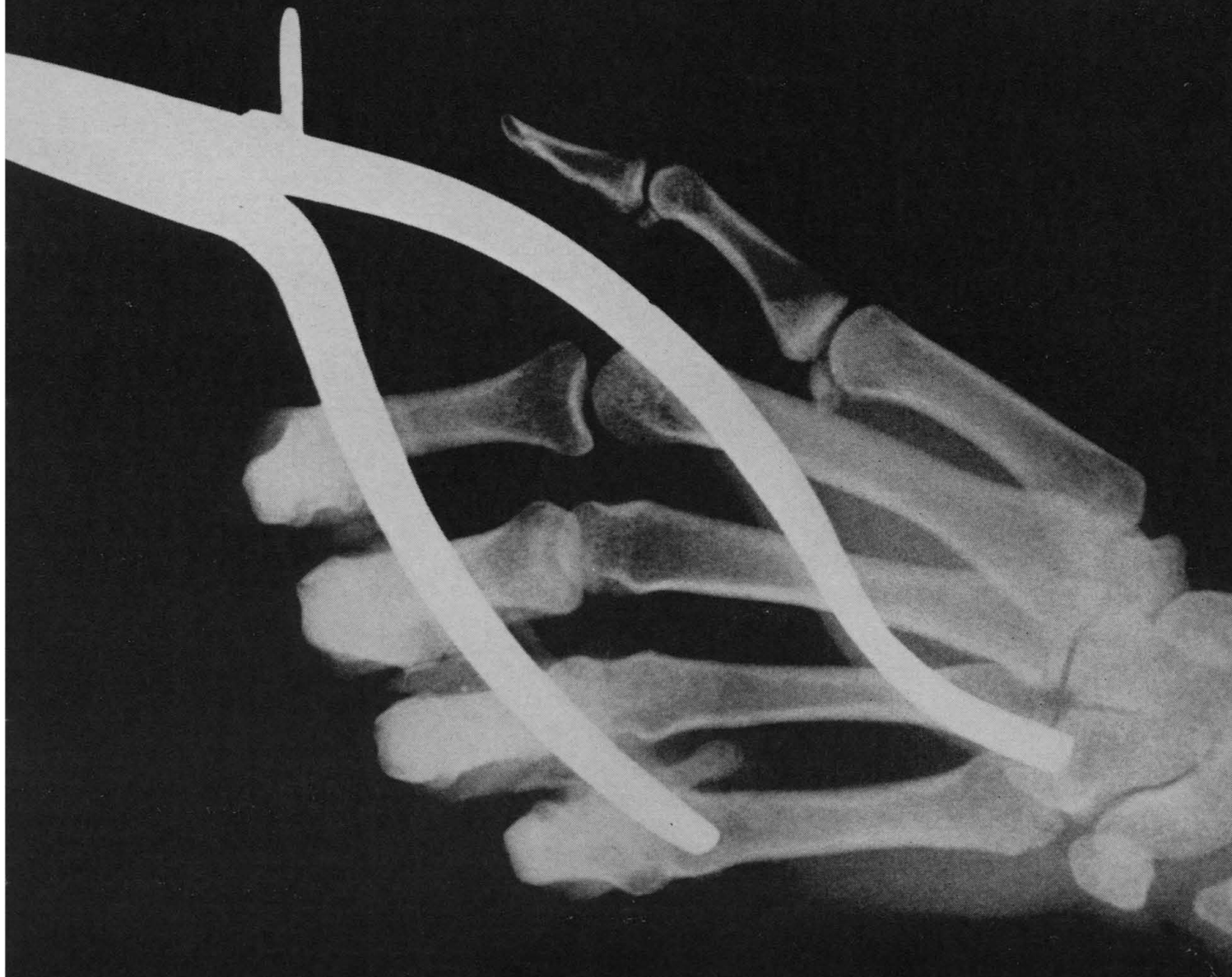
Our new pliers, biomechanically designed, accept the facts of human physiology, including certain differences between gentlemen and ladies. They're slimmer, for slim hands. Padded, for a better, blisterless grip. Offset to straighten the wrist. Flanged, to support the thumb. Inner sprung, for automatic opening.

Our wiring ladies now are not only happier, but are wiring away more efficiently and more accurately than ever. As we have learned over the years, such attention to seemingly insignificant detail materially contributes to both the quality and low cost of the equipment we manufacture for the Bell System.




Western Electric

MANUFACTURING & SUPPLY UNIT OF THE BELL SYSTEM



How to prove absolute flatness of stereo field




View a piece of graph paper through the new Carl Zeiss Stereomicroscope III. You can't help but note the remarkably brilliant definition; the absolute sharpness throughout all zooming ranges from 2x to 200x; the absolute flatness across the entire field. When you change eyepieces, there is no need to refocus. □ Three paired eyepieces (4x, 10x, 25x) give respective continuous ranges from 4x to 16x, 10x to 40x, 25x to 100x—at the turn of a dial. With the special 2x and 0.5x Attachment Objectives, you can cover a zooming range from 2x up to 200x. □ Simple to operate, Stereo III is an exceptionally versatile performer in lab, Quality Control, or on the micro-assembly line. Use it with transmitted light, incident light, or both simultaneously. (A polarizing attachment is also available.) Rotate the instrument's binocular body to any position by simply loosening a clamp screw on its annular carrier. Extend the normal working distance of 3 inches up to 5 inches with the 0.5x Attachment Lens; down to 1 inch with the 2x Attachment Lens. □ Measure these new dimensions in excellence for yourself. Contact us for a demonstration of the new Stereomicroscope III. (We'll bring the graph paper.) Or write for complete information. Dept. 000, Carl Zeiss, Inc., 444 Fifth Ave., N. Y., N. Y. 10018. In Canada: 140 Overlea Blvd., Toronto. COMPLETE SERVICE FACILITIES AVAILABLE.

ZEISS



THE GREAT NAME IN OPTICS

ATLANTA, BOSTON, CHICAGO, COLUMBUS, DALLAS,
DENVER, DURHAM, LOS ANGELES,
ST. LOUIS, SAN FRANCISCO, SEATTLE, WASHINGTON, D. C.



It's called the new Beckman E-3 Glass Electrode. It provides multi-purpose pH measurement. It offers wide temperature application in the 0-100° C range. It measures accurately over the entire 0 to 14 pH scale with low sodium error. It maintains high sensitivity to the sample in the presence of corrosive action.

For accurate pH sensing under almost any condition and the latest in electrode technology, look to the recognized leader in pH . . . Beckman.

For additional information on the new E-3 Glass Electrode, or other Beckman electrodes, contact your local Beckman Sales Office. Or write for Data File LpH-466-15.

Beckman

INSTRUMENTS, INC.
SCIENTIFIC AND PROCESS
INSTRUMENTS DIVISION
FULLERTON, CALIFORNIA • 92634

INTERNATIONAL SUBSIDIARIES: GENEVA; MUNICH;
GLENROTHES, SCOTLAND; TOKYO; PARIS; CAPE TOWN; LONDON

exhibit itself is available for national showing during the next two years under the sponsorship of the Department of Circulating Exhibitions of the Smithsonian Institution. Persons and institutions interested in showing the exhibit should address Miss Frances Smyth of that department.

DAVID G. BARRY
*State University of New York,
Albany 12203*

. . . Stevens seems to harbor the notion that is only through the "artist's vision" that the beauty of nature can be revealed. Cannot ideas of beauty be communicated directly from nature with science as the intermediary? The artist may be trying to communicate certain ideas with his work, but the observer's interpretation of the work is not necessarily the same as the artist's. Does art lose its value if it stimulates ideas in the viewer different from those which the artist intended? I should think not. Why then may not a microscopic or telescopic image convey a stimulus of equal esthetic value? Is the imagination not aroused in contemplation of the meaning and boundless natural beauty in a photograph of an exploding galaxy? Indeed, these "eye-catching configurations" and "accidents of nature" are probably all the more exciting because they show the natural beauty around us without having to wait for some artist to make the revelation.

In his comments on "esthetic honor" and "the artist's traditional preeminence in his own field," Stevens sounds like other critics of science and automation who are afraid that they or their specialty will be supplanted in this Age of Machines. "Art in science" is merely a by-product of research. The scientist is not concerned with turning out works of art per se. But if something worthy of being shared with others is kept hidden in order not to displease the hypersensitive artist, then who is the loser?

RICHARD A. DURAT
*Department of Chemistry,
Boston College,
Chestnut Hill 67, Massachusetts*

. . . Artists at present seem to have very little concern for beauty, no doubt because they are so busy "communicating ideas." Perhaps the enthusiasm of non-artists for beautiful, science-produced objects arises because artists are so wrapped up in producing the "meaningful symbols" of which Stevens speaks by welding pieces of

junk together or copying comic strips. It is a rare work of art these days which produces that good gutty sensation one gets from looking at something beautiful.

Stevens evidently wishes us to take into consideration the intention of the artist, for he admits that some works of art suffer in comparisons with the unintended by-products of scientific endeavor. This is like saying the runner-up should get the gold medal because he tried harder. The artist whose products are feeble in comparison with the computer patterns should probably try painting something else, or maybe stop trying to be an artist. He might even try learning how to run a computer, in order to produce the patterns he desires with the artistic intent he considers so necessary. Meanwhile, he would do well to remember that his intention counts for nothing with his audience. His work must stand alone. If it elicits the response in the viewer that he intended, fine; but he cannot cry foul if the same response is elicited by a photomicrograph, nor can he even say that his work is art and the other is not. The labels on the pictures telling which is which do not count as part of the pictures. . . .

MARY A. POWERS
*1138 Whitfield Road,
Northbrook, Illinois 60062*

That Biblical Spider Again

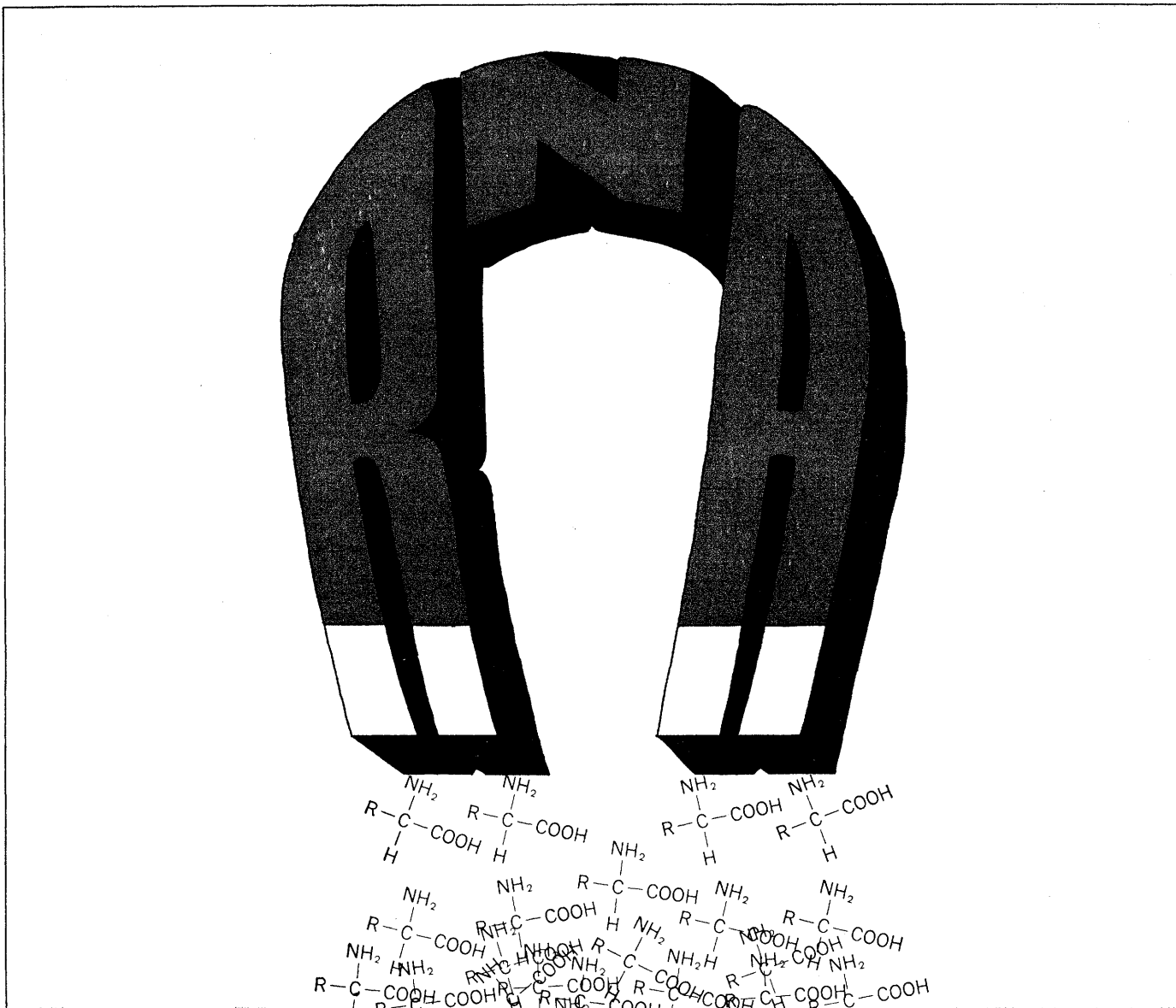
Disputing F. Allen's interpretation of a line in Psalm 90 (Letters, 29, Oct., p. 554), E. E. Pilchik (Letters, 28 Jan., p. 404) lists translations of the Bible and remarks, "Not one hints of a spider in Psalm 90."

In the Latin (Vulgate), which Pilchik lists, the end of verse 9 of Psalm 90 (Vulgate 89) reads: "Anni nostri sicut aranea meditabuntur." The English (Douay, 1609), which Pilchik does not list, translates this: "Our years shall be considered as a spider."

In the *Liber Psalmorum* (Rome, 1945), the end of verse 9 of this same Psalm appears as: "finivimus annos nostros ut suspirium," which *The Psalms* (Benziger, New York, 1946) translates: "we have ended our years, like a sigh."

I end with a sigh of relief. The spider is gone.

M. W. BURKE-GAFFNEY
*Saint Mary's University,
Halifax, Canada*



Amino Acid Acceptor Activity

(Would you like an easier way to measure it?)

Precise measurement of "amino acid acceptor activity" requires solutions of C^{14} L-amino acids at an appropriate specific activity which have been carefully standardized with respect to molar concentration and radiochemical purity. This is a problem.

This is a solution: use new StanSTAR® reagents which are specifically formulated to obviate said problem.

What are StanSTAR reagents? "StanSTAR" is an acronym-like word for: "standardized soluble transfer RNA activity reagents." I.E.: solutions of C^{14} L-amino acids (16 in number) which have been carefully standardized

to simplify precise measurement of amino acid loading and transfer capacity in studies on sRNA and specific tRNA fractions. In other words: these are instant reagents for assessing amino acid acceptor activity.

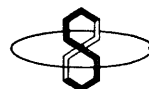
Pertinent details: StanSTAR reagent solutions are guaranteed to contain $1 \text{ m}\mu$ mole $\pm 5\%$ per μ liter with a radiochemical purity which is at least 99%. Available in two sizes: 1μ mole $\pm 5\%$ in 1 ml. 0.01 N HCl sol. (approximately $50 \mu\text{c}$) and 10μ mole $\pm 5\%$ in 10 ml. 0.01 N HCl sol. (approximately $500 \mu\text{c}$). Note that the specific activity (approximately

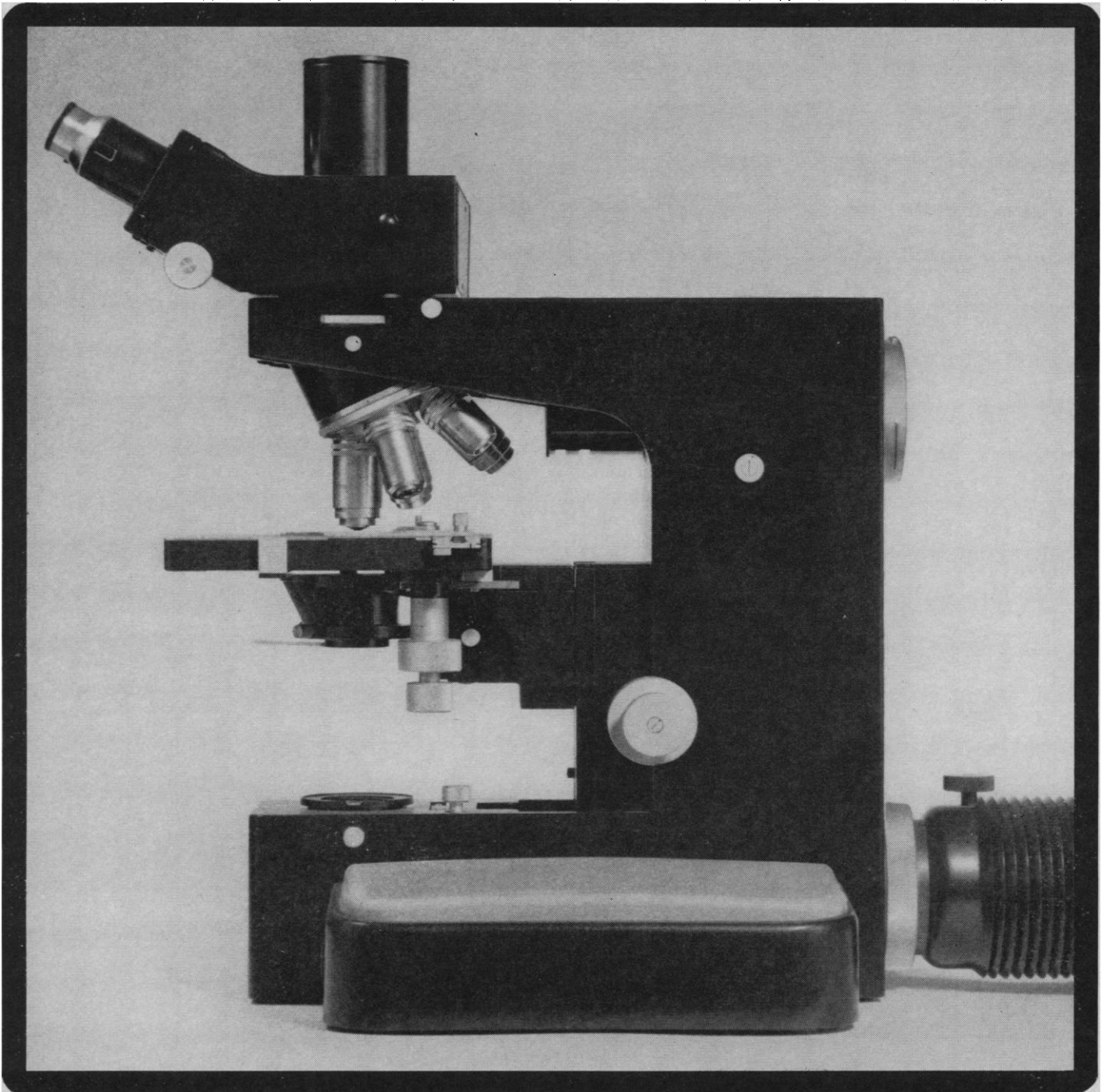
50 mc/mmole) is also set to provide the appropriate level for assay of sRNA without adjustment.

Confidence factor: with each and every shipment of a StanSTAR reagent you receive our traditional Product Analysis Report. This will give you certified molar concentrations (as determined on a carefully standardized amino acid analyzer) plus autoradiochromatographic evidence of radiochemical purity.

More information? Write for complete data. Or turn to page 32 of your new 1966 Schwarz catalog. Or write for a copy of this catalog and *then* turn to page 32. Thank you.

Schwarz BioResearch, Inc.
Orangeburg, New York 10962





LEITZ ORTHOPLAN MICROSCOPE stimulates your zest for research

An image area up to $2\frac{1}{2}$ times greater than that possible with conventional wide-field instruments, is only part of the exciting "Bonus" that is yours with the new Leitz ORTHOPLAN Research Microscope. Full advantage is taken of the Plano objectives pioneered by Leitz to provide apochromatic image quality—with *unequaled flatness* throughout the field.

The ORTHOPLAN is ideally functional. Modular interchangeability of units and accessories provides for unlimited research capabilities and *protects against obsolescence*.

Modern facilities are provided for all forms of illumination, transmitted and reflected light, and photomicrography.

If you must have the finest research microscope in this world, only ORTHOPLAN can meet your need. You are buying a versatile precision instrument, not an integrated machine. Complete information on this new "standard" in microscopy will be sent on request.

61366

Leitz

E. LEITZ, INC., 468 PARK AVENUE SOUTH, NEW YORK, N.Y. 10016
Distributors of the world-famous products of
Ernst Leitz G.m.b.H., Wetzlar, Germany—Ernst Leitz Canada Ltd.
LEICA AND LEICINA CAMERAS • LENSES • PROJECTORS • MICROSCOPES

**AMERICAN ASSOCIATION FOR
THE ADVANCEMENT OF SCIENCE**

Science serves its readers as a forum for the presentation and discussion of important issues related to the advancement of science, including the presentation of minority or conflicting points of view, rather than by publishing only material on which a consensus has been reached. Accordingly, all articles published in *Science*—including editorials, news and comment, and book reviews—are signed and reflect the individual views of the authors and not official points of view adopted by the AAAS or the institutions with which the authors are affiliated.

Editorial Board

ROBERT L. BOWMAN	EVERETT I. MENDELSON
JOSEPH W. CHAMBERLAIN	NEAL E. MILLER
JOHN T. EDSALL	JOHN R. PIERCE
EMIL HAURY	KENNETH S. PITZER
ALEXANDER HOLLAENDER	ALEXANDER RICH
WILLARD F. LIBBY	DEWITT STETTEN, JR.
GORDON J. F. MACDONALD	CLARENCE M. ZENER

Editorial Staff*Editor*

PHILIP H. ABELSON

Publisher

DAEL WOLFLE

Business Manager

HANS NUSSBAUM

Managing Editor: ROBERT V. ORMES*Assistant Editors:* ELLEN E. MURPHY, JOHN E. RINGLE*Assistant to the Editor:* NANCY TEIMOURIAN*News and Comment:* DANIEL S. GREENBERG, JOHN WALSH, ELINOR LANGER, LUTHER J. CARTER, MARION ZEIGER, JANE AYRES*Europe:* VICTOR K. McELHENY, Flat 3, 18 Kensington Court Place, London, W.8, England (Western 5360)*Book Reviews:* SARAH S. DEES*Editorial Assistants:* ISABELLA BOULDIN, ELEANORE BUTZ, BEN CARLIN, SYLVIA EBERHART, GRAYCE FINGER, NANCY HAMILTON, OLIVER HEATWOLE, ANNE HOLDSWORTH, KONSLYNNIETTA HUTCHINSON, KATHERINE LIVINGSTON, HELEN MACOTSIN, DIRGHAM SALAHI, BARBARA SHEFFER**Advertising Staff***Director*

EARL J. SCHERAGO

Production Manager

RAYMONDE SALAMA

Sales: New York, N.Y., 11 W. 42 St. (212-PE-6-1858): RICHARD L. CHARLES, ROBERT S. BUGBEE

Scotch Plains, N.J., 12 Unami Lane (201-889-4873): C. RICHARD CALLIS

Chicago, Ill. 60611, 919 N. Michigan Ave., Room 426 (312-DE-7-4973): HERBERT L. BURKLUND

Los Angeles 45, Calif., 8255 Beverly Blvd. (213-653-9817): WINN NANCE

EDITORIAL CORRESPONDENCE: 1515 Massachusetts Ave., NW, Washington, D.C. 20005. Phone: 202-387-7171. Cable: Advancesci. Washington. Copies of "Instructions for Contributors" can be obtained from the editorial office. ADVERTISING CORRESPONDENCE: Rm. 1740, 11 W. 42 St., New York, N.Y. 10036. Phone: 212-PE 6-1858.

Water Pollution

A few years ago the Wisconsin State Board of Health reported the existence on the Mississippi River of a "wall of foam 35 feet wide, 300 feet long and 15 feet high." This was only one of many photogenic news-making incidents. Consequently, the issue of water pollution was publicly dramatized and oversimplified. Synthetic detergents were spotlighted as sources of the nuisance. The principal chemicals involved were alkyl benzenesulfonates, the alkyl group usually being a C₁₂ branched-chain hydrocarbon. Biological degradation of this structure is slow. Threatened with congressional action, the detergent manufacturers abandoned production of the branched compounds, using instead a linear alkyl benzenesulfonate that is degraded more readily. This changeover (made at a cost of \$150 million) was completed by June 1965. In hearings last week before a committee headed by Senator Muskie, a year of field experience with the new products was described. The input and output of detergents from several major sewage treatment plants have been monitored. As a result, it was possible to follow closely the consequences of the changeover. Part of the chemicals now are degraded on the way to the treatment plant, and the rest are more easily removed once there. When 90 percent of the other sewage is consumed, a similar fraction of the new detergent disappears.


In spite of this excellent experience with modern treatment plants, the manufacturers may yet face further pressures. Much of the sewage in this country is disposed of in cesspools or septic tanks. In well-designed systems the effluent flows into surrounding soil, where it is acted on by aerobic bacteria, and the new detergents are removed. However, if free oxygen is absent, the detergents are not degraded. Household users using wells may still find their water foamy.

The dramatic aspects of the detergent problem, however, seem solved, and this is good. Now our people and the Congress can turn to the substantive problems of water pollution. Only a minor fraction of the sewage from towns and cities is fully treated. Upstream communities show little enthusiasm for spending money for the benefit of communities farther down. Even in those cities that have "full treatment," performance is often poor. In most instances the storm drains and the sewage systems are interconnected. When a storm occurs, the treatment plant is bypassed. This occurs at a time when the scouring action of high-velocity flow dislodges large quantities of solids that have accumulated during low flow. The problem will not be quickly disposed of. The cost of separating storm and sanitary sewers has been estimated at \$20 to \$40 billion.

Water pollution is not one problem but many. Each watershed requires a different approach, depending on technical, economic, and political factors. A particularly instructive case to follow will be events at Lake Tahoe. This beautiful lake is threatened with degradation. Once relatively poor in algal nutrients, the water has been fertilized by effluent from treated sewage. The communities surrounding the lake now plan to pump their effluent out of the Tahoe watershed. However, even this practice may not suffice. It may become necessary to ban use of fertilizers on garden plots around the lake.

The problems of water pollution are many and complex. The greatest present difficulty is that, while the public favors pollution abatement, only a few politicians are providing imaginative leadership.

—PHILIP H. ABELSON



Show-Stoppers!

The new Beckman CPM-100™ and DPM-100™ Liquid Scintillation Systems literally stopped the show at a recent scientific meeting. And for good reason. These new systems electronically compute data and provide readout in CPM, DPM, or quench-corrected DPM with 2 sigma % error. And of equal significance, they now make it possible to achieve uncompromised performance and data quality from a room-temperature system with 100-sample capacity.

These three-channel systems attain an E^2/B of better than 100 with no refrigeration. The degree of quenching is accurately determined by external-ratio standardization, and the entire system is easily calibrated with the adjustment of only one control. They also feature a Command Tower Programmer™ which allows the personal selection of sam-

†Prices are stated in U.S. funds and are subject to change without notice.

ples and channels of interest. The CPM-100 and DPM-100 Spectrometers represent a major advancement in the field of liquid scintillation analysis. Yet, the CPM-100 is priced at \$7,995.00† and the DPM-100 is only \$8,995.00†.

For more information on these advanced liquid scintillation counters, contact your Beckman Sales Representative today about a demonstration, or write for Data File LLS-266-Sp.

Beckman INSTRUMENTS, INC.
 SCIENTIFIC AND PROCESS
 INSTRUMENTS DIVISION
 FULLERTON, CALIFORNIA • 92634

INTERNATIONAL SUBSIDIARIES: GENEVA; MUNICH;
 GLENROTHES, SCOTLAND; TOKYO; PARIS; CAPE TOWN; LONDON; MEXICO CITY

A 50-SECOND QUIZ

ON A SUBJECT THAT SHOULD BE OF INTEREST TO SCIENTISTS

ISI Quiz Number One

<p>1. What % of research is unintentionally duplicated because adequate literature searches were not done?</p> <p style="margin-left: 40px;">a. 12% b. 22% c. 45% d. 68%</p>	<p>2. Of all the scientists who ever published, what % are still publishing?</p> <p style="margin-left: 40px;">a. 25% b. 50% c. 75% d. 90%</p>	<p>3. What % of scientists never search the literature?</p> <p style="margin-left: 40px;">a. 25% b. 32% c. 57% d. 72%</p>
<p>4. What organization has the world's largest bank of computer tape files of published scientific information?</p> <p style="margin-left: 20px;">a. NLM (National Library of Medicine) b. VINITI (Vsesoyuznyi Institut Nauchnoi i Tekhnicheskoi Informatsii) c. ISI (Institute for Scientific Information) d. NASA (National Aeronautics and Space Administration) e. CFSTI (Clearinghouse for Federal Scientific and Technical Information)</p>	<p>5. The number of scientific papers is doubling every</p> <p style="margin-left: 40px;">a. 3 years b. 10 years c. 25 years d. 35 years</p>	<p>6. The average paper is cited</p> <p style="margin-left: 40px;">a. 1.5 times a year b. 3 times a year c. 5 times a year d. 11.5 times a year</p>
<p>7. The average paper by a Nobel Prize winner is cited</p> <p style="margin-left: 40px;">a. 3 times a year b. 10 times a year c. 22 times a year d. 160 times a year</p>	<p>8. What is the largest single multidisciplinary scientific index published today?</p> <p style="margin-left: 20px;">a. Index Medicus b. Chemical Abstracts c. Referativnye Zhurnaly d. Science Citation Index e. Biological Abstracts f. Engineering Abstracts g. U.S. Government R&D Reports</p>	<p>9. What is the average number of references cited in a scientific paper?</p> <p style="margin-left: 40px;">a. 3 b. 9 c. 17 d. 28</p>

ANSWERS: 1. b 2. d 3. a 4. c 5. b 6. a 7. a 8. d 9. c Details and supporting documentation available upon request, write dept. 29-8.

This quiz is sponsored by ISI, creators and producers of modern scientific information services. Thousands of scientists throughout the world regularly utilize such original ISI services as: Current Contents of Chemical, Pharmaco-Medical & Life Sciences • Current Contents of Space, Electronic & Physical Sciences • Index Chemicus • Science Citation Index • ASCA (Automatic Subject Citation Alert) • ISI Magnetic Tapes • OATS (Original Article Tear Sheets) • ISI Search Service.

isi

INSTITUTE FOR SCIENTIFIC INFORMATION
325 Chestnut Street Philadelphia Pa 19106 USA

Resolved: The seventh digit shall now be found without extrapolation

new Seven-dial Precision Potential Divider expands URS functions


The seventh dial of L&N's 4399 gives a least count of 0.05 ppm — 1 part in 20,000,000. Which means that, when using it, you do not have to extrapolate the seventh digit in calibrating primary d-c standards and six-digit potentiometers.

This new instrument can be used as a universal ratio set or as a low-resistance voltage divider having a resolution to 0.0001 unit. The overall resistance—2,111.11 ohms—permits continued use of calibration procedures derived for the six-dial URS.

Stability? Calibration will not change more than 1 ppm of total range over a period of one year after shipment.

To a galvanometer or null detector, the 4399 presents a very low output impedance—less than 600 ohms. This yields high sensitivity. And it is a cleanly designed instrument with in-line readout.

For full details, call your nearby L&N office or write to 4926 Stenton Avenue, Philadelphia, Pa. 19144.



dition to board meetings, three morning and one afternoon sessions; an ANSS-sponsored luncheon, an evening Naturalists' "At Home" (28 December); and the annual field trip with NABT (30 December).

The annual national meeting of the *National Association of Biology Teachers* (Jay Barton II, CUEBS, 1750 Pennsylvania Avenue, Washington, D.C., and William Stephensen, Earlham College, Richmond, Ind.) is similar to that of the ANSS program in pattern.

The regional meeting of the *National Science Teachers Association*, arranged by the national associate executive secretary, Albert F. Eiss (NSTA, Washington, D.C.), will consist of two or more sessions. The NSTA regional affiliate, the Pennsylvania Science Teachers Association (David Ulmer, Lock Haven State College, Lock Haven, Pennsylvania) will hold its annual installation meeting with the AAAS this year.

The *Educational Policies Commission* (James E. Russell, Educational Policies Commission, Washington, D.C.) will hold a special session of invited papers cosponsored by NSTA with the AAAS around the theme "Education and the Spirit of Science," (27 December).

Details of the symposium of the *National Association for Research in Science Teaching* (Frederic B. Dutton, Michigan State University) are not yet available.

Information and Communication (T)

In general, Section T's program (Phyllis V. Parkins, BioSciences Information Service, *Biological Abstracts*) is expected to follow the successful pattern of the past few years. There will be a two-session symposium, "The Impact on Society of the Communication of Science" arranged by Robert C. Harte (American Society of Biological Chemists, Washington, D.C.); another symposium on "The Place of Information Retrieval and Scientific Communication in the Education of Scientists" (Eugene Garfield, Swarthmore, Penna.), cosponsored by Section Q; a luncheon and an address by a distinguished speaker; and the vice-presidential address of William C. Steere (New York Botanical Garden).

Section T is the primary sponsor of the AAAS Interdisciplinary Symposium "Scientific Exchange and Use of Information" (Phyllis Parkins).

The *Society of Technical Writers and Publishers* (I. D. Welt, American University) is arranging a joint session with Section T.

The *National Association of Science Writers* (Leonard S. Zahn, Hill & Knowlton, Inc., 150 East 42 Street, New York) will have a business meeting, probably an invited speaker, and the annual dinner at which the AAAS-Westinghouse Science Writing Awards are announced.

Statistics (U)

The program of Section U (Rosedith Sitgreaves, Teachers College, Columbia University) again will consist largely of joint sessions with other sections and with related societies. The vice-presidential address will be given by William G. Cochran (Harvard University).

Under the joint sponsorship of the *Biometric Society ENAR* (D. S. Robson, Cornell University) and the *Ecological Society of America*, there will be a two-session symposium (30 December) on "Statistical Ecology" arranged by E. C. Pielou (Canadian Department of Agriculture, Ottawa).

A second two-session symposium, joint with the AAAS Sections on Zoological Sciences (F) and on Statistics (U), and cosponsored by the American Fisheries Society, "Over-exploited Animal Populations," is nearly complete. Among the speakers are: (on whales) D. G. Chapman, Department of Mathematics, University of Washington; (on Atlantic haddock) M. D. Grosslein, Bureau of Commercial Fisheries, Woods Hole Laboratory; (topic undecided) M. B. Schaeffer, Scripps Institution of Oceanography; (on Central Pacific tuna) B. J. Rothschild, Bureau of Commercial Fisheries, Honolulu; (on Pacific sardines) G. I. Murphy, Department of Oceanography, University of Hawaii; (on Pacific salmon) P. A. Larkin, Biological Station, Nanaimo, B.C.; (on Great Lakes fisheries) Stanford H. Smith, Bureau of Commercial Fisheries, Ann Arbor, Mich.; (on North American ducks) A. D. Geis, Bureau of Sports Fisheries and Wildlife, Laurel, Md.; and (on seals) I. A. McLaren, Marine Sciences Centre, McGill University.

The American Fisheries Society will cosponsor the symposium of the Society for Industrial and Applied Mathematics, "Combinatorial Problems in the Life Sciences."



**Sigma is pleased to announce another Sigma Service: -
Fluorimetric Procedure No. 60-F for the quantitative
determination of**

PHENYLALANINE

in the Diagnosis of

PKU

Phenylketonuria

Throughout the entire World, the clinical diagnosis of PKU is becoming legally mandatory on all newborn infants. Genetic PKU is manifested by the elevation of Serum Phenylalanine which is accurately determined per McCaman and Robins¹ as modified by Wong, et al.²

Sigma Procedure No. 60-F is not only the most accurate published to date, but it is also the simplest and most rapid.

Procedure

1. Add Ninhydrin-Peptide Reagent to 20 μ L of deproteinized Serum or Plasma
2. Incubate at 60°C for 2 Hours
3. Add Copper Reagent and Read Fluorescence.

That is all!

Phenylalanine in the Sample yields an intense fluorescence not produced by other serum constituents. No need to repeat each "positive" as is often necessary with microbiological screening procedures. Ideal for Mass screening yielding quantitative results at the same time.

INEXPENSIVE! Less than 5¢ per test when run in groups. HEALTH DEPARTMENTS everywhere are urged to immediately evaluate this Sigma Procedure as the possible Procedure of Choice. Knox³ reports that brain damage can be avoided if PKU is properly diagnosed at birth and promptly treated with a low phenylalanine diet!

Request Free Sigma Technical Bulletin No. 60-F
OR ORDER COMPLETE KIT: -

No. 60-M for up to 80 Determinations \$ 7.20

No. 60 for up to 250 Determinations 12.25

Postage Paid to any Destination in the World.

(Caution: - A Photo-Fluorometer is Required.)

- Ref.: 1. McCaman, M.W., & Robins, E., "Fluorimetric Method for the Determination of Phenylalanine in Serum" J. Lab. & Clin. Med., 59, 885, (1962).
2. Wong, P.W.Y., O'Flynn, M.E., & Inouye, T., "Micro-methods for Measuring Phenylalanine and Tyrosine in Serum", Clin. Chem., 10, 1098, (1964).
3. Knox, W.E., "Evaluation of Treatment of PKU with Diets Low in Phenylalanine", Pediatrics, 26, 1, (1960).

ORDER DIRECT

TELEPHONE COLLECT

from ANYWHERE in the WORLD

Day, Station to Station, PRespect 1-5750

Night, Person to Person, Dan Broida, WYdown 3-6418




TWX (Teletype) Day or Night: COLLECT-314-556-0594U
TELEGRAM: SIGMACHEM, St. Louis, Mo.

The Research Laboratories of
SIGMA CHEMICAL COMPANY
3500 DE KALB ST. • ST. LOUIS 18, MO. • U.S.A.
MANUFACTURERS OF THE FINEST BIOCHEMICALS AVAILABLE

Distributed in the United Kingdom through
SIGMA LONDON Chem. Co. Ltd., 12, Lettice St., London, S.W.6, Eng.
Phone RENown 5823 (Reverse Charges)

micro manipulators




Over 40 basic models to choose from.
All available for immediate delivery
from stock.

BRINKMANN
INSTRUMENTS

CANTIAGUE ROAD, WESTBURY, N. Y. 11590/ED 4-7500

See separations
clearly...
right down
to the
stopcock
housing!



UNBREAKABLE NALGENE®
SEPARATORY FUNNELS

See for yourself! Separation lines between two phases are clearly defined right down to the stopcock housing. And, the parallel bore above the stopcock allows better separations. Precision one-piece molding for a smooth, continuous surface assures a smooth flow.



Nalgene Separatory Funnel of autoclavable polypropylene are unbreakable... even the stem won't break or chip. They resist all chemicals—even HF. Can be centrifuged by cutting off the stem. The non-stick Teflon* TFE stopcock provides a perfect seal without lubrication... no danger of contamination.

Assortable with other Nalgene labware for maximum discounts. Order from your lab supply dealer or write for new Catalog P-166 to Dept. 2129, The Nalge Co., Inc., Rochester, N. Y. 14602. *DuPont registered trademark

Another product of Nalge Research.



Science in General (X)

A number of organizations, too general in their interests to be placed in any sectional series or under any specific discipline, constitute the "X series" in the printed *General Program* of the annual meeting. In this preliminary synopsis, the programs of one of these—the Academy Conference—has already been mentioned, under "Other General Events."

At its annual meeting, *Sigma Delta Epsilon*, graduate women's scientific fraternity (Elora M. Schroeder, national president, Agricultural Research Service, USDA, Beltsville, Md.), will observe its 45th anniversary. The speaker at the luncheon for all women in science will be Margaret Stone (national second vice-president and charter member of the Alpha Chapter). A Sigma Delta Epsilon symposium on member research in the field of cancer and disease is planned for 27 December at 2:00 p.m. There will also be national council meetings and the grand chapter dinner and meeting. A headquarters room will be maintained throughout the meeting period, 26–30 December. Chairman of the committee on local arrangements is Madelyn Womack (USDA, Beltsville, Md).

The 67th annual convention of the *Society of the Sigma Xi* (Thomas T. Holme, Society of the Sigma Xi, New Haven) will be held on the morning of 29 December preceding a luncheon. On the evening of 29 December, the Society will join with the *United Chapters of Phi Beta Kappa* (Carl Billman, Phi Beta Kappa, Washington, D.C.) in sponsoring their annual address with the AAAS. These distinguished lectures, of interest to all participants, have been a valued feature of the AAAS annual meeting from the inaugurations of the, at first separate, series in 1922 and in 1935, respectively.

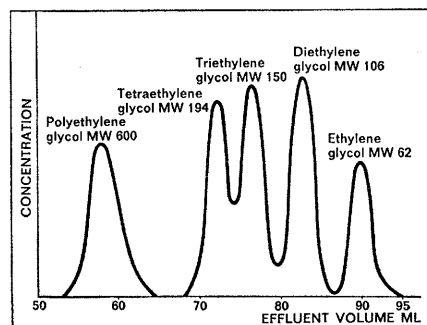
The *Washington Academy of Sciences* (Ernest P. Gray, Applied Physics Laboratory, Silver Spring, Md.; and John Menkart, Harris Research Laboratories, Washington, D.C.) on the occasion of its 500th regular meeting, is sponsoring an invited address by the Nobel laureate British physicist, P. M. S. Blackett, president of the Royal Society. John K. Taylor, president of the Washington Academy, will preside. The Academy will cosponsor the AAAS Interdisciplinary Symposium, "Science in International Perspective," in which P. M. S. Blackett, Sir Lawrence Bragg, and Victor Weisskopf are participants.

For fractionation of
low molecular
weight solutes...

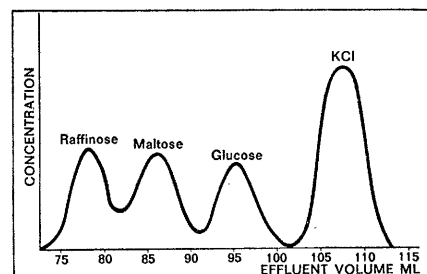
Sephadex·G-10
and
Sephadex·G-15



Sephadex G-10 and Sephadex G-15 are new additions to Pharmacia's continuously expanding line of separation products: gel filtration media and ion exchangers. These two products now open a new area of fractionation of low molecular weight substances such as peptides, amino acids, nucleotides and nucleosides. The figures below give some examples of the excellent separation properties of these newest Sephadex types.



Fractionation of oligomers of ethylene glycols on Sephadex G-10.



Desalting of raffinose, maltose and glucose on Sephadex G-15.

TECHNICAL DATA

Type	Fractionation range (molecular weight)	Water regain (g H ₂ O/g dry gel)	Particle size (microns)
Sephadex G-10	up to 700	1.0 ± 0.1	40-120 (beads)
Sephadex G-15	up to 1,500	1.5 ± 0.2	40-120 (beads)

For additional technical information, including booklet on Sephadex G-10 and G-15, write to:



PHARMACIA FINE CHEMICALS INC.
800 Centennial Avenue, Piscataway, N. J. 08854
Pharmacia (Canada) Ltd., 110 Place Crémazie,
Suite 412, Montreal 11, P. Q.

(Inquiries outside U. S. A. or Canada should be directed to PHARMACIA FINE CHEMICALS, Uppsala, Sweden.)