


When  
little  
things  
mean  
a lot



scientific  
products

GENERAL OFFICES:  
1210 LEON PLACE  
EVANSTON, ILLINOIS



Because they mean a lot to you, they mean a lot to us. That's why S/P maintains 16 distribution centers, offers more than 30,000 items. For example—compact TekTrol Outlet Boxes with six outlets. They provide an orderly system if you're a victim of inadequate laboratory outlets. They can mean a lot in your laboratory.

No. E2500X—S/P TekTrol, with 6 universal outlets individually fused, 30 amp rating, 115 volts A.C. Each . . . . . \$27.50

No. E2501X—S/P TekTrol Jr., similar to E2500X but with one master 15 amp fuse. Each . . . . . \$17.50

Order today—satisfaction guaranteed.

## Finally, a scientifically-proven pulsed ruby laser kit for only \$499.50!

Perfect for school and  
laboratory experimentation  
Complete demonstration and  
experiment texts supplied



This easy-to-assemble unit is a truly professional experimental ruby laser with built-in safety features. Demonstrate the characteristics of coherent radiation, laser high-speed photography, measurement of the speed of light, initiation of chemical reactions, optical ranging, interference and diffraction effects and pulse modulation studies. No school . . . no experimental laboratory should be without at least one.

**FREE!** . . . a complete text on laser theories and applications — electromechanical radiation, quantum electronics, lasing mechanisms, experiments. Send in coupon below.



**ELECTRO-OPTICAL  
INSTRUMENTS**

a division of Electro-Optical Systems, Inc.  
a subsidiary of Xerox Corporation

300 N. Halstead Street, Pasadena, Calif. 91107

Please send me complete information on the  
Pulsed Ruby Laser Kit and my free laser text.

Name \_\_\_\_\_

Position \_\_\_\_\_

Address \_\_\_\_\_

School or Laboratory \_\_\_\_\_

## THE HUMAN INTEGUMENT NORMAL AND ABNORMAL

Editor: Stephen Rothman 1959  
AAAS Symposium Volume No. 54

"As a whole, the papers are presented in a simple form easily understandable to readers who do not necessarily have the background knowledge of recent biological research often assumed in articles written by specialists for their own colleagues. . . . Such symposia are of value in that they give physicians in clinical practice an account of fundamental research in areas of particular interest to them." *The Quarterly Review of Biology*, December 1960

270 pp., 59 illus., index, cloth. \$6.75  
AAAS members' cash orders \$5.75

### Chapters

- 1) The Integument as an Organ of Protection
- 2) Circulation and Vascular Reaction
- 3) Sebaceous Gland Secretion
- 4) Pathogenetic Factors in Pre-malignant Conditions and Malignancies of the Skin

British Agents: Bailey Bros. & Swinfen,  
Ltd., Warner House, 48 Upper  
Thames Street, London, E.C.4

**AAAS**

1515 Massachusetts Ave., NW  
Washington, D.C. 20005

ments. A. C. Lucas (E.G. & G.) and N. R. French described a radiation ecology study in which miniature TL powder dosimeters, about 1 mm in diameter and 6 mm long, were attached to desert rats near a large, elevated  $\gamma$ -ray source and subsequently recovered. For these small dosimeters, the reported precision of dose measurement of  $\pm 3$  percent is remarkably good.

M. J. Aitken and M. S. Tite (Oxford) reported the dating of old pottery (the firing process would have removed any previously stored energy due to natural radioactivity), and T. Higashimura (Kyoto Univ.) presented dose measurements about a nuclear detonation site obtained from the luminescence of roof tiles taken from bombed cities in Japan.

The conference was held under the joint sponsorship of the Atomic Energy Commission, the Office of Naval Research, and Stanford University. A limited number of abstract booklets have been reprinted and are available on a first-request basis from C. J. Karzmark. The conference proceedings are to be published early in 1966 by the Atomic Energy Commission Division of Technical Information, and will be available from the Clearing House for Federal Scientific and Technical Information Springfield, Virginia 22151.

C. J. KARZMARK

Stanford University School of Medicine,  
Palo Alto, California 94304

F. H. ATTIX

U.S. Naval Research Laboratory,  
Washington, D.C.

CATHARINE L. WINGATE

U.S. Naval Radiological  
Defense Laboratory,  
San Francisco, California

## Forthcoming Events

### October

26. American Soc. of Safety Engineers, annual, Chicago, Ill. (A. C. Blackman, ASSE, 5 N. Wabash, Chicago, Ill.)

26-28. Fluid Amplification, symp., Washington, D.C. (J. M. Kirschner, Fluid Systems Branch, Harry Diamond Laboratories, Washington 20438)

26-28. Shock and Vibration, 25th symp., New Orleans, La. (Shock and Vibration Information Center, Code 4021, U.S. Naval Research Laboratory, Washington, D.C. 20390)

26-28. Spacecraft Sterilization Technology, natl. conf., NASA, California Inst. of Technology, Pasadena. (L. B. Hall, Code SB, NASA, Washington, D.C. 20546)

26-29. National Soc. for Clean Air, 32nd annual conf., Eastbourne, England.

(R. Sharp, The Society, Field House, Brems Bldg., London, E.C.4)

26-30. **Immunohistochemistry**, symp., Nijmegen, Netherlands. (H. von Mayersbach, Faculteit der Geneeskunde, Laboratorium voor Cytologie en Histologie, Universiteit Van Nijmegen, Nijmegen)

27-29. **Aerospace and Navigational Electronics**, 12th East Coast conf., Baltimore, Md. (B. W. Moss, Mail #383, Martin Co., Box 988, Baltimore 21203)

27-29. **American Ceramic Soc.**, Electronics Div., fall meeting, Los Angeles, Calif. (R. S. Shelden, 4055 N. High St., Columbus 4, Ohio)

27-29. **Electronic Data Processing Systems** for State and Local Governments, 2nd natl. conf., New York Univ., New York, N.Y. (H. G. Berkman, Graduate School of Public Administration, 4 Washington Sq. N., New York 10003)

27-30. **Neurological Surgeons**, 15th annual congr., Chicago, Ill. (J. R. Russell, 1815 N. Capitol Ave., Indianapolis, Ind. 46202)

28. **Water Pollution**, intermountain workshop, Denver, Colo. (Manufacturing Chemists Assoc., 1825 Connecticut Ave., NW, Washington, D.C.)

28-29. **Educational Records Bureau**, 13th annual conf., New York. (A. E. Traxler, Educational Records Bureau, 21 Audubon Ave., New York 10032)

28-29. **Energy Conversion and Storage**, 3rd annual conf., Oklahoma State Univ., Stillwater. (C. M. Summers, School of Electrical Engineering, Oklahoma State Univ., Stillwater 74075)

28-29. **Microwave Acoustics**, symp., Hanscom Field, Bedford, Mass. (T. G. Burnhagen, Air Force Cambridge Research Laboratories, Cambridge, Mass.)

28-30. **American Soc. for Aesthetics**, Washington, D.C. (J. R. Johnson, Cleveland Museum of Art, Cleveland, Ohio 44106)

28-4. **Psychology as a Theoretical and Applied Discipline**, seminar, Gujarat Univ., Ahmedabad, India. (P. H. Prabhu, School of Psychology, Education, and Philosophy, Gujarat Univ., Ahmedabad 9)

29-30. **Society for the Scientific Study of Religion**, annual, New York, N.Y. (SSSR, 1200 17th St., NW, Washington, D.C. 20036)

30-31. **Bronchoesophagology**, 11th intern. congr., Hakone, Japan. (C. M. Norris, 3401 N. Broad St., Philadelphia, Pa. 19140)

30-2. **American Speech and Hearing Assoc.**, Chicago, Ill. (K. O. Johnson, 1001 Connecticut Ave., NW, Washington, D.C.)

31-4. **American Soc. of Agronomy**, 57th annual, Columbus, Ohio. (ASA, 677 South Segoe Rd., Madison, Wis. 53711)

31-5. **Society of Motion Picture and Television Engineers**, 98th technical conf., Montreal, P.Q., Canada. (SMPTE, 9 E. 41 St., New York 10017)

31-5. **American Soc. for Testing and Materials**, 5th Pacific area natl., Seattle, Wash. (H. H. Hamilton, ASTM, 1916 Race St., Philadelphia, Pa. 19103)

#### November

1-3. **Development of the Lung**, Ciba Foundation symp., London, England. (Ciba, 41 Portland Pl., London, W.1)

1-3. **American Physical Soc.**, southeast-




#### The delicate nose

To a perfume chemist, his nose is a sensitive analytical instrument. One whiff tells him what type scent and its purity. Ideally, this nose does its job best in an uncontaminated environment, free from foreign odors.

That's what perfume chemists have at Colgate-Palmolive Company's R&D Center in New Brunswick, N. J.


It was planned that way . . . long before the building went up. Each lab was pre-designed for specific scientists. Perfume chemists had their noses pampered. Blickman fabricated cabinets to hold hundreds of small scent containers. Sliding shelves provide storage by scent type or use. Air control units carry odors from cabinets . . . away from the man in that lab and away from delicate noses in other labs.



#### A lab for the man in it

Colgate lab supervisors, the architectural firm of Eggers & Higgins and Blickman engineers worked out the needs of each group. Custom fabrication and installation of lab equipment was just part of the job. The important thing was tailoring the lab to the man in it.


Result? Trouble-free labs that really fit the 300 or more people devoted to chemical or biological R&D at Colgate.



#### The vanishing X-Ray viewer

Colgate technicians use many sophisticated analytical methods such as X-Ray diffraction pattern examination. This calls for an X-Ray viewer . . . but not every minute of the day.

So the viewer is in a drawer . . . Designed and built right into the Blickman lab bench . . . ready for use at the pull of a drawer handle . . . out of the way and using no bench space when not needed.



#### Planning ?

Many companies and institutions work with Blickman this way. It develops new ideas. It produces better facilities.

When it comes to planning, doing and service, Blickman avoids the ordinary. Ask Colgate-Palmolive. And send for a free detailed catalog as a starter.

#### S. Blickman, Inc.

6910 Gregory Avenue, Weehawken, N. J.

Please send information on:

☐ Lab Furniture ☐ Fume Hoods

Name \_\_\_\_\_ Title \_\_\_\_\_

Company \_\_\_\_\_


Address \_\_\_\_\_

City \_\_\_\_\_ State \_\_\_\_\_ Zip \_\_\_\_\_

**we'd  
like to  
clear  
something  
up...**



**That's Noise!** Your electronic signal may contain the information you want, but unrelated noise may be obscuring it. Regardless of the frequency range of the noise and signal, Enhancetron will clarify the picture.



**That's Enhancetron!** See how your signal comes through loud and clear. That's because Enhancetron 1024 Portable Signal Averaging Digital Computer adds everything up, noise included. Repetitive signals add in direct proportion to the number of samples taken; noise adds in proportion to the square root. The signal literally "grows" out of the noise.

This new measurement tool brings greater speed, accuracy, and efficiency to noise reduction in every branch of science—yet it costs much less than earlier models of lower resolving power.



**ENHANCETRON®** Portable Signal Averaging Digital Computer, with 1024-word magnetic core memory.

Let us clear up questions you have. Write us for ENHANCETRON literature.

Please send me more information on ND 800—Enhancetron 1024

Name.....

Company.....

Address.....

City.....State.....Zip.....

**ND NUCLEAR DATA INC**  
120 WEST GOLF ROAD, PALATINE, ILL. 60067

ern section, Charlottesville, Va. (H. Carr, Auburn Univ., Auburn, Ala.)

1-3. **Industrial Static Power Conversion**, conf., Philadelphia, Pa. (L. W. Morton, General Electric Co., Bldg. #2, Schenectady 5, N.Y.)

1-3. **Information Processing in Sight Sensory Systems**, California Inst. of Technology, Pasadena. (E. D. Johnson, 208 Booth Computing Center, California Inst. of Technology, Pasadena 91109)

1-3. **Systems**, intern. meeting, Chicago, Ill. (R. L. Irwin, Systems and Procedures Assoc., 7890 Brookside Dr., Cleveland, Ohio 44138)

1-4. **American Soc. of Agronomy**, Columbus, Ohio. (M. Stelly, ASA, 677 S. Segoe Rd., Madison, Wis. 53711)

1-4. **Radioactive Pharmaceuticals**, symp., Gatlinburg, Tenn. (Chairman's Office, Medical Div., Oak Ridge Inst. of Nuclear Studies, Oak Ridge, Tenn. 37831)

1-5. **American Dietetic Assoc.**, 48th annual, Cleveland, Ohio. (ADA, 620 North Michigan Ave., Chicago, Ill. 60611)

The following meetings will be held under the **U.S.-Japan Cooperative Science Program** for November. Information is available from N. P. Neureiter, Office of International Activities, National Science Foundation, Washington, D.C.

1-5. **Congenital Malformations and Cancer**, planning meeting, Tokyo, Japan.

4-5. **Range of Deviation among Cancer Cells**, conf., Kyoto, Japan.

15-18. **Bulk Sampling**, seminar, Tokyo, Japan.

1-7. **Military Medicine and Pharmacy**, 18th intern. congr., Bangkok, Thailand. (J. Voncken, Intern. Committee of Military Medicine and Pharmacy, 79, rue Saint-Laurent, Liege, Belgium)

2-4. **New England Research and Engineering Meeting (NEREM)**, Boston, Mass. (IEEE Boston Office, 313 Washington, Newton, Mass.)

2-4. **Space Electronics**, intern. symp., Inst. of Electrical and Electronics Engineers, Miami Beach, Fla. (A. J. Wood, Office of Information, Public Information Div., Patrick Air Force Base, Fla.)

2-5. **Use of the Baboon as an Experimental Animal**, 2nd intern. symp., San Antonio, Tex. (L. R. Smith, Southwest Foundation for Research and Education, P.O. Box 2296, San Antonio 78206)

2-6. **American Soc. of Oral Surgeons**, annual, Denver, Colo. (G. A. Malecki, ASOS, 919 North Michigan Ave., Chicago, Ill.)

3-4. **Automation**, conf., Oslo, Norway. (Studieselsmapet Forkninsveien, Oslo 3)

3-4. **American College of Clinical Pharmacology and Chemotherapy**, Chicago, Ill. (D. E. Hutcheon, The College, 7 E. 82 St., New York 10028)

3-5. **Data Processing**, intern. fall conf., Dallas, Tex. (Conference Registrar, P.O. Box 2665, Dallas 75221)


3-5. **Diffraction**, 23rd Pittsburgh conf., Pittsburgh, Pa. (B. R. Banerjee, Crucible Steel Co., 234 Atwood, Pittsburgh 15213)

3-5. **Society of Engineering Science**, 3rd technical, Univ. of California, Davis. (A. C. Eringen, School of Aeronautics, Astronautics and Engineering Sciences, Purdue Univ., Lafayette, Ind. 47907)

3-5. **American Soc. of Tropical Medicine and Hygiene**, New Orleans, La. (G. M. Jeffrey, P.O. Box 295, Kensington, Md.)

## UNIQUE DENSITOMETER for all ELECTRO- PHORESIS

Model 542  
for  
Electrophoresis  
on:  
PAPER  
CELLULOSE ACETATE  
GELS  
including Disc  
electrophoresis patterns



Write for bulletin

Stocked by  
Laboratory  
Supply  
Houses

**PHOTOVOLT**  
CORPORATION  
1115 BROADWAY • NEW YORK 10, N.Y.

3-6. **Acoustical Soc. of America**, St. Louis, Mo. (W. Waterfall, American Inst. of Physics, 335 E. 45 St., New York 10017)

3-8. **French Soc. of Orthopedics and Traumatology**, 40th annual, Paris. (D. P. Masse, FSOT, Pavillon Ollier, Hôpital Cochin, 27 rue du Faubourg Saint-Jacques, Paris 14<sup>e</sup>)

3-12. **Intergovernmental Oceanographic Commission**, 4th session, Paris, France. (Office of Oceanography, UNESCO, Pl. de Fontenoy, Paris 7<sup>e</sup>)

4-5. **Operations Research Soc. of America**, Houston, Tex. (N. E. Miller III, Mt. Royal and Guilford Aves., Baltimore, Md. 21202)

4-5. **Rheumatology**, Czechoslovak-Polish meeting, Prague, Czechoslovakia. (F. Lenoch, Na Slupi 4, Prague 2)

4-6. **American Soc. of Cytology**, 13th annual scientific, New York, N.Y. (W. R. Lang, 1012 Walnut St., Philadelphia, Pa. 19107)

4-6. **Society of Economic Geologists**, Kansas City, Mo. (J. O. Kalliokoski, Dept. of Geology, Princeton Univ., Princeton, N.J. 98540)

4-6. **Geological Soc. of America**, Kansas City, Mo. (R. C. Becker, GSA, 231 E. 46 St., New York 10017)

4-6. **National Assoc. of Geology Teachers**, Kansas City, Mo. (M. B. Rosalsky, Dept. of Geology, City College of New York, New York 10031)

4-6. **Southwestern Medical Assoc.**, 47th annual, El Paso, Tex. (S. Heinemann, 310 N. Stanton, El Paso)

4-6. **Paleontological Soc.**, Kansas City, Mo. (R. L. Langenheim, Jr., Dept. of Geology, Univ. of Illinois, Urbana)

5-6. **Cancer of the Gastrointestinal Tract**, 10th annual clinical conf., Univ. of Texas M. D. Anderson Hospital and Tumor Clinic, Houston. (R. L. Clark, M. D. Anderson Hospital and Tumor Inst., Univ. of Texas, Houston 25)

5-6. **Society for Psychosomatic Research**, London, England. (C. J. Lucas, Student Health Centre, 17 Gordon St., London W.C.1)

5-7. **American Translators Assoc.**, natl. conv., Washington, D.C. (Suite 2157, 630 Fifth Ave., New York 10020)

6-7. **American Soc. for Colposcopy and Colpomicroscopy**, annual, New York, N.Y. (D. Schildwaechter, 4219 Chester Ave., Philadelphia, Pa.)

6-7. **International College of Dentists**, Las Vegas, Nev. (H. O. Westerdahl, 4829 Minnetonka Blvd., Minneapolis, Minn. 55416)

6-20. **International Federation of Thermalism and Climatism**, Israel. (A. Schirmer, Fédération Intern. du Thermalisme et du Climatisme, Stadtbachstr. 12, Baden, Switzerland)

7. **American College of Dentists**, Las Vegas, Nev. (O. W. Brandhorst, 4236 Lindell Blvd., St. Louis, Mo.)

7-9. **American Science Film Assoc.**, annual, Washington, D.C. (ASFA, 1319 F St., NW, Washington 20004)

7-10. **Automation**, British conf., Eastbourne, England. (Inst. of Production Engineers, 10 Chesterfield St., Mayfair, London, W.1)

7-11. **American Soc. of Mechanical Engineers**, winter annual mtg., Chicago, Ill. (ASME, 345 East 47 St., New York)

NEW FROM CANALCO...

# 3 high-resolution electrophoresis microdensitometers

for disc, agar, cellulose acetate, cleared starch and acrylamide slabs

Only Canalco offers you a choice from three versatile, high-resolution microdensitometers for all *modern* electrophoresis techniques.

And these are the *only* instruments on the market which can resolve and accurately report the fine bands found in Disc Electrophoresis of serum, spinal fluid, and other complex protein systems.

Select the low-cost Model D to use with the recorder you already have, as well as with its own optical density meter. For faster scans, choose the Model E with high-speed built-in recording system. For wide-chart presentation, you'll want the Model F, featuring a full ten-inch chart.


All three models give you *true high resolution*—only possible with multi-lensed, multi-slit optical systems—plus many other exclusive features vital to accurate densitometry.

All three models have *15-micron resolution*; they can actually see and record bands only 15 microns thick, invisible to other densitometers. They let you view and photograph enlarged images without accessories or added cost. All three *include* integrators as standard equipment. Illumination with parallel light, plus the ability to align fine bands parallel to the measuring slit, give you accurate measurements free from artifacts caused by band overlap. The Model E and Model F have unique normalizing systems that let you equalize chart records from specimens of unequal length and band intensity for direct, side-by-side comparison.

In addition to their utility for electrophoresis, the Model D, E and F are equally suitable for densitometry of ultracentrifuge UV films and similar transparent samples up to 1 x 3 inches overall.

If you're planning now to buy an electrophoresis densitometer that will not be obsolete when you switch to the Disc technique, ask us for an interesting brochure that describes the Model D, E and F in detail. We'll include a test film strip you can use yourself to compare the performance of the Canalco microdensitometers with any other instrument.

Whatever your needs, you'll find a Canalco microdensitometer the best investment. *Challenge us to prove it to you! Write:*



The Model F Microdensitometer comes with a special variable-speed recorder that gives you a full ten inches of chart width for highest precision of measurement. Also available are the low-cost Model D, to use with your own recorder, and the Model E with fast-response built-in recorder.



**CANALCO** CANAL INDUSTRIAL CORPORATION  
Dept. E-102 4935 Cordell Avenue  
Bethesda, Maryland / (301) 656-2333

Sales and Service Offices in • Boston • Houston • New York • Seattle  
• Chicago • Los Angeles • Pittsburgh • Washington, D. C. • Cincinnati  
• Memphis • St. Louis • Toronto • Cleveland • Minneapolis • San Francisco