

15-16. American Inst. of **Industrial Engineers**, regional conf., Davenport, Iowa. (C. G. Worthington, 100 Park Ave., New York 17)

15-19. **Diabetes**, 1st world congr., Chicago, Ill. (with the 2nd Pan American Diabetic Congr.). (Diabetic Inst. of America, 55 E. Washington St., Chicago 2, Ill.)

17-22. American Soc. of **Mechanical Engineers**, winter annual, Philadelphia, Pa. (ASME, 29 W. 39 St., New York 18)

17-22. **Radiological Soc. of North America**, annual, Chicago, Ill. (M. D. Frazer, 1744 S. 58 St., Lincoln, Neb.)

18. **Industrial Pharmacy Section**, American Pharmaceutical Assoc., 3rd annual eastern regional meeting, New York, N.Y. (H. Lieberman, Warner-Lambert Pharmaceutical Co., 170 Tabor Rd., Morris Plains, N.J.)

18-19. **Unconventional Inertial Sensors**, symp., Farmingdale, N.Y. (M. J. Minneman, Republic Aviation Corp., Farmingdale)

18-20. **Engineering in Medicine and Biology**, 16th annual conf. and exhibit, Baltimore, Md. (H. Gilmer, 933 Ridge Ave., Pittsburgh 12, Pa.)

18-21. **Atomic Industrial Forum** and American Nuclear Soc., winter meeting, New York, N.Y. (O. J. Du Temple, ANS, 86 E. Randolph St., Chicago 1, Ill.)

18-22. **Plastics**, 10th natl. exposition, Chicago, Ill. (J. Paluszek, G. M. Basford Co., 60 E. 42 St., New York 17)

18-22. **Radiation Accidents**, seminar on protection of the public, Geneva, Switzerland. (Office of the Director General, Food and Agriculture Organization, Viale delle Terme di Caracalla, Rome, Italy)

18-24. **Pan Indian Ocean Science Assoc.**, New Delhi, India. (PIOSA, 39 Garden Rd., Karachi, Pakistan)

18-27. **Deans of Medical Schools**, conf., World Health Organization, Manila, Philippines. (WHO, Regional Committee for the Western Pacific, P.O. Box 2932, Manila)

19-21. **Building Research Inst.**, fall conf., Washington, D.C. (BRI, 1725 De Sales St., NW, Washington)

19-21. **Contribution of Food Science to Military Needs**, Natick, Mass. (U.S. Army Natick Laboratories, Natick)

19-21. **American Physical Soc.**, Norman, Okla. (K. K. Darrow, 538 W. 120 St., New York 27)

19-21. **Stratosphere-Mesosphere Structure conf.**, El Paso, Tex. (W. L. Webb, Schellenger Research Laboratories, Texas Western College, El Paso)

20-21. **Forest Biology**, 2nd conf., Mobile, Ala. (TAPPI, 360 Lexington Ave., New York 17)

21-22. **Pulmonary Diseases**, symp., Chapel Hill, N.C. (Div. of Pulmonary Diseases, Univ. of North Carolina School of Medicine, Chapel Hill)

21-23. **Forensic Physicians**, 10th conf., Prague, Czechoslovakia. (K. S. Lékařství, Tvrdého ul 2a, Brno, Czechoslovakia)

21-23. **Oral Roentgenology**, research conf., Lincoln, Neb. (C. E. Crandell, Univ. of North Carolina School of Dentistry, Chapel Hill)

22-25. **Scientific Unions**, intern. council, Vienna, Austria. (ICSU 2, via Sebenico, Rome, Italy)

23. **American Translators Assoc.**, New York, N.Y. (D. S. Cunningham, German Dept., Rutgers Univ., 406 Penn St., Camden 2, N.J.)

24-27. **American Acad. for Cerebral Palsy**, Dallas, Tex. (J. D. Russ, 1520 Louisiana Ave., New Orleans, La.)

25-27. **Geological Soc. of America**, 76th meeting, New York, N.Y. (F. Betz, Jr., 419 W. 117 St., New York 27)

25-27. **Nuclear Electronics**, intern. symp., Paris, France. (French Society of Electronics Technicians, 10 avenue Pierre Larousse, Malakoff, Seine, France)

26-30. **Endocrinology**, 16th meeting, Paris, France. (Secrétariat du Service du Dr. Albeaux-Fernet, Hôpital Laënnec, 42, rue de Sévres, Paris 17)

29-30. **Biomagnetics**, intern. symp., Chicago, Ill. (J. F. Barnothy, Biomagnetic Research Foundation, 833 Lincoln St., Evanston, Ill.)

29-30. **American Mathematical Soc.**, Cleveland, Ohio. (AMS, 190 Hope St., Providence 6, R.I.)

31-1. **American College of Chest Physicians**, Portland, Ore. (M. Kornfeld, 112 E. Chestnut, Chicago 11, Ill.)



NEW, VERSATILE WATER BATH GIVES PRECISE CONTROL UP TO 100°C!




HYDOR THERME CORP.
7166 AIRPORT HIGHWAY
PENNSAUKEN, NEW JERSEY, 08109

- **Radiant Heating,
No Immersion Elements**
- **Completely Stainless Steel**
- **Bath Lifts Out for Cleaning**
- **Exclusive ProportionALL
Heat Controller**
- **Bath Lightweight and Portable**
- **Optional: Stainless Steel Cover,
Hinged Motor and Stirrer**

**WRITE TODAY FOR NEW CATALOG
and**

**Call your accredited laboratory dealer for
fast delivery, guaranteed service!**



Schwarz analogs of metabolic nucleosides and bases—for studies of viral inhibition, genetic mapping, cytotoxic effect in neoplastic tissue. Write for information on SBR labeled and unlabeled antimetabolites: Iododeoxyuridine, Fluorouracil, Bromodeoxyuridine, Bromodeoxycytidine, Azauridine, Azauracil.

SCHWARZ BIORESEARCH, INC. • Orangeburg, New York
 BIOCHEMICALS • RADIOCHEMICALS • PHARMACEUTICALS for research, for medicine, for industry

New Products

Elapsed time indicator requires only 10 μ a of current for operation, so that it can be added to circuits without affecting power requirements. The end of the specified time interval is indicated by a color change observable through a small window. Actual elapsed time can be measured electrically at any time to determine operating times, duty factors, or the like. The indicator is resettable and can be used an indefinite number of times. Standard time intervals are 10, 50, 100, 500, and 1000 hr. Standard voltages are 6, 12, 24, and 48 d-c, and 6.3, 12.6, 24, and 115 a-c.—J.S. (Self-organizing Systems, Inc., 6612 Denton Dr., Dallas 35, Tex.)

Circle 1 on Readers' Service card

Self-checking potentiometer (model 2808) is designed for measurement of electromotive force or potential difference with calibrated accuracy said to be ± 0.0015 percent of reading $\pm 0.1 \mu$ v. The instrument uses four dials to cover, in a single range, 0 to 2.0999999 volts in steps of 0.1μ v. All eight digits are presented for visual readout. The instrument is a series combination of two potentiometers. The upper potentiometer has a current drain of 20 ma from a 6-volt battery; the lower potentiometer requires a 22.5-volt battery and draws approximately 5 ma. Two reversal keys provide for reversal of the measured emf and the galvanometer without interchanging terminal connec-

tions. The instrument features complete electrostatic shielding, guarded battery circuits, and gold-plated copper terminals at all critical points for minimizing thermal emf's. Guaranteed limit of error is ± 0.003 percent of reading $\pm 0.1 \mu$ v, according to the manufacturer.—J.S. (Honeywell, Denver Div., 4800 E. Dry Creek Rd., Denver 10, Colo.)

Circle 2 on Readers' Service card

Camera synchronizer (model SCS-8) will synchronize the film advance of a Mitchell high-speed 35-mm camera, driven by a 110-volt a-c/d-c motor, to a reference pulse train. The synchronizer uses a hybrid digital-analog system. In operation, a camera pulse is produced by a magnetic pickup with each revolution of the shutter. A reference pulse signal is set to a frequency corresponding to the desired frame rate. Reference and camera pulse frequencies are fed to a control system which forces the motor to a speed that matches the two frequencies. The control system then switches automatically to a phase-control mode in which the motor excitation is controlled so that precise phase alignment between the camera and reference pulse signals is maintained. Film is accelerated and the camera synchronized in 4 sec or less and the synchronizer will perform at rates above 100 as well as below 50 frames per second. The synchronizer can be adapted to operate with other high-speed cameras with frame rates up to 1000 per second.—J.S. (Electronic Systems, Inc., 66 Saw Mill River Rd., Elmsford, N.Y.)

Circle 3 on Readers' Service card

Electron diffraction demonstration apparatus is designed for the performance of electron diffraction experiments in introductory physics laboratories. The apparatus uses an electron diffraction tube about 50 cm long with an electron gun at one end and a 16-cm-diameter fluorescent screen at the other end. A 2-by-2-cm etched mesh target is sup-

ported about halfway between the gun and screen. The electron beam, accelerated with potentials up to 10 kv, can be directed to probe any area of the target. Enough of the glass envelope of the tube is transparent to permit visual examination of all parts of the internal structure of the tube. Focusing and deflection are electrostatic. The diffraction patterns produced on the fluorescent screen are said to be clearly observable, sharply defined, and easily measurable with sufficient accuracy using a millimeter scale. Intensity can be made high enough for class demonstration and the phosphor is suited for pickup on closed-circuit television. Two different target materials are provided in the tube, face-centered-cubic aluminum and pyrolytic graphite. The actual operating time required to perform an experiment is sufficiently short so that many hundreds of students should be able to use a tube during its normal lifetime, according to the manufacturer, although sufficient experience has not yet been accumulated to allow accurate estimate of average life of the tube.—J.S. Welch Scientific Co., 1515 Sedgewick St., Chicago 10, Ill.)

Circle 4 on Readers' Service card

Semi-automatic paper chromatograph (model PLE 400) eliminates hand spotting of sample drops and increases reproducibility by controlling drop size, spot area and concentricity, and rate of evaporation. The chromatograph eliminates time-consuming hand spotting previously required of the technician in preparation of filter papers; it also permits processing of up to four samples simultaneously. Any quantity of fluid or solution from 0.1 to 1 ml may be deposited and evaporated from the four matched syringes. After initial filling and mounting of syringes, operation is completely automatic and, at the end of the cycle, the unit shuts off and gives an audible signal. Reliability is obtained through the simplified automatic operation and elimination of human error. Size of drop is accurately controllable down to 2 μ l or less and automated operation assures complete concentricity. Vacuum control knob permits adjustment of negative pressure beneath filter papers to suit the volatility for particular fluids being analyzed. Normal operation is on 15 to 20 inches of water. With volatile fluids much higher vacuum may be used, resulting in faster evaporation and maximum control of the spot area. For small quantities of fluid a "rapid traverse" push-button switch

The material in this section is prepared by the following contributing writers:

Robert L. Bowman (R.L.B.), with the assistance of Denis J. Prager (D.J.P.), Laboratory of Technical Development, National Heart Institute, Bethesda 14, Md. (medical electronics and biomedical laboratory equipment).

Joshua Stern (J.S.), Basic Instrumentation Section, National Bureau of Standards, Washington 25, D.C. (physics, computing, electronics, and nuclear equipment).

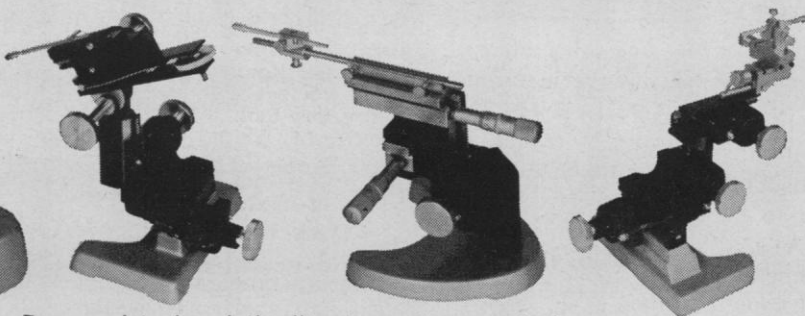
The information reported here is obtained from manufacturers and from other sources considered to be reliable. Neither *Science* nor the writers assume responsibility for the accuracy of the information. Readers' Service cards for use in mailing inquiries concerning the items listed are included on pages 449 and 511. Circle the department number of the items in which you are interested on this card.

MICRO MANIPULATORS

MANY NEW MODELS FOR RESEARCH AND DEVELOPMENT



Brinkmann micro manipulators offer the most complete and most versatile assortment of mechanical micro positioners—now available in more than a dozen standard versions. All feature three-dimensional movements in various sensitivities, and all are available with optional facilities which include tilting devices, rotating devices, special instrument holders and scales with verniers. Micrometer systems are calibrated in inches or millimeters.

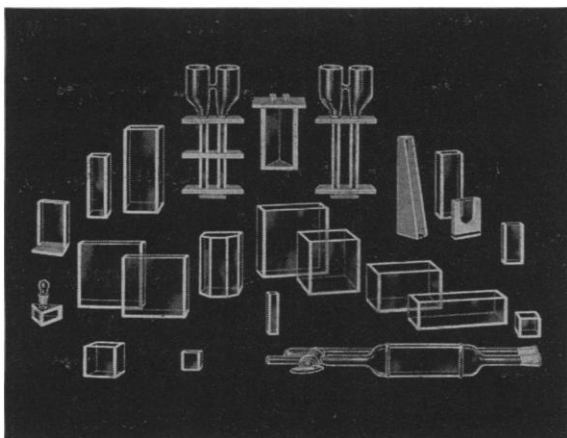


For complete descriptive literature, please contact:

BRINKMANN

(NEW ADDRESS)
BRINKMANN INSTRUMENTS INC.,
CANTIAGUE ROAD,
WESTBURY, L. I., NEW YORK
PHILADELPHIA • CLEVELAND • HOUSTON • MIAMI
MENLO PARK, CAL. • ST. LOUIS

GLASS ABSORPTION CELLS made by **KLETT**



SCIENTIFIC APPARATUS

Klett-Summerson Photoelectric Colorimeters—
Colorimeters — Nephelometers — Fluorimeters—
Bio-Colorimeters — Comparators — Glass Stand-
ards—Klett Reagents.

Klett Manufacturing Co., Inc.

179 East 87 Street, New York, New York

MOSSBAUER EFFECT MATERIALS

- MOSSBAUER SOURCES
Co⁵⁷(Fe⁵⁷), Sn^{119m}(Sn¹¹⁹), Others
- MOSSBAUER REFERENCE
STANDARDS
On Loan
- ABSORBERS
Natural or Enriched • Metals and
Salts
- COBALT-57: Solutions
3mc/μg
- TIN-119M:
SnMg₂, Oxide, Metal, or Solution

Write For Brochure

NEN

**LABELED
CHEMICALS**

HANCOCK 6-7311

NEW ENGLAND NUCLEAR CORP.
575 ALBANY STREET, BOSTON 18, MASSACHUSETTS

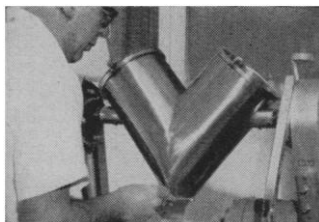
brings syringe depressor plate down quickly to appropriate starting position. Filter papers are positively clamped so that the "spot" being deposited cannot shift; they are sealed in a glass-enclosed atmosphere, fully protected from airborne contamination. Warm dry, evaporating air is drawn through filters from the case interior. No foreign material can reach the filter paper from ambient air. The chromatograph is of stainless-steel construction and designed so that fluids contact only glass and Teflon.—D.J.P. (Possis Machine Corp., 825 Rhode Island Ave., Minneapolis 26, Minn.)

Circle 5 on Readers' Service card

Controlled dry heat for test tubes, and serum- and blood-collecting tubes can be obtained with a low-cost serological dry bath. Temperature of the "Sero-Block" Bath is adjustable from ambient to 60°C and is controlled to 0.4°C. A screwdriver adjustment selects the temperature of the block which heats up rapidly. Three units are available to fit the three most common test tube sizes. Applications include RH antibody, prothrombin, blood cross-matching, serum lipase, and transaminase, and the same unit can be used for both incubation and inactivation procedures. Available also is an agitator which is designed to hold any of the Sero-Blocks to provide a gentle, uniform agitation for the test tube samples. The Sero-Shake is ideal for total protein determinations and tissue culture studies, as well as general shaking and mixing applications. Together, these two products can provide agitation or heating, or both, for biological samples in routine laboratory analyses.—D.J.P. (Precision Scientific Co., 3737 W. Cortland St., Chicago 47, Ill.)

Circle 6 on Readers' Service card

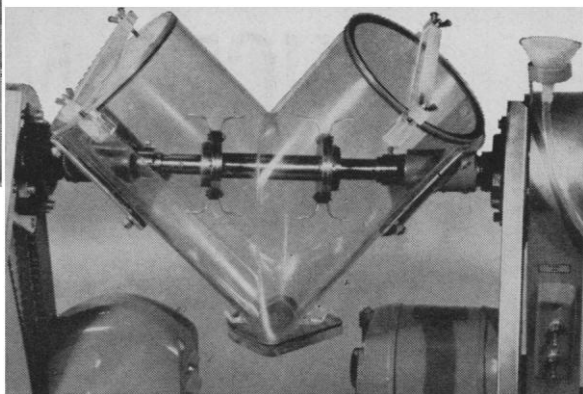
Staining system for cover-slip differentials provides a convenient, reproducible method for stamping cover glasses. Kit contains a 20- by 13½-inch tray, three containers with lids, and ten disposable holders. Tray has space for stain, buffer, and rinse containers, and cover-slip holder. In practice, blood films made in the laboratory or at bedside are placed in the cover-glass holder. This holder is then placed in the first container which holds the Wright stain. After 2 min, the holder is transferred to the 6.6- to 6.8-pH buffer solution in the second container. In 2 min the cover slips are ready to be rinsed in tap water contained in the third dish. The



THIS VERSATILE P-K LABORATORY BLENDER

PRE-BLENDS,

DISPERSES LIQUIDS, GRANULATES... IN JUST MINUTES



If you have *any* liquid-solids or solid-solid blending requirements, consider the P-K Liquid-Solids Blender. It's a fast, efficient and extremely versatile laboratory tool. With it, you'll find most blending operations can be accomplished in 1 to 5 minutes, achieving a uniformity not attainable with other types of mixing equipment.

3 Different Blending Actions

Gentle Precision Blending. Unique "Twin-Shell" tumbling action will not cause attrition of even the most delicate crystals.

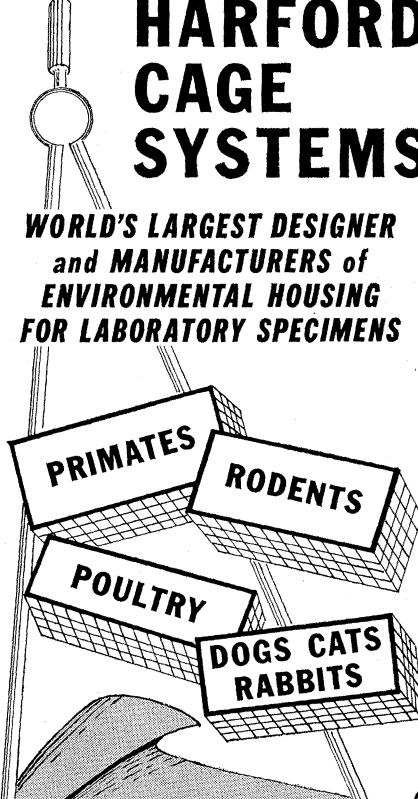
Intensive Mixing of Hard-to-Blend Dry Solids. Exclusive "rabbit ear" dispersion blades on rapidly revolving bar break up agglomerates.

Liquid Solids Blending. Disperses and

blends, uniformly, liquids of any viscosity with dry solids. (Blends from ½% liquids by weight to whatever percentage solids can absorb and still remain a solid.) Liquid is introduced into hollow shaft of revolving bar by gravity or pump. Then, flung outward from dispersion discs into the tumbling mass of dry materials.

P-K Liquid Solids Laboratory Blenders are available in 8- and 16-qt. capacities, in transparent lucite or stainless steel. For complete technical information and prices, write to P-K's Chemical and Process Equipment Division, 1011 Hanson St., East Stroudsburg, Penna.

Patterson  Kelley



HARFORD CAGE SYSTEMS

**WORLD'S LARGEST DESIGNER
and MANUFACTURERS of
ENVIRONMENTAL HOUSING
FOR LABORATORY SPECIMENS**

**HARFORD
METAL PRODUCTS INC.**
ABERDEEN, MARYLAND

AAAS Symposium Volumes

BIOPHYSICS OF PHYSIOLOGICAL AND PHARMACOLOGICAL ACTIONS

Editor: Abraham M. Shanes. 612 pages. 212 illustrations. Index. Cloth. December, 1961.
Price: \$13.50
\$11.75 prepaid, for AAAS members

SCIENCES

in Communist China

Editor: Sidney H. Gould. 884 pages. 23 illustrations. Author, subject and geographical index. Cloth. June, 1961.
Price: \$14.00
\$12.00 prepaid, for AAAS members

OCEANOGRAPHY

Editor: Mary Sears. 665 pages. 146 illustrations. Index. Cloth. Third printing, 1963.
Price: \$14.75
\$12.50 prepaid, for AAAS members


GERM PLASM RESOURCES

Editor: Ralph E. Hodgson. 394 pages. 59 illustrations. Index. Cloth. April, 1961.
Price: \$9.75
\$8.50 prepaid, for AAAS members

Order Today From

**American Association for the
Advancement of Science**
1515 Mass. Ave., NW, Washington 5, D.C.

THE BRONWILL CONSTANT TEMPERATURE CIRCULATOR...



STILL THE BEST VALUE FOR YOUR MONEY

Here is just the right laboratory temperature control unit. Lightest weight (only 5 lbs.), compact and portable . . . so that any container can be converted quickly and easily to an efficient constant temperature bath. Extremely accurate (to $\pm 0.01^\circ\text{C}$). Wide range ($0^\circ\text{--}100^\circ\text{C}$). Operates safely even in a very shallow immersion depth ($3\frac{1}{2}''$). Direct and simple setting of precise temperature (utilizes very sensitive Mercury contact controls—not bi-metal). Adjustable rate of flow from a few drops per minute to a remarkable 12L/minute . . . And priced sensibly . . . compare features with less expensive units which are much less rugged, less accurate, less dependable. Just drop us a note and we'll send complete details.

**BRONWILL
SCIENTIFIC**

A DIVISION OF WILL SCIENTIFIC, INC.
1322 N. Goodman St., Rochester 1, N.Y.

cover slips are then allowed to dry before being mounted on microscope slides. The Wright stain is good for 1 week if kept covered, but the buffer should be changed daily and the rinse after each use. Additional disposable holders are available in packages of 10. —D.J.P. (Rochester Scientific Co., Inc., 735 Park Ave., Rochester 7, N.Y.)

Circle 7 on Readers' Service card

Solar simulator (model X-25) uses a 2500-watt xenon arc lamp and reflective optics to produce a collimated light beam up to 12 inches in diameter with energy exceeding one solar constant, according to the manufacturer. The horizontal axis of the beam is electrically adjustable from 45 to 63 inches high. Uniformity of the beam is said to be ± 10 percent over 90 percent of the beam and collimation within ± 1.2 deg. Spectral range is 0.25 to $2.7\ \mu$. Accessories include spectral matching filters, intensity screens, alternative collimating lenses, and projection optics for concentrating the beam.—J.S. (Textron Electronics, Inc., 12484 Gladstone Ave., Sylmar, Calif.)

Circle 8 on Readers' Service card

Indium antimonide for application in infrared detection devices, infrared filters, Hall-effect, and magnetostrictive devices, is available as vertically pulled, oriented, single crystals. They are available in diameters up to 1 inch, in lengths to 4 inches, and weight to 100 g, and are sliced upon request. Zone refined ingots weighing up to 200 g are also available. Standard dopants are germanium, tellurium, and tin for N type, and zinc for P type. Crystal orientation is normally (1-1-1) with other orientations available on request.—J.S. (Texas Instruments, Inc., PO Box 5474, Dallas 22, Tex.)

Circle 9 on Readers' Service card

Wireless microphone (model IMP II) operates in the FM broadcast band under a Federal Communications Commission ruling effective 1 July, 1963. The microphone, small enough to be concealed in a package of cigarettes, is said to transmit up to 200 ft to any FM receiver without background noise. The transmitter is adjustable to operate in a blank space between 88 and 108 Mc/sec. Weight of the device is 7.5 oz, including its carrying case. Size without case is $2\frac{3}{4}$ by $1\frac{13}{16}$ by $2\frac{3}{16}$ inches.—J.S. (Kinematix, Inc., 1616 N. Damen Ave., Chicago 47, Ill.)

Circle 10 on Readers' Service card



HONEYWELL STROBONAR FOR PHOTOMICROGRAPHY

The new Honeywell Model 52A Strobolar Electronic Flash Unit is a versatile and economical light source for all types of photomicrography, black and white or color.

Concentric with the electronic flash tube is an incandescent light with which the unit is positioned for correct light reflection. Users report intensity of flash is excellent even at maximum magnification. Absence of heat protects specimens from physical change and warping.

A universal bracket fits the unit for many assignments in both laboratory and field. The 52A can be flashed by any camera synchronized for electronic flash. Specify: Model 52A Strobolar Electronic Flash; 110V-AC, 90 Watts; 16 ft. cord; 3 lbs.; $8'' \times 4\frac{1}{2}'' \times 5''$.

For illustrated folder on the 52A Strobolar Electronic Flash, please write: David Moore, Mail Station 209, Honeywell, Denver Division, Denver 10, Colorado.

Honeywell
PHOTOGRAPHIC PRODUCTS

Personnel Placement

CLASSIFIED: Positions Wanted. 25¢ per word, minimum charge \$4. Use of Box Number counts as 10 additional words. Payment in advance is required.

COPY for ads must reach SCIENCE 2 weeks before issue date (Friday of every week).

DISPLAY: Positions Open. Rates listed below—no charge for Box Number. Rates net. No agency commission allowed for ads under 4 inches. No cash discount. Minimum ad: 1 inch. Ads over 1 inch will be billed to the nearest quarter inch. Frequency rate will apply only to repeat of same ad. No copy changes. Payment in advance is required except where satisfactory credit has been established. Send copy for display advertising to SCIENCE, Room 1740, 11 West 42 St., New York 36.

Single insertion \$65.00 per inch
4 times in 1 year 60.00 per inch

For PROOFS on display ads, copy must reach SCIENCE 4 weeks before date of issue (Friday of every week).

Replies to blind ads should be addressed as follows:

Box (give number)
SCIENCE
1515 Massachusetts Ave., NW
Washington, D.C. 20005

POSITIONS WANTED

Electron Microscopist. Ph.D. in anatomy. Publications. Desires challenging and developmental academic position in basic research and teaching. Box 222, SCIENCE. 10/25

Ph.D. Medical Bacteriology, Virology; 5 years teaching, research experience. International publications. Has research grant recommended. Desires teaching position with research opportunity at School of Medicine, Public Health, or similar institution. Box 237, SCIENCE. X

Science Writer, 10 years with news services and public relations. Box 230, SCIENCE. 10/25

Writer, 30 yrs exp researcher, medical, psychiatric, physiological, legal, general. Can re-write, ghost. G. Marin, 402 85th St., Brooklyn 9, N.Y.

POSITIONS OPEN

ASSISTANT CLINICAL CHEMIST: M.S. in Biochemistry or related field. Experience preferred. Large teaching hospital. Opportunities for research. Salary open. Excellent benefits-paid retirement plan. Write or telephone 833-4000, Personnel Director, Harper Hospital, Detroit 1, Michigan.

BIOMETRICIAN

Challenging opportunity in R&D Division for biometrician with several years relevant industrial or clinical investigative experience. Prefer candidate with M.S. or equivalent in statistics or mathematics plus familiarity with biological and/or clinical research methodology.

In confidence send complete résumé including salary expectations to Professional Personnel Manager.

SCHERING CORP.

60 Orange St. Bloomfield, N.J.

An equal opportunity employer

Could you have helped us...

1. When we developed the Planar process?
2. When we made micro-circuitry a commercial success?
3. When we brought epitaxial microcircuitry from the drawing board to distributors' shelves (all on company-funded r&d)?

You still can.

1. We're still interested in solid state engineers or scientists who are looking for a challenge in research or production.

Contact
John Anderson,
Professional Placement
Director

AN EQUAL OPPORTUNITY EMPLOYER

FAIRCHILD
SEMICONDUCTOR

Fairchild Semiconductor, A Division of Fairchild Camera and Instrument Corporation
545 WHISMAN ROAD MOUNTAIN VIEW, CALIFORNIA 415-962-5011

F/COR-M-763

MELPAR, INC.

Now Has Additional Key Positions Available for Applicants with Post Doctoral Experience to Work in the Areas of:

- BIOCHEMISTRY
- VIROLOGY
- IMMUNOCHEMISTRY
- PHARMACOLOGY
- BIOPHYSICS

Some positions available for recent graduates

ALSO A NEED EXISTS FOR CHEMISTS

with training and experience in biochemistry, microbiology, immunochemistry, or biophysics. To conduct research in space biology, bioelectricity mechanism of enzyme action, biological detection and bioinstrumentation. Requirements include a B.S. Degree.

For further details write in confidence to:

JOHN A. HAVERFIELD
Manager, Professional Placement

MELPAR INC.

A Subsidiary of Westinghouse Air Brake Co.

3425 Arlington Boulevard, Falls Church, Virginia
(a suburb of Washington, D.C.)

an equal opportunity employer

POSITIONS OPEN

Bacteriologist, M.Sc. or Ph.D. required for three years to work on "Hospital Disinfectants". He will be expected to plan in detail and carry out the assessment of test procedures and improvements thereof, and studies on environmental contamination after broad lines of policy are established with the head of the department. Adequate desk and bench space, and a full time technician provided; also some secretarial assistance. The bacteriologist will be paid by the Winnipeg General Hospital and receive their staff benefits. Starting salary range from \$6000 to \$7000 with two annual increments. This is a teaching hospital adjacent to a Medical College with excellent library and Department of Medical Bacteriology and Immunology. Address inquiries to The Personnel Department, Winnipeg General Hospital, 700 William Avenue, Winnipeg 3, Manitoba, Canada. X

ELECTRON MICROSCOPIST, Ph.D., M.S. or equivalent, to supervise Electron Microscope Laboratory and Participate in investigating Project, in Hospital connected Research Institute located in New York Area, Opportunity Available to Start Own Research Project. Salary Open. **Box No. 178, SCIENCE.**

Health Education (Nutrition)—Serves as Director, Health Education and as Coordinator, Division of Health Education. He is responsible for developing and directing activities in health education, particularly as they relate to nutrition education. Serves as liaison between National Dairy Council and national leaders and groups in the field of health education. Provides leadership in coordinating the programs of the five departments within the Health Education Division. Interprets developments in health education to the professional staff of the organization and to the dairy industry. Prefer an experienced Ph.D. in Health Education, with some training in nutrition. A Masters degree in the field is a minimum educational requirement. Salary range in line with similar positions in professional fields. Starting level depends on the training and experience of applicant. Liberal fringe and retirement benefits. Write: Mr. Milton Hult, President, National Dairy Council, 111 North Canal Street, Chicago, Illinois 60606. X

(a) **Ph.D. Pharmacologist**; clinical investigation; Eastern chemical company. (b) **Ph.D. Microbiologist**, fermentation research, product development, Eastern corporation. (c) **Ph.D. assistant to Director of Biological Research**; well known pharmaceutical house. (d) **Ph.D. Biochemist**, lipid metabolism, cardiovascular diseases research; central medical school; to \$12,000. (e) **Industrial Bacteriologist**, B.S. plus 3 years experience screening antimicrobial agents, excellent opportunity; top firm; central. (f) **Hematology Technologist**; radioactive aerosol research; southwest; to \$5100. *Faculty appointments*; (g) **Ph.D. Microbiologist**; research, teaching, clinical supervision; eastern medical school; \$10,000 plus. (h) **Ph.D. Cell Physiologist**, eastern college. Many other opportunities available for both Junior and Senior scientists. Please write to Science Division, **The Medical Bureau, Inc., Burnelle Larson, Chairman**, 900 North Michigan Avenue, Chicago 11, Illinois. X

Microbiologist

VIROLOGIST

Continued expansion of our Vaccine Program provides an excellent growth opportunity for a qualified professional with experience in the field of biologicals. Ph.D. degree in Microbiology (Virology) or equivalent in training and experience required. Will be associated with the development and production of vaccines.

Please send resume including education, experience and present salary in professional confidence to:

Mr. W. E. Gambill

Chas. Pfizer & Co., Inc.

Terre Haute, Indiana

An Equal Opportunity Employer



Science for the world's well-being®

Since 1849

Virologist; Ph.D. or D.V.M. for research in development of vaccines for animal diseases. Salary commensurate with training and experience. New facilities. Liberal benefits including company-paid retirement plan. Send resume including salary requirements to Personnel Manager, Norden Laboratories, Inc., Lincoln, Nebraska. Subsidiary of Smith Kline & French Laboratories.

POSITIONS OPEN

PROTEIN CHEMIST (Ph.D.) To collaborate in physicochemical research on proteins in relation to chronic diseases.

Starting Salary—\$10,000

Send complete resume to:—A. Saifer, Ph.D. Chief, Dept. of Biochemistry, Isaac Albert Research Institute, 86 E. 49 St., Bklyn 3, N.Y.

University of Queensland, Senior Lecturer in Dental Bacteriology.

The University invites applications for the position of Senior Lecturer in Dental Bacteriology in the Department of Microbiology. The applicant must have a recognized degree in Dentistry and also a degree in Microbiology or equivalent microbiological experience. The Senior Lecturer will be responsible primarily for the preclinical and clinical courses in Microbiology presented to IIIrd and Vth year dental students, respectively, and for the encouragement of research in dental microbiology.

The salary range for Senior Lecturer is £A2520-4x100, 1x80-£A3000.

The University provides F.S.S.U. type Superannuation, Housing Assistance, Study Leave and Travel Grants. Additional information and application forms will be supplied upon request to the Registrar, University of Queensland, Brisbane, Australia, with whom applications close on 8th November.

FELLOWSHIPS

Fellowships. Predoctoral and Postdoctoral Fellowships in Medical Physics. Opportunities are available to do graduate work in the basic medical sciences including, radiation biology, radiation physics, bioastronautics, and the clinical use of radioisotopes. Fellowship support is offered for study programs leading to the M.S. and Ph.D. degrees in medical physics and also for postdoctoral research. Stipends vary with training and dependents. Write to Chairman, Department of Radiology, Center for the Health Sciences, University of California, Los Angeles 24, California.

National Research Council of Canada—Postdoctorate Fellowships 1964-65.

Approximately 150 fellowships will be awarded for 1964-65 by the National Research Council. Of these, 40 will be tenable in National Research Council laboratories, 15 in laboratories of the Department of Agriculture, 4 in laboratories of the Department of Forestry, 15 in laboratories of the Department of Mines and Technical Surveys, 4 in the laboratories of the Department of National Health and Welfare, 2 in the Fisheries Research Board of Canada laboratories, 2 in the Department of Transport—Meteorological Service of Canada laboratories, 8 in the laboratories of Atomic Energy of Canada Limited and 60 in laboratories of Canadian Universities.

Applicants should be not more than 35 years of age and should possess a Ph.D. degree from a recognized University, or expect to obtain such a degree before taking up an award. (Candidates having equivalent research experience may be considered.) There are no restrictions regarding nationality of applicants, but successful candidates must meet all Canadian immigration requirements.

The annual stipend, which is free of income tax, is \$4,000 for single Fellows and \$5,000 for male Fellows who are married.

The fields in which Fellowships are available in the laboratories of the National Research Council, the Department of Agriculture, the Department of Forestry and the Department of Mines and Technical Surveys, are described in greater detail in booklets that may be obtained on request, together with application forms. Applicants who are interested in Fellowships in the universities may write directly to these institutions, or to the National Research Council for information. The fields of interest should be stated in the initial inquiry in order that appropriate information may be supplied. The closing date of the competition is 15 January, 1964.

Inquiries should be addressed to: Awards Officer, National Research Council, Ottawa 2, Canada.

The Market Place

DISPLAY: Insertions must be at least 1 inch in depth. Weekly invoices will be sent on a charge account basis—provided that satisfactory credit is established.

Single insertion	\$65 per inch
4 times in 1 year	60 per inch
13 times in 1 year	50 per inch
26 times in 1 year	50 per inch

PROOFS: If copy is to be set, and proofs submitted for approval, complete copy and cuts must be received 4 weeks in advance of issue date.

BOOKS AND MAGAZINES

Your sets and files of scientific journals

are needed by our library and institutional customers. Please send us lists and description of periodical files you are willing to sell at high market prices. Write Dept., A3S, CANNER'S, Inc. Boston 20, Massachusetts

SUPPLIES AND EQUIPMENT

FOR SALE—Scopicon (Multiple-port viewing microscope and microprojector). Ideal for teaching institution. In excellent condition. Original cost \$3,500. Reasonable offer accepted. **Purchasing Dept., Albert Einstein Medical Center, Philadelphia, Penna.**

DIAGNOSTIC REAGENTS
COLORADO SERUM CO. LABORATORIES
VETERINARY BIOLOGICALS
VETERINARY INSTRUMENTS

FREE catalogs
of your choice
No salesman will call

COLORADO SERUM CO. LABORATORIES
4950 YORK STREET • DENVER 16, COLORADO • Main 3-5373

• HYPOPHYSECTOMIZED RATS

Shipped to all points via Air Express

For further information write

HORMONE ASSAY LABORATORIES, Inc.

8169 South Spaulding Ave., Chicago 29, Ill.

1919 - 1963
LaMotte Chemical
Chestertown, Maryland, U.S.A.
Specialists in
Colorimetric Techniques
Reagents-Standards-Comparators
Send for Illustrated
Controls Handbook Dept. H

GAMMA IRRADIATORS


Standard units from 100 to 10⁶ R/hr

Write for Irradiator Catalog

U.S. NUCLEAR


P.O. Box 208, Burbank, Calif. (213) VI-9-6176

Wanted—Used gas chromatograph—complete with recorder and programer. Box 239, Science.



Remember those in need across the world. Every \$1 sends one gift package thru the CARE Food Crusade, New York 16, N.Y.

Brush
lightbeam
recorder
eliminates
RFI with
silent light!




The unique incandescent optical system of this new direct-print oscillograph completely eliminates confused data caused by generation of RF interference into associated equipment. It is the only lightbeam recorder that meets RFI specs . . . MIL-I-26600 and MIL-I-6181D. Whether your application is industrial or aero-space, check out these important facts.

Start and Re-start Recording time . . . 50 milliseconds
Writing Speed . . . Greater than 30,000 in./sec.
Companion Amplifiers . . . Especially Designed
Complete Line of Accessories
8 Pushbutton Record Speeds
Internal Chart Take-up
High Contrast Traces
16 Channels

Now you can record over the whole range of most-used frequencies with Brush systems incorporating all the known refinements in oscillography. Write for full details.

brush INSTRUMENTS
 DIVISION OF CLEVITE 37TH AND PERKINS, CLEVELAND 14, OHIO



NEW CRYOSTAT MICROTOME

The AO CRYO-CUT Adds New Comfort and Convenience to Frozen Sectioning

The new AO Spencer CRYO-CUT Microtome offers many exclusive performance and convenience features to make frozen sectioning easier, more routine and more precise than ever before possible. Fresh tissue to finished slide takes only a few minutes and the time-proved mechanism of the AO Rotary Microtome assures uniform, undistorted sections for more definitive pathologic diagnosis.

You can sit down comfortably at the new CRYO-CUT. There's plenty of leg and foot room. The feed and cutting controls are *both* external and within easy reach. Convenient external temperature settings let you select operating temperatures within range of -10° to -30°C . A completely automatic

control unit maintains the selected temperature to within $\pm 1^{\circ}\text{C}$.

A unique anti-roll device provides flat, uncurled sections for quicker, easier sectioning and mounting. A clear plastic breath shield prevents specimen warming or frosting of specimen and knife to assure more efficient sectioning.

Easily accessible valve allows rapid defrost. A convenient drain is in front of unit and accommodates a disposable plastic bag for catching water and waste materials.

There are many more outstanding performance and safety features. Write for complete information or ask your AO Sales Representative for a demonstration.

American Optical
COMPANY

INSTRUMENT DIVISION, BUFFALO 15, NEW YORK

Dept. V4

Gentlemen:

____ Please send information on AO Spencer CRYO-CUT.

____ I would like a demonstration.

Name _____

Address _____

City _____ Zone _____ State _____

IN CANADA write—P.O. Box 130, Postal Station R, Toronto 17, Ontario