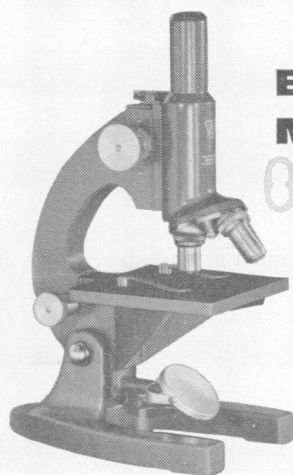
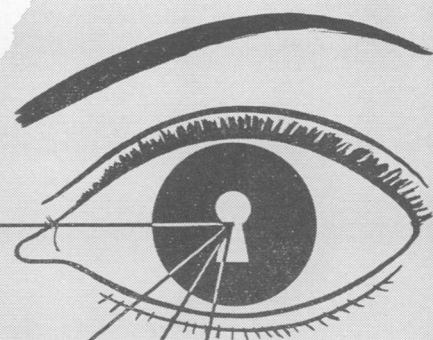


# Which of these MIND OPENERS

**solves your teaching problem?**



## **BAUSCH & LOMB "FL" MICROSCOPE**



Reveals finest detail in bright, clear, easy-to-see images. Color-corrected 10X and 43X objectives; flat fields minimize distortion. Saves time *now* with pre-focusing gage. Saves time *later* because it's standard size, standard operation . . . nothing to unlearn. More teaching advantages than any other student microscope, at any price.



## **BAUSCH & LOMB MODEL LRM BALOPTICON PROJECTOR**




Opens students' minds to quick comprehension . . . with vivid screen-size images of slides *and* opaque objects. Photographs, specimens, even chemical reactions! (Optional film strip and single frame attachment.) "Individualizes" instruction, even in largest classes.

## **BAUSCH & LOMB TRIPLE-PURPOSE MICRO-PROJECTOR**



Unlocks the micro-world for observation by your entire class at once! Projects detailed full-screen images of (1) permanently mounted specimens and (2) live specimens in liquid. Also (3) projects on sketch pad for drawing or tracing. Indispensable for crowded science classes.



# **BAUSCH & LOMB**



Get helpful data on B&L visual teaching instruments  
Write for demonstration and Catalog E-152.  
Bausch & Lomb Optical Co., 64279 St. Paul St.,  
Rochester 2, N. Y.