

SCIENCE

NEW SERIES
VOL. 95, No. 2461

FRIDAY, FEBRUARY 27, 1942


SINGLE COPIES, .15
SUBSCRIPTION, \$6.00

Fisher Gyrosolver

- * *MOTOR DRIVEN*
- * *AGITATES AS MANY AS TWELVE FLASKS SIMULTANEOUSLY*
- * *Holds 125 ml. to 1,000 ml. Flasks*

The tedious, time-consuming manual agitation of flasks and other containers is eliminated by the motor-driven Fisher Gyrosolver (*Trade Name Registered*). This modern laboratory appliance enables the user to shake from one to twelve containers simultaneously.

The Gyrosolver, developed and manufactured by Fisher, embodies stability, efficiency and trouble-free operation. It reduces the time required to dissolve chemicals, to effect the mixing of liquids, and to bring about reactions that require shaking.



The motor-driven Fisher Gyrosolver saves the laboratorian's time for more important tasks.

The Gyrosolver operates without attention and permits the laboratorian to devote his valuable time to more important work.



The Gyrosolver agitates as many as twelve flasks simultaneously: it holds containers up to 1,000 ml. capacity.

The Fisher Gyrosolver has a heavy cast base enclosing the sturdy motor that activates the rubber-plated platform. The special design and ball-bearing mounting of the gyrating head insure long life and smooth operation. The holding attachment is adjustable on the vertical rod at the center of the platform so that containers of various sizes can be accommodated. Eight spring-like arms with projections that fit into one-hole stoppers, hold four 1,000 ml. flasks or as many as twelve 125-ml. flasks.

Fisher Gyrosolver, furnished with convenient "on-off" switch, cord and plug, for use with 110 volts, 60 cycle, A.C. **\$75.00**

Manufactured and Distributed by

FISHER SCIENTIFIC CO.

711-723 Forbes Street, Pittsburgh, Penna.



EIMER AND AMEND

633-635 Greenwich St., New York, N. Y.

Headquarters for Laboratory Supplies

Science: published weekly by The Science Press, Lancaster, Pa.

Entered as second-class matter July 18, 1923, at the Post Office at Lancaster, Pa., under the Act of March 3, 1879.

**A STUDY OF OXYMONAS MINOR
ZELIFF FROM THE TERMITE
KALOTERMES MINOR HAGEN**

By

JOY BARNES CROSS

University of California Publications in Zoölogy
Volume 43, No. 15, pp. 379-404, plates 64-66

Paper, 25 cents

**A STUDY OF THE PERISPORI-
ACEAE, CAPNODIACEAE, AND
SOME OTHER SOOTY MOLDS
FROM CALIFORNIA**

By

**VERA MENTZER MILLER
and LEE BONAR**

University of California Publications in Botany
Volume 19, No. 12, pp. 405-428, plates 67-70

Paper, 25 cents

**UNIVERSITY OF CALIFORNIA
PRESS**

Berkeley and Los Angeles

Address all communications to the
Berkeley office

**THE JOHNS HOPKINS UNIVERSITY
SCHOOL OF ENGINEERING**

Offers a Special Curriculum in

**ANALYSIS AND TESTING
OF METALS**

For men and women who have completed at least two years of college training including chemistry and physics. This full time intensive day course will start about the middle of March 1942 and last for 8 weeks. It is given under the auspices of the

E.S.M.D.T. PROGRAM

Tuition is provided by the United States Government. The course will consist of 33 hours a week lectures, laboratory practice and recitations in

**SPECTROGRAPHIC ANALYSIS OF
MATERIALS**

**MATERIALS AND MECHANICAL TESTING
X RAY INDUSTRIAL RADIOGRAPHY
MATHEMATICS**

Men and women now employed in industries who need this training as well as persons not at present employed are eligible. Enrollment is limited to 24, so that small laboratory sections will make it possible to give individual attention to students.

*Application blanks and information
may be obtained from*

**DEAN W. B. KOUWENHOVEN,
Room 209, Maryland Hall**

Homewood, Baltimore, Md. University 0100

Two Successful Texts

By **HERBERT V. NEAL, Ph.D. (Tufts)**
and **HERBERT W. RAND, Ph.D. (Harvard)**

Comparative Anatomy

Teachers say . . . "This is a book sophomores can read and understand" . . . "it summarizes the material better than any text I know of" . . . "gives all facts clearly and accurately" . . . "correlates the several branches of zoology in a very appropriate manner" . . . "the choice of material is excellent" . . . "I like the style, the organization and abundance of excellent illustrations" . . . "it is a genuine teaching aid"

540 Illus., 739 Pages, \$4.75

Chordate Anatomy


Teachers say . . . "It is excellent for a briefer course" . . . "its teaching value is enhanced by the unusually concise, clear style and the superb illustrations" . . . "well written and nicely balanced, the book is very usable" . . . "the comparative charts with extensive labelling are truly instructive"

378 Illus., 467 Pages, \$3.50

THE BLAKISTON COMPANY, Philadelphia

VITAMIN-FREE CASEIN SMACO

IN VITAMIN EXPERIMENTATION the type of dietary protein employed may well be the most important factor. When Vitamin-Free Casein SMACO is the protein in the deficiency diet, uniform and consistent depletion of test animals occurs well within the required time interval specified by the U.S.P. or other standard test methods. Recent work suggests the suitability of Vitamin-Free Casein SMACO for vitamin K¹ and biotin² assay and experimental procedures in chicks.



Vitamin-Free Casein SMACO is prepared in our laboratories by a special extraction process which insures a completely vitamin-free product. Each package bears a control number that identifies the protocols showing rigid biological assay, control of uniformity and freedom from complicating vitamin factors.

Vitamin-Free Casein SMACO has found widespread acceptance in university, pharmaceutical and industrial laboratories. We therefore invite you to try this reliable source of protein in your next biological investigation.

Write for the booklet "Special Products for Nutritional Research" for additional information on Vitamin-Free Casein SMACO, prepared diets for U.S.P. assays, crystalline vitamins and other biochemicals of nutritional interest.

1. ANSBACHER, S.: *Proc. Soc. Exp. Biol. & Med.*, 46:421:1941.
2. ANSBACHER, S., and LANDY, M.: Biotin and Scaly Dermatitis of the Chick. *Proc. Soc. Exp. Biol. & Med.*, 48:3:1941.

RESEARCH LABORATORIES
S. M. A. Corporation
CHAGRIN FALLS, OHIO







Illustration above shows stack of Adams Slide Trays, each holding 50—3 x 1" slides. Note easy identification and accessibility of slides. The tongue and groove arrangement permits stacking of trays—removal of each tray as required.



MICROTECHNIC SYSTEM complete. Tray cabinet attractively finished in light oak stain, holding 25 Slide Trays (1250—3 x 1" slides) on separate tracks for easy removal. Mounted on 25" high Rolling Stand, making trays accessible in a sitting position. Rubber wheel ball bearing casters are supplied, facilitating movement of unit wherever desired. It is exceptionally convenient for slide handling, making, storage, etc. Its compactness is a factor where space conservation is a problem.

Adams SLIDE TRAYS

(MICROTECHNIC SYSTEM)

Simplify Handling and Safe Storage of Microscope Slides

Adams Slide Trays greatly facilitate orderly arrangement and classification of microscope slides. The cabinet and movable Rolling Stand simplify the handling and safe storage of the slides. The finely made trays will resist the action of usual laboratory solvents. They will not warp, even when placed in the oven during conditioning of slides.

You may purchase this standard Microtechnic System complete or in separate units—as may be required.

Units are available as follows:

A-1610 Slide Trays each holding 50—3 x 1", 35—3 x 1½" or 25—3 x 2".

1 doz. \$15.00 doz., 3 doz. \$14.25 doz., 6 doz. \$13.50 doz.

A-1612 Complete—Cabinet, Rolling Stand and 25 Trays, as illustrated. Each \$80.00

A-1616 Tray Cabinet, will hold 25 Trays Each \$37.50

Your order will receive our careful attention.

Descriptive circular No. 229S

sent on request.

CLAY-ADAMS CO. INC.

44 EAST 23rd STREET, NEW YORK, N. Y.



THE SCIENTIFIC MONTHLY

J. McKEEN CATTELL, F. R. MOULTON and WARE CATTELL, Editors

CONTENTS OF THE MARCH NUMBER

FORCES AND ATOMS. DR. KARL K. DARROW.

THE HUMAN SIDE OF SNOW. DR. J. E. CHURCH.

THE DISCOVERY OF PINACATE VOLCANO. RONALD L. IVES.

STRUCTURE OF CELLULOSE AS REVEALED BY OPTICAL AND X-RAY METHODS. DR. W. JAMES LYONS.

ADJUSTABILITY OF THE LIFE PROCESS TO INJURIOUS AGENTS. DR. WM. DEB. MACNIDER.

THE YOUNG NATURALISTS' SOCIETY. PROFESSOR C. JUDSON HERRICK.

SCIENCE AND THE PROBLEM OF HUMAN VALUES. PROFESSOR JOHN M. FLETCHER.

AMERICAN ACADEMY OF ARTS AND SCIENCES. DR. RALPH S. BATES.

AN ANTHROPOLOGIST IN RUSSIA. I. DR. A. HRDLICKA.

BOOKS ON SCIENCE FOR LAYMEN:

Mathematics for the Philosopher; The Physical Sciences and their Applications; A Psychiatric Analysis of King George III; Allergy—Its Nature and Treatment; A Study of the Psychopathic Personality.

THE PROGRESS OF SCIENCE:

The Heritage of Galileo; Resolutions on the Death of William Albert Noyes; The Twentieth Anniversary of Science Service; Ancient Concretions Found in New Jersey; Expansion and Diversification of Science.

PUBLISHED FOR THE AMERICAN ASSOCIATION FOR THE
ADVANCEMENT OF SCIENCE

BY THE SCIENCE PRESS
LANCASTER, PA.—GARRISON, N. Y.

Yearly Subscription \$5.00

::

::

::

Single Copies 50 cents

NOW AVAILABLE FOR IMMEDIATE DELIVERY!

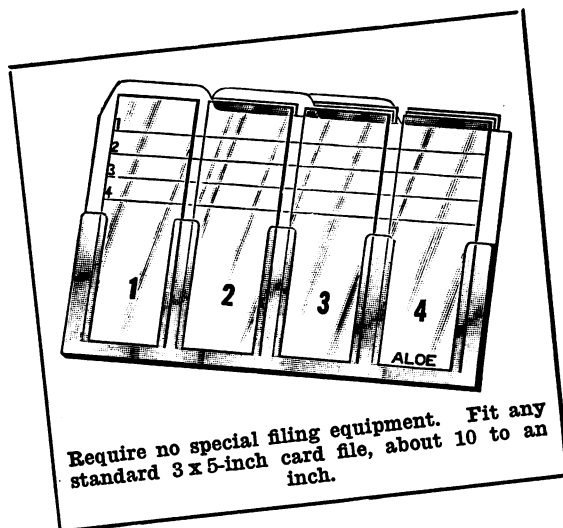
Aloe-Sinclair

SLIDE FILING CARDS

Originally suggested by Dr. John G. Sinclair of the University of Texas School of Medicine, these space saving cards have been in use there for the past several years. The card embodies a solid molded plastic slide spacer or holder with front ledge for protecting the slides, holding four 3 x 1-inch microscope slides, securely cemented to a 3 x 5-inch Bristol board index card. Index tabs are provided at the top. Each slide space is printed with a number which corresponds to one of four numbered lines printed across the upper portion of the card, for recording data. The cards may be filed or stacked about ten to the inch, or forty slides per inch.

JL19-102—Aloe-Sinclair Slide Filing Cards, patent No. 2262058, per dozen (Files 48 slides) \$0.90

(10% discount in gross lots—15% discount in 3-gross lots)



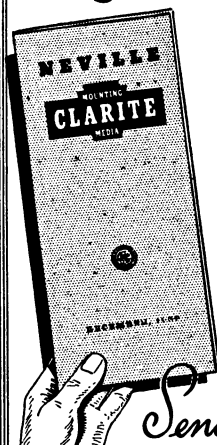
Require no special filing equipment. Fit any standard 3 x 5-inch card file, about 10 to an inch.

A. S. ALOE COMPANY

1831 OLIVE STREET

ST. LOUIS, MISSOURI

MOUNTING
CLARITE*
MEDIA
For Covering Histological Sections on Slides



Clarite and Clarite "X" Resins are available in lumps or ready-to-use solutions.

Inert, high-melting, water-white; many advantages over Canada balsam and gum damar. Clarites have proper refractive indices and adhesion to glass, and will neither become acid nor discolor with age. Clarites are pure, uniform, perfectly transparent. Will not cause stains to fade with age because they are absolutely neutral and remain so.

for booklet "Neville Clarite Mounting Media"


*REG. U. S. PAT. OFF

THE NEVILLE COMPANY

PITTSBURGH • PA.

ANALYTICAL REAGENTS

Coleman & Bell



Analytical Reagents are manufactured to meet definite standards of purity, including the specifications of the Committee on Analytical Reagents of the American Chemical Society. Our list includes all of the common items and many rare and unusual compounds suitable for special analytical procedures.

Catalog upon request

THE COLEMAN & BELL CO.



MANUFACTURING CHEMISTS
NORWOOD, OHIO, U. S. A.



Dr. Braddock's Microscope Was Commissioned Today

DR. BRADDOCK wants a new microscope—a Bausch & Lomb Microscope . . . and he's going to get it. It won't be today, though, for today America commissioned a new cruiser.

On this ship there are many optical instruments with a myriad of optical parts, made by the same hands that, in other times, might be grinding the lenses for Dr. Braddock's microscope. There are range finders fore and aft, and a score of smaller ones in strategic places about the ship. The glasses with which the officers scan the horizon are Bausch & Lomb products. Yes, and there's a B&L Microscope, a duplicate of the one Dr. Braddock wants, in the laboratory of the ship's hospital.

Dr. Braddock still wants his microscope, but because he knows these things he is willing to wait. Thousands of "Dr. Braddocks" are making earlier victory possible.

Throughout the Bausch & Lomb plant, optical engineers and optical craftsmen are working long and tirelessly to further America's war effort. The lessons they are learning in the white heat of the national emergency will be available later to further the peacetime interests of science and industry.

BAUSCH & LOMB
OPTICAL CO. • ROCHESTER, NEW YORK
ESTABLISHED 1853

AN AMERICAN SCIENTIFIC INSTITUTION PRODUCING OPTICAL GLASS AND INSTRUMENTS
FOR NATIONAL DEFENSE, EDUCATION, RESEARCH, INDUSTRY AND EYESIGHT CORRECTION

SCIENCE

VOL. 95

FRIDAY, FEBRUARY 27, 1942

No. 2461

<i>Physiology and High Altitude Flying: With Particular Reference to Air Embolism and the Effects of Acceleration: DR. J. F. FULTON</i>	207	<i>Special Articles:</i>	
<i>The Problem of the Expanding Universe: DR. EDWIN HUBBLE</i>	212	<i>A Factor in Domestic Rabbit Papilloma Tissue Hydrolyzing the Papilloma Virus Protein: PROFESSOR J. W. BEARD and OTHERS. The Respiration of Elodea: R. R. RONKIN and PROFESSOR S. C. BROOKS. On the Size and Shape of the Tobacco Mosaic Virus Protein Particle: PROFESSOR VERNON L. FRAMPTON</i>	230
<i>Obituary:</i> <i>Soma Weiss: DR. REGINALD FITZ. Deaths and Memorials</i>	215	<i>Scientific Apparatus and Laboratory Methods:</i> <i>Chromatographic Separation of Mixtures of Amino Acids: JACQUES WACHTEL and DR. HAROLD G. CASSIDY. Cereal Cellulose, a Roughage Material Suitable for Experimental Animal Diets: E. R. HARDING</i>	233
<i>Scientific Events:</i> <i>Expeditions of Field Museum of Natural History; Dedication of the Horace H. Rackham Educational Memorial; Advanced Instruction and Research in Mechanics at Brown University; The Research Council on Problems of Alcohol; Grants-in-Aid of the American Medical Association; The First Western Meeting of Biometricians</i>	216	<i>Science News</i>	8
<i>Scientific Notes and News</i>	219		
<i>Discussion:</i> <i>A Year in an American University: DR. A. FRUMKIN. Neon Lights: DR. HAROLD F. BLUM. Galena in Concretions of Pottsville Age: PROFESSOR KARL VER STEEG. A Pure Nitrogen Natural Gas Well: HAROLD J. COOK. Advertisements in Science: DR. OTIS W. CALDWELL; EDITOR</i>	222		
<i>Scientific Books:</i> <i>Research and Statistical Methodology: DR. C. EISENHART. Clinical Pellagra: DR. W. H. SEBRELL</i>	225		
<i>Quotations:</i> <i>Report of the President of Harvard University</i>	228		

SCIENCE: A Weekly Journal devoted to the Advancement of Science, edited by J. McKEEN CATTELL and published every Friday by

THE SCIENCE PRESS

Lancaster, Pa.

Garrison, N. Y.

Annual Subscription, \$6.00

Single Copies, 15 Cts.

SCIENCE is the official organ of the American Association for the Advancement of Science. Information regarding membership in the Association may be secured from the office of the permanent secretary in the Smithsonian Institution Building, Washington, D. C.

PHYSIOLOGY AND HIGH ALTITUDE FLYING: WITH PARTICULAR REFERENCE TO AIR EMBOLISM AND THE EFFECTS OF ACCELERATION¹

By Dr. J. F. FULTON

LABORATORY OF PHYSIOLOGY, YALE UNIVERSITY SCHOOL OF MEDICINE

I. INTRODUCTION

"Ye who listen with credulity to the whispers of fancy, and pursue with eagerness the phantoms of hope; who expect that age will perform the promises of youth, and that the deficiencies of the present day will be supplied by the morrow; attend to the history of Rasselas, prince by Abissinia.

"Rasselas was the fourth son of the mighty em-

¹ Sigma Xi Lecture delivered before the Yale Chapter in Sage Hall, Yale University, Wednesday, October 15, 1941, and The Duke University Medical Defense Symposium, October 16, 1941.

perour, in whose dominions the Father of waters begins his course; whose bounty pours down the streams of plenty, and scatters over half the world the harvests of Egypt.

"According to the custom which has descended from age to age among the monarchs of the torrid zone, Rasselas was confined in a private palace, with the other sons and daughters of Abissinian royalty, till the order of succession should call him to the throne."

And the account goes on to say that the palace of Rasselas was in a spacious Abyssinian valley into which came artists and men of science to advance the

NEW WILEY BOOKS

INTRODUCTION TO VERTEBRATE EMBRYOLOGY

By WALDO SHUMWAY, *Professor of Zoology, University of Illinois.*

In this thoroughly revised and up-to-date book the viewpoint and approach have remained the same as in preceding successful editions. It affords a modern physiological account of problems of embryology, as well as the classical morphological treatment. This book is the only one which compares directly the different stages of embryological development. Furthermore, it includes modern material not found in any similar book.

Fourth Edition

372 pages

6 by 9

\$4.00

UNCONSCIOUSNESS

By JAMES GRIER MILLER, *Member of the Society of Fellows, Harvard University.*

Sixteen senses of "unconscious" which have been commonly employed in psychological literature are differentiated. Case histories are presented exemplifying these various forms of unconsciousness. The principal significances of the term are then analyzed in detail: The experimental data which indicate the character of each of these various states of unconsciousness are considered and evaluated; the evidence on their neurophysiology is investigated; and the clinical differentiations of the states are interpreted.

329 pages

6 by 9

\$3.00

TO DISCOVER MATHEMATICS

By GAYLORD M. MERRIMAN, *Associate Professor of Mathematics, University of Cincinnati.*

To relieve mathematics of the mystery surrounding it; to expose its utility, philosophy, and beauty; to accomplish these ends with elementary but significant material; to present that material in interesting and stimulating style—these are the purposes of this book. The material is carefully arranged to give unity to the whole subject.

435 pages

6 by 9

\$3.00

TEXTBOOK OF ELEMENTARY QUALITATIVE ANALYSIS

By CARL J. ENGELDER, *Professor of Analytical Chemistry, University of Pittsburgh.*

Part I includes a consideration of the more important and generally accepted modern concepts; Part II covers the reactions of the cations, including procedures for the separation and identification of ions of the several groups or subgroups; Part III offers a new procedure for analytical grouping of the anions, following the method originally proposed by Dobbins and Ljung; Part IV deals with systematic analysis, including complete instructions for the detection of ions in simple and complex mixtures. (The accompanying laboratory record book, revised to accompany this new edition, is priced at \$1.00.)

Third Edition

344 pages

6 by 9

\$2.50

SOILS AND FERTILIZERS

By FIRMAN E. BEAR, *Professor of Agricultural Chemistry, Rutgers University.*

Five main problems receive major consideration in this thoroughly revised edition of the author's "Soil Management." They are: the requirements of crops; the characteristics of soils; the utilization of soil resources; the conservation of soil resources; and means of supplementing soil resources. In developing the discussion the most modern concepts and terminology are introduced.

Third Edition

374 pages

6 by 9

\$3.50

JOHN WILEY & SONS, INC. 440-4th AVE., NEW YORK