


A New Reading Device for L & N Galvanometers



THIS lamp and scale reading device has no telescope. It may be attached to any L & N reflecting type galvanometer. It throws a bright spot of light, split by an index line, on the scale. This spot is visible at any angle from which the scale can be viewed. The room need not be darkened. No table space is required.

The device is designed for null rather than deflection measurements. The effective sensitivity of the galvanometer is one-half that which is obtained when a 1-meter reading device is used.

No. 2111 LAMP AND SCALE READING DEVICE Complete..... \$45.00
For No. 2239 Wall Type Galvanometers.

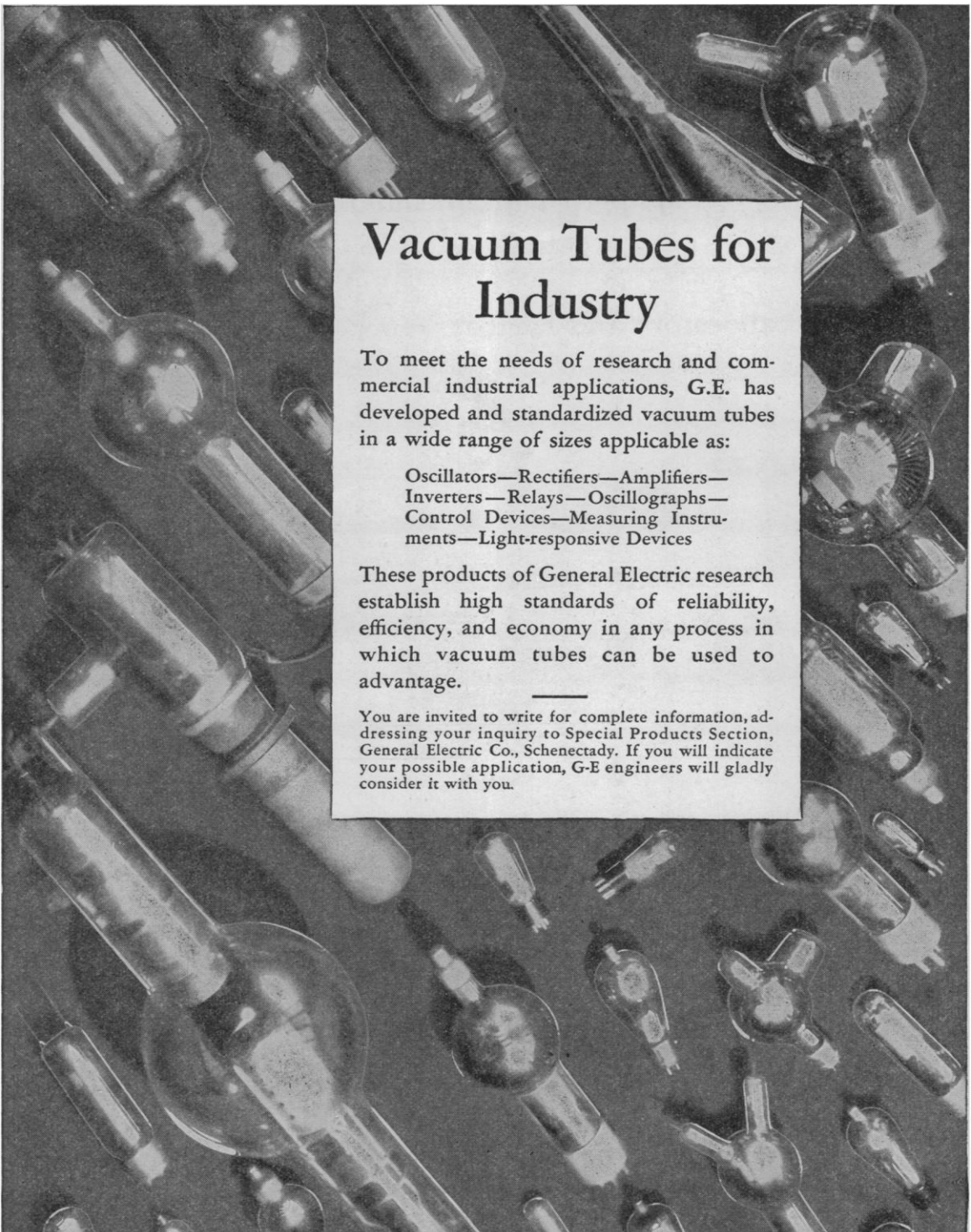
No. 2112 LAMP AND SCALE READING DEVICE Complete..... \$50.00
For Nos. 2500, 2285 and 2290 Shelf Type Galvanometers.



LEEDS & NORTHRUP COMPANY
4901 STENTON AVENUE PHILADELPHIA, PA.

LEEDS & NORTHRUP

ELECTRICAL MEASURING INSTRUMENTS HUMPH AND HOMO HEAT TREATING FURNACES
POTENTIOMETER PYROMETERS AUTOMATIC COMBUSTION CONTROL



Vacuum Tubes for Industry

To meet the needs of research and commercial industrial applications, G.E. has developed and standardized vacuum tubes in a wide range of sizes applicable as:

Oscillators—Rectifiers—Amplifiers—
Inverters—Relays—Oscillographs—
Control Devices—Measuring Instruments—
Light-responsive Devices

These products of General Electric research establish high standards of reliability, efficiency, and economy in any process in which vacuum tubes can be used to advantage.

You are invited to write for complete information, addressing your inquiry to Special Products Section, General Electric Co., Schenectady. If you will indicate your possible application, G-E engineers will gladly consider it with you.

840-19B

GENERAL ELECTRIC

SALES AND ENGINEERING SERVICE IN PRINCIPAL CITIES

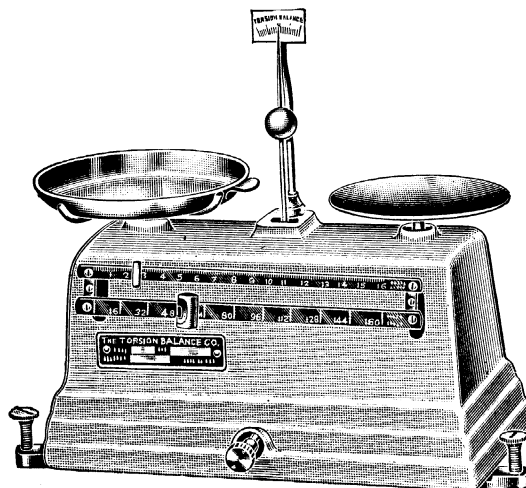
LABORATORY BALANCES

Equipped with air dampener

25% to 50% time saved in weighing

For Laboratory and Factory Work

Chemicals
Cement
Explosives
Ceramics
Metallurgical
Paint



Textiles
Paper
Rubber
Sugar
Pharmaceutical
Food Products, etc.

No. 11551

Scale Capacity 200 grams

Pan, removable, 5 in. diam. or if specified with two removable pans either
3 in. or 4 in. diam.

Case, white glazed easily kept clean.

Responds to 1/50 gram; indicator moves 5/16 in. for 1/10 gram weight.

Graduated beams upper 0 to 2 grams by 1/50 gram.

lower 0 to 10 grams by 1/10 gram.

No. 11551 (Code Word AIRGUM) \$63.00

No. 11552 with upper beam only
(Code Word AIRHAB) \$58.00

THE TORSION BALANCE CO.

Sales Offices

92 Reade Street, New York City

228 N. La Salle Street, Chicago

49 California Street, San Francisco


Factory: 147-153 Eighth Street, Jersey City, N. J.

L227 Rapid Setting Wave-length Spectrometer

THIS instrument is designed to meet the demand for a Spectrometer for making rapid surveys of emission or absorption spectra or for use in conjunction with an exit slit as a monochromator for visible light. Special attention has been paid to design an instrument which is quick and convenient to manipulate, rigidly constructed, easy to keep in adjustment, and which can be sold at a moderate price. Our many years of experience in the design and manufacture of similar instruments has enabled us to offer in this Spectrometer an instrument which fully meets all the requirements stated above, and which is being received with gratifying appreciation.

The principle of the *wavelength scale in dial form*, which is so successfully used in our larger precision wavelength spectrometers, is adopted in this instrument. The wavelength dial is 130mm in diameter and the scale reads from 390 to 800 Mu Mu. The instrument has an aperture of 25mm and focal length of 160mm.


Bulletin No. 126, listing the above instrument and other new developments, sent on request



THE GAERTNER SCIENTIFIC CORP.

1201 Wrightwood Ave.

Chicago, U. S. A.



All-Metal Quartz Spectrograph

HILGER OPTICAL INSTRUMENTS

THE precision optical instruments made by Adam Hilger Ltd. include: Spectroscopic and Spectrographic apparatus, Photometric and Colorimetric apparatus, Polarimetric and Refractometric apparatus, Interferometric apparatus. Strain-viewers, Audiometers, Comparators, Extensometers, Echelons, Diffraction Gratings, Etalons, Parallel Plates, etc.

We have full particulars regarding all Hilger instruments including latest catalogs, technical literature and prices. Because of our intimate knowledge of the importation of scientific instruments and our

long-standing relations with Adam Hilger Ltd., we can be of definite help to you when in need of Hilger apparatus.

"At Philadelphia headquarters we maintain a working exhibit of our leading specialties and welcome visitors during office hours."

JAMES G. BIDDLE CO.

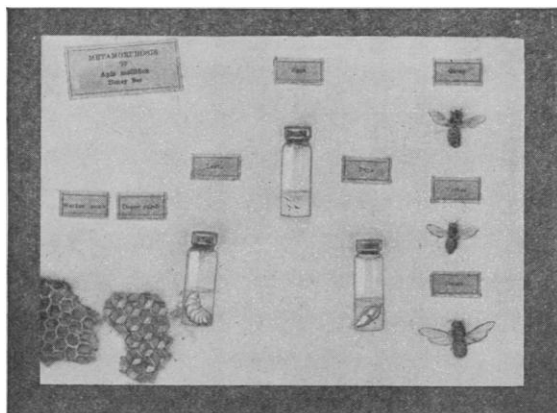
ELECTRICAL AND SCIENTIFIC INSTRUMENTS

1211-13 ARCH STREET. PHILADELPHIA, PA.


"Frahm" Frequency Meters	Siemens & Halske Precision Instruments and Oscillographs
Direct-Reading Ohmmeters	"Megger" Testing Sets
"Pointolite" Lamps	Wolff Potentiometers
Mercury Condensation High-Vacuum Pumps and Oil-Sealed Rotary Vacuum Pumps	
Laboratory and Workshop Rheostats	Speed-Measuring Instruments
	Standards of Resistance

Metamorphosis—the most striking phenomenon of insect life.

LIFE HISTORIES OF INSECTS « « « « ACTUAL SPECIMENS IN RIKER MOUNTS



No. B4535



No. B4543

ORTHOPTERA

- B4501. ROCKY MT. LOCUST (*Melanoplus spretus*), each \$3.50
B4509. LUBBER GRASSHOPPER (*Dictyophorus reticulatus*) 4.00
B4595. WALKING STICK (*Diapheromera femorata*) 4.25

ODONATA

- B4517. DRAGON FLY (*Libellula puchella*) 3.00
B4521. SQUASH BUG (*Anasa tristis*) 3.00
B4523. SEVENTEEN YEAR LOCUST (*Cicada septendecim*) 3.25

COLEOPTERA

- B4527. COTTON BOLL WEEVIL (*Anthonomus grandis*) 3.50
B4529. APPLE BORER (*Saperda candida*) 3.50
B4531. LADY-BUG (*Coccinella novempunctata*) 3.50

HYMENOPTERA

- B4535. HONEY BEE (*Apis mellifica*) 4.25
B4539. BUMBLE BEE (*Bombus ternarius*) 3.50

LEPIDOPTERA

- B4543. CABBAGE BUTTERFLY (*Pieris rapae*) 3.00
B4547. MONARCH BUTTERFLY (*Anosia plexippus*) 3.50
B4551. CODLING MOTH (*Carpocapsa pomonella*) 3.50
B4555. ARMY WORM (*Lucania unipunctata*) 3.00
B4559. EUROPEAN CORN BORER (*Pyrausta nubilalis*) 3.50
B4563. GYPSY MOTH (*Porthetria dispar*) 3.50
B4567. TOMATO SPHINX (*Phlegethonius celeus*) 3.50
B4571. PEACH BORER (*Sannina exitiosa*) 3.50
B4575. CORN EAR WORM (*Heliothis armigera*) 3.50
B4583. SILK-WORM (*Bombyx mori*) 3.50
B4591. LEAF BUTTERFLY (*Kallima inachus*) 4.80
B4597. OWL BUTTERFLY (*Caligo oilus*) 3.50
B4599. MORPHO BUTTERFLY (*Morpho cypris*) 4.00

* * * *


The above mounted specimens and other biological preparations are completely described in our catalog HS. Ask for it.

CENTRAL SCIENTIFIC COMPANY
LABORATORY TRADE MARK SUPPLIES
Apparatus **CNO** Chemicals
NEW YORK - BOSTON - CHICAGO - TORONTO - LOS ANGELES

ZEISS

PULFRICH PHOTOMETER

FOR CLINICAL COLORIMETRY AND NEPHELOMETRY



7978

A recommended Pulfrich Photometer Outfit for Clinical Colorimetry, the components of which are sold separately under their respective catalogue numbers, is as follows:

			Code Word
7971.	Pulfrich Photometer, Zeiss Model II, for horizontal use only. In case ...	246.00	Maadh
7972.	Photometer Lamp, Zeiss, with daylight filters and transformer for either 110 or 220 volts, a.c.	76.00	Maafd
7975-C.	Horizontal Cell Holders, of metal, with covers, but without glass cells (1 pair)	19.00	Mabiu
7975-D.	Horizontal Absorption Cells, of glass. For a stratum depth of 30 mm (1 pair)	12.00	Mabju
7974.	Nitra Lamp Bulb, 8-volt, 50 c. p. (spare bulb for replacement)	1.50	Maapi
7978.	Complete Outfit, as above described, for use on either 110 or 220 volts, a.c.	354.50	Macmn
	Code Word		
7978-A.	Ditto, but with the addition of No. 7973 Nephelometer Attachment (without transformer) and No. 7976 Zangemeister and Krieger Accessories, making the outfit suitable for general use in both Clinical Colorimetry and Nephelometry. With one transformer for use on either 110 or 220 volts, a.c.	526.50	Macnk
	Code Word		

Selections from the Bibliography

- L. Heilmeyer: "Klinische Farbmessungen," *Zeitschrift für die gesamte experimentierende Medizin, Berlin*, 58, 532, 1927; 59, 283, 1928; 59, 573, 1928; 60, 626, 1928; 60, 648, 1928; ferner Abderhalden, *Handbuch der biologischen Arbeitsmethoden, Abt. II, Teil 2/II*, 1929.
- Heilmeyer and Krebs: "Spektrophotometrische Untersuchungen des Ehrlich-Pröscherschen Bilirubin-Azofarbstoffes und ihre praktische Anwendung, besonders zur quantitativen Bestimmung des Bilirubins im Blutserum," *Biochemische Zeitschrift, Berlin*, Vol. 223, Edn. 4—6, 1930.
- Heilmeyer and Krebs: "Bestimmung der Harnsäure im Blutserum mit dem Zeiss'schen Stufenphotometer unter besonderer Berücksichtigung der optischen Grundlagen," *Biochemische Zeitschrift, Berlin*, Vol. 323, P. 365, 1930.
- W. Zangemeister and E. Krieger: "Serologische Untersuchung mit dem neuen Zeiss'schen Stufenphotometer," *Münchener medizinische Wochenschrift*, 1928, Edn. 37, P. 1575.

ARTHUR H. THOMAS COMPANY

RETAIL—WHOLESALE—EXPORT

LABORATORY APPARATUS AND REAGENTS

WEST WASHINGTON SQUARE

Cable Address, BALANCE, Philadelphia

PHILADELPHIA, U. S. A.

SCIENCE

VOL. 74

FRIDAY, JULY 24, 1931

No. 1908

<i>The Metals in Electrochemistry:</i> PROFESSOR LOUIS KAHLENBERG	79	<i>Societies and Meetings:</i>	
<i>Some Remarks on Mathematical Statistics:</i> PROFESSOR H. L. RIETZ	82	<i>The Texas Academy of Science:</i> H. B. PARKS.	
<i>Obituary:</i>		<i>The New Hampshire Academy of Science:</i> PROFESSOR GEO. W. WHITE	97
<i>Dr. Stephen Moulton Babcock:</i> PROFESSOR H. L. RUSSELL. PRESIDENT GLENN FRANK. <i>Recent Deaths</i>	86	<i>Scientific Apparatus and Laboratory Methods:</i>	
<i>Scientific Events:</i>		<i>A Simple Grinder for Soft Tissues:</i> DR. CARL TENBROECK. <i>A Simple Apparatus for Washing Protozoa:</i> DR. JOHN P. TURNER	98
<i>The Royal Botanic Society; Expenditures of the U. S. Public Health Service; Research Foundation of the University of Wisconsin; The Lamme Medal; Summer Work of the Botanists of Harvard University</i>	88	<i>Special Articles:</i>	
<i>Scientific Notes and News</i>	91	<i>X-Radiation and Regeneration in Amblystoma:</i> PROFESSOR ELMER G. BUTLER. <i>Effects on the Gonads of Cortico-adrenal Extract:</i> DR. E. L. COREY and DR. S. W. BRITTON. <i>Antiurease:</i> DR. JAMES B. SUMNER and J. STANLEY KIRK	100
<i>Discussion:</i>		<i>Science News</i>	10
<i>The Basic Sciences at the Chicago Centennial Exposition, 1933:</i> COLONEL JOHN S. SEWELL, <i>The Work of Chinese Botanists on the Flora of China:</i> DR. E. D. MERRILL. <i>Exponents and Footnotes:</i> DR. F. B. SUMNER. <i>Color:</i> PROFESSOR W. A. NOYES	94		
<i>Special Correspondence:</i>			
<i>Grants-in-aid of the National Research Council:</i> DR. VERNON KELLOGG	96		

SCIENCE: A Weekly Journal devoted to the Advancement of Science, edited by J. McKEEN CATTELL and published every Friday by

THE SCIENCE PRESS

New York City: Grand Central Terminal

Lancaster, Pa.

Garrison, N. Y.

Annual Subscription, \$6.00

Single Copies, 15 Cts.

SCIENCE is the official organ of the American Association for the Advancement of Science. Information regarding membership in the Association may be secured from the office of the permanent secretary, in the Smithsonian Institution Building, Washington, D. C.

THE METALS IN ELECTROCHEMISTRY¹

By Professor LOUIS KAHLENBERG

UNIVERSITY OF WISCONSIN

ABOUT two thirds of the chemical elements recognized at present are metals. Of these seven, namely, copper, gold, iron, lead, mercury, silver and tin, have been known since prehistoric times. Antimony and bismuth were discovered by Basil Valentine in 1450; zinc by Paracelsus in 1520; and arsenic by Schroeder in 1694. In the latter half of the eighteenth century ten metals were discovered, namely, chromium 1797, cobalt 1773, manganese 1774, molybdenum 1782, nickel 1751, platinum 1741, tellurium 1782, titanium 1789, tungsten 1781 and uranium 1789. During the nineteenth century about forty-two new metals were discovered. Of these forty-two metals, about twenty-six were reported before 1850, and the remaining sixteen were recognized during the latter half of the century—fourteen of them being isolated before 1890.

¹ Presidential address at the meeting of the Electrochemical Society, Birmingham, Alabama, April 24, 1931.

Radium and lutecium were discovered in the twentieth century.

Thus most of our metals were discovered in the nineteenth century, particularly during the first half of that period, and during the three decades from 1860 to 1890. The reason for this lies mainly in the fact that electrolysis came into use with the electrolytic decomposition of water effected by Nicholson and Carlisle in 1800, and the introduction of practical spectroscopy by Bunsen and Kirchhoff in 1860. Electrolysis and spectroscopy, then, have greatly increased the number of metals (and also other elements) that we now know. Indeed, the finding of another new metal was so common during the nineteenth century that such discoveries almost became monotonous. To be sure new elements have also been found by purely chemical means; that is to say, without electrolysis or spectroscopy. Moreover, the

McGraw-Hill

has just published
a new volume in the
International Chemical Series

CHEMISTRY FOR STUDENTS OF AGRICULTURE AND HOME ECONOMICS

By Robin C. Burrell

*Assistant Professor of Agricultural Chemistry
Ohio State University*

459 pages, 5½ x 8, 77 illustrations, \$3.50

This is a textbook for students who do not intend to become specialists in the field of chemistry, but who need a well rounded course in this subject in order to pursue intelligently many other courses in a College of Agriculture or a School of Home Economics. This book is designed also to furnish the practical chemical foundation upon which these students must build in later life in order to appreciate and use effectively the ever increasing number of applications of chemistry to everyday life in the home and in scientific agriculture.

The book is thoroughly scientific, and aims to develop scientific habits of thinking.

The five main divisions of the book are:

1. Fundamental Principles of General Chemistry.
2. Analytical and Synthetic Chemistry.
3. Organic Chemistry.
4. Biological Chemistry.
5. Chemistry and the World's Work.

Send for a copy on approval

McGRAW-HILL BOOK COMPANY, Inc.

370 Seventh Avenue

New York

The Journal of General Physiology

EDITED BY

W. J. CROZIER

JOHN H. NORTHPROP

W. J. V. OSTERHOUT

Contents of Volume 14, No. 6, July 20, 1931

HITCHCOCK, DAVID I. The isoelectric point of a standard gelatin preparation.

CASTLE, E. S. The phototropic sensitivity of *Phycomyces* as related to wave-length.

NORTHPROP, JOHN H. Crystalline pepsin. III. Preparation of active crystalline pepsin from inactive denatured pepsin.

ANSON, M. L., and MIRSKY, A. E. Protein coagulation and its reversal. Serum albumin.

MUDD, STUART, and MUDD, EMILY B. H. The deformability and the wetting properties of leucocytes and erythrocytes.

BOONE, ELEANOR, and BAAS-BECKING, L. G. M. Salt effects on eggs and nauplii of *Artemia salina* L.

BAAS-BECKING, L. G. M. Salt effects on swimmers of *Dunaliella viridis* Teod.

INDEX TO VOLUME 14.

SUBSCRIPTION PRICE PER YEAR (ONE VOLUME), \$5.00

PUBLISHED BIMONTHLY BY

The Rockefeller Institute for Medical Research

YORK AVENUE AND 66TH STREET

NEW YORK, N. Y.

"POSTLIP"

(No. 633 MILL)

ENGLISH FILTER PAPERS

Manufactured in
ANNUALLY INCREASING QUANTITIES
for upwards of 50 years.

White and
Grey Plain,
Antique,
Crinkled,
and
Embossed



All sizes in
Squares,
Circles, and
Folded
Filters
Rolls made
to order.

Pure Filterings for Laboratory
Work and in quantities for all
industrial purposes

See Report of TESTS made by The
National Physical Laboratory, a copy
of which will be sent on application,
together with free samples if required.

EVANS, ADLARD & CO., Ltd.

POSTLIP MILLS,

WINCHCOMBE, CHELTENHAM, ENGLAND.

THE WISTAR INSTITUTE BIBLIOGRAPHIC SERVICE

A condensed summary of each paper appearing in the journals listed below is issued prior to publication of the article in full. This distribution of abstracts enables a biologist to familiarize himself with *contemporary research* in a minimum of time, and to select the articles which he wishes to purchase in reprint form. To receive these abstracts he may subscribe to the Advance Abstract Sheets or to the Bibliographic Service Cards.

The Advance Abstract Sheets are issued twice a month, each sheet containing ten or more abstracts, together with the price per reprint. Subscription rate is \$3.00 per year.

The cards also are issued twice a month. In addition to the abstracts, the cards provide subject headings and complete bibliographic reference. The cards are convenient for filing and library records. Price, \$5.00 per year.

At regular intervals the abstracts are assembled and published in book form with complete authors' and analytical subject indices. Price, \$5.00 per volume.

Journal of Morphology and Physiology
The Journal of Comparative Neurology
The American Journal of Anatomy
The Anatomical Record
The Journal of Experimental Zoology
American Anatomical Memoirs
American Journal of Physical Anthropology
Folia Anatomica Japonica (Tokyo, Japan)
Physiological Zoology (Chicago, Illinois)
Stain Technology (Geneva, New York)
Ecological Monographs (Durham, North Carolina)

The Wistar Institute of Anatomy and Biology

Thirty-sixth Street and Woodland Avenue
Philadelphia, Pa., U. S. A.

THE MICROSCOPE

By SIMON H. GAGE, of Cornell University

Revised, Dark-field Edition (1927) now Available.

The Old and the New in Microscopy, with a special chapter on Dark-field Methods and their Application.

Postpaid, \$3.50

COMSTOCK PUBLISHING CO., ITHACA, N. Y.

SCIENTIFIC PERIODICALS

Chemical, Medical and allied subjects. Complete files, volumes and copies, bought and sold. Kindly send us a list of your wants and items of which you may wish to dispose.

B. LOGIN & SON, INC.

29 East 21st Street

New York, N. Y.

NEW LISTS FINE SHELLS



A Generic List of recent Mollusca covering 34 sheets has just been issued and will be mailed to those interested. Nothing quite like it in existence. Also 5 sheets covering books on Conchology. Will quote prices on any Mollusca desired from any part of the World. Largest scientific stock in existence.

WALTER F. WEBB

202 Westminster Road

Rochester, N. Y.



WE SPECIALIZE IN REPAIRING Microscopes, Colorimeters, Scientific and Laboratory Instruments. Agents of Bausch & Lomb products. New and rebuilt microscopes for sale. We also buy used microscopes and parts.

Oswald Griner Co., 1108 Oak St., Kansas City, Mo.



Field Equipment for Engineers, Explorers, Hunters, Travelers

Scientific Instruments; Packing Equipment; Skis; Firearms; Clothing; Fiala Pat. Sleeping Bags; Optical Instruments; Astronomic Telescopes; Range Finders; Binoculars. Paulin Altimeters. Write for catalog "A"

FIALA OUTFITS

47 Warren St., New York



VISITRON PHOTOELECTRIC CELLS

for SCIENTIFIC RESEARCH

These cells are noted for their high sensitivity and long life.

SEND FOR BULLETIN 119

G-M LABORATORIES INC

1731a Belmont Ave.

Chicago, U. S. A.



Hq-Speed MIXERS

Clamp to any tank, operate from light circuit, mix all liquids, maintain even temperature baths. Thousands used in sizes for 1 to 50,000 gallon tanks.

Write for Catalogue

ALSO ENGINEERING CO.


39 West 60th St., New York



Use Hoke devices for the control of compressed gases

Ask for folder S-2

Hoke Inc. 22 Albany Street New York City



Carbon Dioxid Snow-Making Outfit

for only \$15.00!

THIS inexpensive outfit is very efficient in converting CO₂ gas to

CO₂ snow for laboratory use as a refrigerant.

Price complete as shown, including cylinder containing 100 gal. CO₂ gas, \$15.00.

If purchased separately: Three-legged stand, \$3.50; yoke, chamois bag and hinged clamp, \$4.50; cylinder containing 100 gal. CO₂, \$8.00.

The Ohio Chemical & Mfg. Co.

1177 Marquette St., N. E., Cleveland, Ohio

"Save Time in Research"

The Ohio Chemical & Mfg. Co.,
1177 Marquette St., Cleveland, Ohio.

☐ Please send me 1 CO₂-Snow Outfit, at a cost of \$15.00.

☐ Please send me catalog of Unit Parts and price list of rare gases.

Name Street

City State S-71

BIOLOGICAL and NATURAL HISTORY MATERIAL



Zoological Groups
Embryological Slides
Botanical Life Histories
Drosophila Cultures

Catalogs on request: Address

MARINE BIOLOGICAL LABORATORY

Supply Department

Woods Hole, Mass., U. S. A.

Some of Dr. H. E. Wetherill's SPECIALTIES:

Audubon, Pennsylvania.

TYPEN, Fountain-Pen-Typewriter, wt. 1 oz.	\$15
ADDING Machine, pocket form; Bk. new methods ..	5
TROMBONE FLUTE, with case. Pitch measures: ..	
Very fine new musical instrument	35
COLOR MEASURING Bk. & Chroma Torkrit Top ..	15
Finest mathematical differences.	
Test Cards: Humidity, HCl, Blood, M.D., etc.25
TEST TUBE HOLDERS, the best, with stand. 3 for ..	1
TORKRIT, double micrometered, most rapid centrifuge, pocket form. Blood cell Vols.	15
CIZR, more useful than pocket knife	8
CROG, a field glass set for naturalists X5	25
I-shade, folding, for pocket, 1 for ea. eye5
NOTE Bk. Filing System, fine for compiling	1
Bk., color illustrated, many new things	1
PARALLEL rule, new. Fine for desk draftings ...	6
SALESMEN, districted: 25% Com. after 1st order.	

Check list for special Circulars, Mail to R. D. 1,
Phoenixville, Pa., U. S. A.