


The New Students' Potentiometer With Two Ranges



THE lower range, 0 to 16 millivolts, is suitable for instruction in the measurement of temperature with a thermocouple. The higher range, 0 to 1.6 volts, is for general purposes.

The instrument is ruggedly built, with easily-traced circuits. Its accuracy interests students. In design, it follows the Standard Type K Potentiometer, so that work with this instrument is excellent training for later use of the Type K.

The Physics Department uses Students' Potentiometers for most potential measurements made by undergraduates.

The Electrical Engineering Department uses Students' Potentiometers for calibrating instruments.

The Chemistry Department uses Students' Potentiometers for pH and electrolytic conductivity measurements.

The Mechanical and Metallurgical Engineering Department uses the lower of the two ranges of Students' Potentiometers for teaching the principles of potentiometer pyrometry.

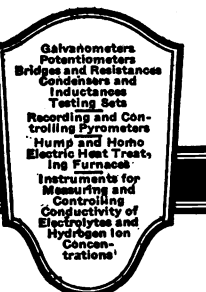
Specifications: Two ranges, 0 to 1.6 volts and 0 to 16 millivolts. 15 coils 10 ohms each and slide-wire having a resistance of 10 ohms; slide-wire has 100 divisions. Guaranteed accuracy of coil adjustment, 0.04 per cent; of slide-wire calibration, 0.5 division. Separate connections to the slide-wire, and end-coils which may be cut out of circuit. Potentiometer current required, 0.01 ampere. Grained bakelite top-plate. Polished mahogany case with cover.

Send for Bulletin S-765

LEEDS & NORTHRUP, COMPANY
4901 STENTON AVENUE, PHILADELPHIA



LEEDS & NORTHRUP



Carnegie Institution of Washington

During the past year, the Institution has issued fifteen monographic publications (comprising thirty-two separate papers), most of which have been listed from time to time in the columns of "*Science*" and "*Nature*."

Since the foundation of the Institution in 1902, there have appeared 558 separate publications with a total pagination of 167,586. A majority of these books are well illustrated, a number of the illustrations being in colors.

Copies of publications are sent gratuitously to carefully selected lists of general and special libraries throughout the world, while other copies are held for sale at approximately cost price.

Correspondents desiring price-lists may have them by furnishing addresses. Descriptive lists will be sent to those interested in special classes of publications. The following lists of subjects indicate the nature of the books:

ARCHEOLOGY
ASTRONOMY
BOTANY
CHEMISTRY
ECOLOGICAL
ECONOMICS
EMBRYOLOGY

ENGINEERING
FOLK-LORE
GENETICS
GEOLOGY
HISTORY
LITERATURE
MATHEMATICS

NUTRITION
PALEOGRAPHY
PALEONTOLOGY
PHILOLOGY
PHYSICS
STEREOCHEMISTRY
ZOOLOGY

Special bibliographies of papers appearing separately from the Geophysical Laboratory and from the Mount Wilson Observatory Office may be had on application.

Address all communications to:

CARNEGIE INSTITUTION OF WASHINGTON

Washington, D. C., U. S. A.

BROOKLYN BOTANIC GARDEN MEMOIRS

Volume I: 33 contributions by various authors on genetics, pathology, mycology, physiology, ecology, plant geography, and systematic botany. Price, \$3.50 plus postage.

Volume II: The vegetation of Long Island. Part I. The vegetation of Montauk, etc. By Norman Taylor. Pub. 1923. 108 pp. Price, \$1.00.

Vol. III: The vegetation of Mt. Desert Island, Maine, and its environment. By Barrington Moore and Norman Taylor. 151 pp., 27 text-figs., vegetation map in colors. June 10, 1927. Price, \$1.60.

AMERICAN JOURNAL OF BOTANY

Devoted to All Branches of Botanical Science
Established 1914. Monthly, except August and September. Official Publication of the Botanical Society of America. Subscription, \$7 a year for complete volumes (Jan. to Dec.). Parts of volumes at the single number rate. Volumes 1-14 complete, \$114. Single numbers, \$1.00 each, post free. Prices of odd volumes on request. Foreign postage: 40 cents.

ECOLOGICAL

All Forms of Life in Relation to Environment
Established 1920. Quarterly. Official Publication of the Ecological Society of America. Subscription, \$4 a year for complete volumes (Jan. to Dec.). Parts of volumes at the single number rate. Back volumes I, II, and IV-VIII, \$5 each. Single numbers, \$1.25 post free. Foreign postage: 20 cents.

GENETICS

A Periodical Record of Investigations bearing on Heredity and Variation
Established 1916. Bimonthly. Subscription, \$6 a year for complete volumes (Jan. to Dec.). Parts of volumes at the single number rate. Single numbers, \$1.25 post free. Back volumes 2-12 only, \$7.00 each. Foreign postage: 50 cents.

Orders should be placed with

**The Secretary, Brooklyn Botanic Garden,
BROOKLYN, N. Y., U. S. A.**

TIME

is the chief factor in most activities.

SAVE IT

by using

The Wistar Institute Bibliographic Service

which brings to your attention

AUTHORS' ABSTRACTS

of all papers about to appear in the:

Journal of Morphology and Physiology
The Journal of Comparative Neurology
The American Journal of Anatomy
The Anatomical Record
The Journal of Experimental Zoology
American Anatomical Memoirs
American Journal of Physical Anthropology
Folia Anatomica Japonica (Tokyo, Japan)
Biological Bulletin
The Journal of Parasitology
Stain Technology
Australian Journal of Experimental Biology and Medical Science (Adelaide, South Australia)

Advance Abstract Sheets \$3.00 per year

Bibliographic Service Cards \$5.00 per year

Both appear before the complete articles are published.

THE WISTAR INSTITUTE

Thirty-sixth Street and Woodland Ave. Philadelphia, Pa.


Scientific Survey of Porto Rico and the Virgin Islands

The results of the natural history survey of Porto Rico and the Virgin Islands conducted by The New York Academy of Sciences are now being published.

- Volume I—Complete in four parts, with colored maps and many illustrations. Contains: History of the Survey, by N. L. Britton; Geological Introduction, by C. P. Berkey, and Geology of the San Juan District, by D. R. Semmes; Geology of the Coamo-Guayama District, by E. T. Hodge; Geology of the Ponce District, by G. J. Mitchell; Physiography of Porto Rico, by A. K. Lobeck (1919-1922).
- Volume II—Part 1—Geology of the Lares District, with illustrations and a colored geologic map, by Bela Hubbard (1923). Part 2—Geology of the Humacao District, with illustrations and a colored geologic map, by C. R. Fetteke (1924). Part 3—Geology of the Fajardo District, with maps and illustrations, by Howard A. Meyerhoff (in preparation). Part 4—Reserved for other Geological documents (in preparation).
- Volume III—Part 1—Tertiary Mollusca from Porto Rico, with nine plates, by C. J. Maury (1920). Part 2—Tertiary Mollusca from the Lares District, with sixteen plates, by Bela Hubbard (1920). Parts 3 and 4 are reserved for other documents on Invertebrate Palaeontology (partly in preparation).
- Volume IV—Part 1—Introduction to the Geology of the Virgin Islands, by James F. Kemp; Physiography of the Virgin Islands and of the Porto Rican Islands, Vieques and Culebra, with illustrations and maps, by Howard A. Meyerhoff (1927). Part 2—Physiography of the Virgin Islands and of the Porto Rican Islands, Vieques and Culebra, with illustrations and maps, by Howard A. Meyerhoff (1927). Parts 3 and 4 are reserved for Virgin Island Geology and Palaeontology (in preparation).
- Volume V—Complete in four parts. Descriptive Flora of Porto Rico and the Virgin Islands (Spermatophyta), by N. L. Britton and Percy Wilson (1923-1924).
- Volume VI—Part 1—Descriptive Flora (Spermatophyta, continued), by N. L. Britton and Percy Wilson (1925). Part 2—Descriptive Flora (Spermatophyta, continued), by N. L. Britton and Percy Wilson (1925). Part 3—Descriptive Flora (Spermatophyta completed, with appendix), by N. L. Britton and Percy Wilson; (Pteridophyta), by W. R. Maxon (1926). Part 4—Reserved for the Bryology of Porto Rico and the Virgin Islands (in preparation).
- Volume VII—Part 1—Plant Ecology of Porto Rico, with numerous illustrations, by H. A. Gleason and Mel T. Cook (1927). Part 2—Plant Ecology of Porto Rico, with numerous illustrations, by H. A. Gleason and Mel T. Cook (1927). Part 3—Palaeobotany of Porto Rico, with numerous illustrations, by Arthur Hollick (in preparation). Part 4—Reserved for other Botanical documents.
- Volume VIII—Part 1—Mycology of Porto Rico and the Virgin Islands, by Fred. J. Seaver and Carlos E. Chardon, with contributions by other mycologists (1926). Parts 2, 3 and 4 are reserved for Phycology and Lichenology of Porto Rico and the Virgin Islands, and an index to Volumes V-VIII (in preparation).
- Volume IX—Part 1—Mammals of Porto Rico, Living and Extinct (Chiroptera and Insectivora), with text illustrations and fifteen plates, by H. E. Anthony (1925). Part 2—Mammals of Porto Rico, Living and Extinct (Rodentia and Edentata), with text illustrations and thirty-nine plates, by H. E. Anthony (1926). Part 3—The Birds of Porto Rico and the Virgin Islands (Colymbiformes to Columbiformes), with text illustrations and seven plates, by Alexander Wetmore (1927). Part 4—The Birds of Porto Rico and the Virgin Islands (Psittaciformes to Passeriformes), with text illustrations and four plates, by Alexander Wetmore (in press).
- Volume X—Reserved for documents on Herpetology and Ichthyology (in preparation).
- Volumes XI to XIV—Reserved for documents on Invertebrates (partly in preparation).
- Volume XV—Reserved for documents on Anthropology and Archaeology (partly in preparation).

These parts may be obtained at \$2 each by addressing the Recording Secretary of The New York Academy of Sciences, 77th St. and Central Park West, New York, the twenty-three published parts costing \$46.00.

The making of this intricate, exact glassware is entrusted to none but experts



In every field of chemical endeavor, *this trade-mark is the recognized standard*

EXPERIENCED chemists all over the world specify *PYREX laboratory glassware. They know that back of the PYREX trade-mark stand years of research, highly specialized experience, carefully trained craftsmen, and rigid inspection. They know that each piece of PYREX equipment is uniformly dependable—and durable to the highest possible degree.

CORNING GLASS WORKS

Laboratory Glassware Division, Corning, New York
New York Office: 501 Fifth Avenue

Largest Maker of Technical Glassware in the World

*Trade-mark Reg. U. S. Pat. Off.



The trade-mark PYREX designates a product of Corning Glass Works. It is synonymous with highest quality in materials and workmanship.

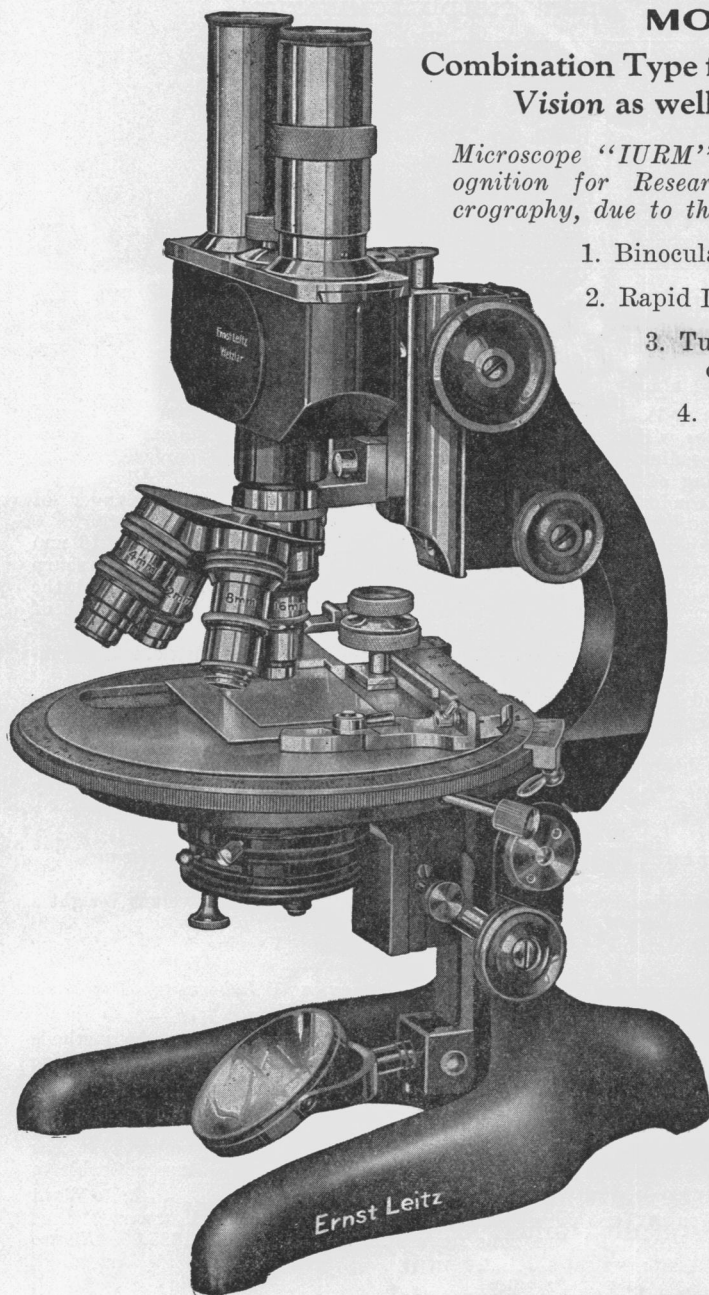
LEITZ

IMPROVED UNIVERSAL RESEARCH MICROSCOPE MODEL "IURM"

Combination Type for Binocular and Monocular
Vision as well as Photo-Micrography

Microscope "IURM" will command far-reaching recognition for Research Investigation and Photo-Micrography, due to the following features:

1. Binocular and Monocular Vision;
2. Rapid Interchange of Tubes;
3. Tubes Align Automatically with Precision to the optical Axis;
4. Objectives Remain Permanently Centered Regardless of which Tube is Used;
5. Large and Improved Combination Mechanical Stage 153 mm Diameter With Graduations at Periphery and with Vernier Readings;
6. Substage with Rack and Pinion for Coarse Focus and MICROMETER SCREW for FINE FOCUS for Condensers;
7. Centering Adapter at Substage for Accurate Centering of Illuminating Rays.



WRITE FOR
PAMPHLET
NO. 1113 (O)

60 East 10th Street

E. LEITZ, Inc.

New York, N. Y.

AGENTS:


Pacific Coast States: SPINDLER & SAUPPE,
Offices at San Francisco and Los Angeles, Calif.

Canada: THE J. F. HARTZ CO., Ltd., Toronto 2, Can.
Philippine Ids.: BOTICA DE SANTA CRUZ, Manila.

Cuba: ANTIGA & CO., Havana, Cuba.

PETROFF-HAUSSER BACTERIA COUNTER

FOR BOTH DARK AND BRIGHT FIELD ILLUMINATION



4101-A

BACTERIA COUNTER, Petroff-Hausser, for both dark and bright field illumination, as suggested by Dr. S. A. Petroff, Director of the Research and Clinical Laboratory of the Trudeau Sanatorium. An open, parallel counting cell with Improved Neubauer ruling and similar in construction to the Levy-Hausser blood counting chamber but with a cell depth of 0.02 mm instead of 0.1 mm as used for blood counting.

The glass slide is 43 mm x 42 mm and is mounted in a Bakelite holder 75 mm x 45 mm so arranged that the under surface of the slide lies within 0.1 mm of the plane of the microscope stage. This close approximation, together with the exceeding thinness of the glass cell under the ruled surface, i. e. 1.5 mm, make possible the critical focusing of the substage condenser upon the ruling and cell contents with immersion contact between the condenser and under surface of the slide, without danger of scratching the surface.

The cell depth of 0.02 mm in combination with the Reinforced Precision Cover Glass of 0.18 mm thickness permits the use of a 1.9 mm homogeneous immersion objective with the ruling in sharp focus, a procedure impossible with a blood counting chamber with its cell depth of 0.1 mm and the usual cover glass of 0.4 mm, as the sum total of these dimensions exceeds the free working distance of such high power objectives.

This Counter has been designed for counting unstained living organisms—by dark field illumination—in the study of virulence and immunity by the method suggested by Petroff.

This Counter is also recommended for the control of bacterial vaccines by counting, in which procedure the stained organisms are observed by means of high power objectives and *bright* field illumination.

Petroff, however, particularly emphasizes the advantages of *dark* field illumination in this work, whereby the organisms can be counted without staining and *before they have been heated*, since many organisms are undoubtedly autolyzed during sterilization.

References

Joseph W. Smith, Jr., "The Standardization of Typhoid-Paratyphoid Vaccine," *American Journal of Public Health*, May, 1925,

Joseph W. Smith, Jr., "The Standardization of Typhoid Vaccine, Counting Method versus Wright's Method," *The Journal of Infectious Diseases*, Vol. 37, No. 5 (November), 1925, pp. 385-399,

Russell, Nichols and Stimmel, "Directions for Making Triple Typhoid Vaccine," *The Military Surgeon*, Vol. 47, 1920, p. 359,

Baldwin, Petroff and Gardner, *Tuberculosis, Bacteriology, Pathology and Laboratory Diagnosis* (Philadelphia, 1927), p. 61.

As is obvious, the Counter is also well suited for the counting of blood platelets by the methods originally suggested by Helber, also as a stage micrometer for the measurement of the larger hyaline organisms by dark field.

The small depth of the cell, the thinness of the glass beneath the ruled surface thereof, and an under surface optically plane and exactly parallel with both the ruled surface and the cover glass supporting surfaces, have proved difficult of accomplishment without optical distortion in manufacture. It has been found necessary for this reason to mount the cell in the Bakelite holder and also impracticable to make it of the all-glass construction used in the Levy Counting Chamber.

Code Word

4101-A. Bacteria Counter, Petroff-Hausser, as above described, with one No. 3382 Hausser

Reinforced Precision Cover Glass, with directions for use\$25.00 *Ehawo*

Sole Distributors

ARTHUR H. THOMAS COMPANY

RETAIL—WHOLESALE—EXPORT

LABORATORY APPARATUS AND REAGENTS

WEST WASHINGTON SQUARE

Cable Address, **BALANCE**, Philadelphia

PHILADELPHIA, U. S. A.

SCIENCE

VOL. LXVI DECEMBER 16, 1927

No. 1720

CONTENTS

<i>The State Academies of Science Affiliated with the American Association:</i> WILHELM SEGERBLOM	571
<i>Hesperopithecus Apparently not an Ape nor a Man:</i> DR. WILLIAM K. GREGORY	579
<i>A New Theory of Polygenic Functions:</i> PROFESSOR EDWARD KASNER	581
<i>Scientific Events:</i>	
<i>Report of the President of the Carnegie Institution; Exploration in Alaska by the U. S. Geological Survey; Endowment for the Arnold Arboretum; The First Meeting of the Colorado-Wyoming Academy of Science</i>	582
<i>Scientific Notes and News</i>	584
<i>University and Educational Notes</i>	589
<i>Discussion and Correspondence:</i>	
<i>The Physicist and the Facts of Color:</i> DR. CHRISTINE LADD-FRANKLIN. <i>Additional Records of the Occurrence of the Fresh-water Jelly-fish:</i> DR. WALDO L. SCHMITT. <i>The Magneto-Optical Effect and the Zodiacal Light:</i> PROFESSOR C. C. WYLIE. <i>The Indigenous Native Population of Algeria in 1926:</i> PROFESSOR RAYMOND PEARL	589
<i>Scientific Books:</i>	
<i>Piney's Recent Advances in Haematology:</i> PROFESSOR H. E. JORDAN	594
<i>Does the Amount of Food consumed influence the Growth of an Animal?</i> PROFESSOR H. H. MITCHELL	596
<i>Special Articles:</i>	
<i>Ovarian Secretion and Tumor Incidence:</i> WILLIAM S. MURRAY. <i>The Chromosomes of the Rat:</i> DR. OLIVE SWEZY	600
<i>Science News</i>	x

SCIENCE: A Weekly Journal devoted to the Advancement of Science, edited by J. McKeen Cattell and published every Friday by

THE SCIENCE PRESS

New York City: Grand Central Terminal.
Lancaster, Pa. Garrison, N. Y.
Annual Subscription, \$6.00. Single Copies, 15 Cts.

SCIENCE is the official organ of the American Association for the Advancement of Science. Information regarding membership in the Association may be secured from the office of the permanent secretary, in the Smithsonian Institution Building, Washington, D. C.

Entered as second-class matter July 18, 1923, at the Post Office at Lancaster, Pa., under the Act of March 8, 1879.

THE STATE ACADEMIES OF SCIENCE AFFILIATED WITH THE AMERICAN ASSOCIATION¹

SINCE the New Hampshire Academy of Science is now affiliated with the American Association for the Advancement of Science and is advancing shoulder to shoulder with twenty other affiliated state academies, it seems worth while to learn what these other organizations have accomplished and in what activities they are at present engaged. This address presents some of the results of a study of those questions.

Brief statements concerning the organization and work of sixteen of the affiliated academies were published in the last volume of "Summarized Proceedings of the American Association" (1921-1925), which appeared in December, 1925. Since that time five additional academies have become affiliated with the association.² In preparation for the study here reported, a questionnaire of eighteen specific questions was sent to the secretaries of all the academies in this group, excepting our own, and all but two of the twenty secretaries responded, some of them sending additional information about their academies. That the secretaries were keenly interested in the study is shown by the receipt of many publications from fourteen academies. Several of the secretaries expressed a desire to receive the results of the detailed study of the material collected.

Academies affiliated with the American Association exist in the following states: Alabama, Georgia, Illinois, Indiana, Iowa, Kansas, Kentucky, Louisiana, Maryland, Michigan, Nebraska, New Hampshire, North Carolina, North Dakota, Ohio, Oklahoma, Pennsylvania,² Tennessee, Virginia, West Virginia, and Wisconsin. Reference to the map shows that these states form a group extending from the Atlantic Ocean to the Mississippi River, with an arm extending from Iowa through Nebraska and Kansas to Oklahoma. The region south and west of the last named states has no affiliated academies at present, partly because it is covered by the Pacific Division and the Southwestern Division of the American Asso-

¹ From the address of the retiring president of the New Hampshire Academy of Science, delivered at Waterville, N. H., June 4, 1927.

² A sixth additional academy (of South Carolina) became affiliated October 17, 1927. There are twenty-two in all.

The MONIST

January, 1928

Contents

- The Restoration of Science. F. L. MARVIN.
An Internal Inconsistency in Aristotelian Logic. F. S. C. NORTHROP.
Language and Thought. CHARNER M. PERRY.
Alexander's Metaphysic of Space-Time. Part III. ARTHUR E. MURPHY.
The Philosophy of Religion in Great Britain and America. EDWARD L. SCHAUB.
Philosophy of the Exact Sciences in Germany. DR. KURT GRELLING.
Contemporary Psychology in Germany. A. WENZL.
Emerson's Debt to the Orient. ARTHUR E. CHRISTY.

\$3.00 a year; 85c an issue.

THE OPEN COURT PUBLISHING CO.

339 East Chicago Ave. 31-33 E. Tenth Street
Chicago New York

NEW SCIENTIFIC BOOKS

The W. B. Saunders Company, Philadelphia.

TEXT-BOOK OF BACTERIOLOGY. William W. Ford. 1069 pp. 186 illustrations. \$8.50.

An effort has been made to give complete and accurate descriptions of the micro-organisms commonly encountered in medicine, comparative pathology, hygiene and public health. Part of the material in the book has been taken from the author's personal observations, and part from the mass of literature on bacteriology.

EXPERIMENTAL RADIO, Third Edition, by R. R. Ramsey, Professor of Physics, Indiana University.

A collection of radio experiments printed and bound in permanent form. 117 experiments, 150 figures, suggestions for apparatus. Capacity, amplification, modulation, field intensity, etc., measurements.

"The only manual for laboratory radio."

Price, \$2.75 postpaid.

Ready January first.

UNIVERSITY BOOK STORE, Bloomington, Indiana.

SUPPLY
DEPARTMENT
Open the Entire
Year



BIOLOGICAL SUPPLIES

For the classroom, museum or collector.

First class preparations.

Send for new (1926) Catalogue No. 1. Zoological and Embryological material, Life Histories and Habitat Groups.

Catalogue No. 2, Botanical Material

Catalogue No. 3, Microscopic Slides

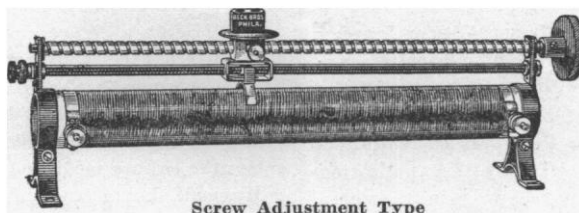
Address all correspondence regarding material and catalogues to:

GEO. M. GRAY, Curator

THE MARINE BIOLOGICAL LABORATORY
Woods Hole, Mass.

BECBRO

LABORATORY RHEOSTATS



Screw Adjustment Type

"BECBRO" Rheostats carried in stock include numerous different ratings.

Included in the stock sizes are tubular types of lengths 20"; 16"; 8"; the resistance element being Wire or Ribbon.

Each tube has a slider adjustment which varies the resistance by very small steps from Zero to total value of the unit.

The approximate total resistance of these stock rheostats varies from 0.3 ohm to 30,000 ohms per unit, and have corresponding current capacities of 25 amperes down to 0.1 ampere.

Rheostats of more or less special construction include the Single Tube equipped with two rods and two sliders; Single and Double Tube equipped with Screw Adjustment (see cut); Double and Triple Tubes mounted as a Unit; Non-Inductive Wound Tubular and Stone Types.

"BECBRO" Carbon Compression Rheostats with corresponding Normal Ratings of 250: 1000: 1500: 3000 Watts.

Write for Catalog 8-20

BECK BROS.

3640-42 North Second Street

Philadelphia, Penna.

Castle Incubators are Ventilated by Heated Air

Success in incubation year in and year out depends upon absolute constancy and uniformity of temperature.

Castle triple walled incubators give this surety because:

1. Combination of water and air jackets prevents temperature fluctuation.
2. Continual circulation of freshly heated air prevents one part of chamber being at a higher or lower temperature than standard.

These are the finest examples of scientific incubator manufacture. They are made in many sizes and models. Ask for the Incubator Bulletin which gives specifications and prices.




CASTLE

Sterilizers for Laboratories, Physicians, Dentists and Hospitals
WILMOT CASTLE CO., 1212 University Ave., Rochester, N. Y.



No. 550, Inside Dimensions
28" high x 18" wide x 14" deep

**The ABC
of
Hydrogen Ion Control**



LaMotte Chemical Products Company
Baltimore, Maryland U.S.A.

Free
on
Request

Valuable and practical information on the application of Hydrogen Ion Control in science and industry. Your copy is waiting. Write for it today.

LaMotte Chemical Products Co.
418 Light St. Baltimore, Md., U. S. A.

LIVING BULLFROGS

Safe delivery guaranteed

Teach Biology with live specimens where practicable

We have the only complete live materials establishment in America. Live plants and animals representing all types are kept on hand under semi-natural conditions at all seasons.

Also headquarters for preserved specimens of all types, microscopic slides, life histories, demonstrations, osteological preparations, insect collections. We specialize in many important southern species not obtainable elsewhere.

All material guaranteed without reservations.

SOUTHERN BIOLOGICAL SUPPLY CO., INC.,
Natural History Building, New Orleans, La.

Coors Porcelain Ware


The Best Porcelain Ware on the Market

Ask for Descriptive Bulletin

EIMER & AMEND

Est. 1851 Inc. 1897

Third Ave., 18th to 19th Street, New York, N. Y.



Hy-Speed Mixers
Clamp to any tank, operate from light circuit, mix all kinds of liquids. Also used for even temperature baths. Thousands in use.
Write for circular.
ALSOP ENGINEERING CO.
47 W. 63rd St., New York

PROFESSOR

Your manuscript or notes can be published by the photographic-zinc-plate process. We print on both sides of a page, reduce to desired size and bind in book form. Write for our booklet and prices.

SHELWOOD-HILL, Inc.,
50 Church St., N. Y. C.

A Personal Service for INVENTORS

I maintain an unexcelled organization and thoroughly equipped laboratories, to render the following services:

I PREPARE APPLICATIONS for patents for filing in the United States and foreign countries.

I PLACE INVENTIONS with responsible manufacturers, with whom I am acquainted, under arrangements that are made profitable to the inventor.

I SPECIALIZE in Electrical, Mechanical, Chemical and Radio Devices.

I INVITE CORRESPONDENCE with reputable Inventors, Scientists, Chemists and Physicists, regarding their inventions and uncompleted experiments.

H. R. VANDEVENTER

Registered Patent Attorney

Licensed Professional Engineer

342 Madison Avenue, New York City

THE MICROSCOPE

By **SIMON H. GAGE**, of Cornell University

Revised, Dark-field Edition (1927) now Available.

The Old and the New in Microscopy, with a special chapter on Dark-Field Methods and their Application.

Postpaid, \$3.50

COMSTOCK PUBLISHING CO., ITHACA, N. Y.

FOR SALE

One Akeley motion picture camera and tripod; also a 3:5 lens, 1:9 lens, 6-inch lens, 12-inch lens and 280 degree shutter. Address Owen Cattell, 2034 12th Street, Boulder, Colo.

FOR SALE

PASCHEN GALVANOMETER

Latest model

Box "K. E.," care The Science Press,

3939 Grand Central Terminal, New York, N. Y.

WANTED

A second-hand Polariscopes, complete, with case, etc., for general chemical work, such as for Carbohydrates, etc. Must be in A1 condition; latest type, suitable for socket connection. Address "C. A.," care of The Science Press, 3939 Grand Central Terminal, New York, N. Y.

THE STANDARD WHITE RAT

Mus Norvegicus Albinus

We maintain the largest commercial colony of White Rats in the United States, confining our efforts solely to the breeding, raising and selling of a Standard Albino Rat. A standard animal enables biologists in different sections to obtain comparable results.

A BREEDING STOCK OF 2,000 AND A SALES STOCK OF 20,000 CONSTANTLY MAINTAINED BY A WEEKLY OUTPUT OF 1,500 TO 2,000 INSURES PROMPT AND SATISFACTORY EXECUTION OF ALL ORDERS.

Prices on Lots of 50 or more

BREEDING STOCK	GRADE A—M & F	\$1.75 each
TOXICITY SIZE	100-150 Gm.	.75 "
MEDIUM SIZE	80-100 Gm.	.70 "
SMALL SIZE	50- 80 Gm.	.65 "
VITAMINE SIZE	30- 50 Gm.	.60 "
LITTERS—known age, with Mothers (8 to 16 to litter)		1.00 "

Prices for Lots less than 50 furnished on request

All Shipments via Express Prepaid

Orders of less than 50 animals, express charges and crating will be at the expense of consignee and will be charged on invoice.

Orders of 50 or more, express charges and crating at our expense when the same does not exceed \$5.00 per hundred animals. Any excess of this amount will be charged on invoice.

ALBINO SUPPLY, INC.

916 Parrish Street

Phone, Market 5265

Philadelphia, Pa.