

Dr. Chambers' Micro- Manipulator

an apparatus for

MICROTECHNIQUE OR MICRURGY

Devised by

Professor Robert Chambers,
of Cornell University Medical School,
New York,
N. Y.

The several fields of scientific endeavor to which the micro-technical work with this apparatus has already been adapted are as follows:

Bacteriology—for the isolation of bacteria and yeast cells, for the cultivation of pure strains;

Experimental Embryology—for operating on the egg in problems of fertilization, for operating on *Blastomeres*, for injecting substances into the *Blastocoele*, etc.;

Experimental Protozoology—for micro-operations on various *Protozoa*;

Cellular and Histological Anatomy—for ascertaining the physical nature of the various constituents of the cell and of the tissue-elements;

Cell Physiology—for studying the *hydrogen-ion* concentration, with the living cell, the effect of tearing the cell membrane in various solutions, the effect of injecting solutions into the interior of the cell or of withdrawing material from the cell.

The extraordinary delicacy of the operative work made possible by means of this apparatus can be imagined when one considers that the tips of the micro-needles are fine enough to impale and dissect a red blood cell which is only 0.008 of a millimeter or 0.000315 of an inch in diameter.

Double Type, complete, \$165.00

Single Type, complete, \$100.00

Pamphlet No. 1086 (O) (For complete description of the apparatus and the various fields of its application) UPON REQUEST.

E. LEITZ, Inc.

60 East 10th Street


New York, N. Y.

AGENTS:

Pacific Coast States: SPINDLER & SAUPPE, Offices at San Francisco and Los Angeles, Calif.

PRECISION POLARIMETERS

IN OUR STOCK FOR IMMEDIATE SHIPMENT



8346.

8345. **POLARIMETER, PRECISION, LIPPICH, Schmidt & Haensch**, with double field polarizer, scale divided in 0.25° of arc, reading by vernier to 0.01° . With protection cap for analyzer and for scale, and with mirror arrangement for illumination of scale. On trestle support, for tubes up to 220 mm long. With potassium bichromate cell and supporting arm to take lamp, but without lamp, tubes or case **\$810.00**
Code Word *Naaph*
8346. Ditto, with one each No. 8374 patent tubes with enlarged end for bubble and with screw caps, 100 mm and 200 mm, and with monochromatic gas sodium lamp mounted on supporting arm **\$846.50**
Code Word *Naard*
8348. **POLARIMETER, PRECISION, LANDOLT, Schmidt & Haensch**, with Lippich double field polarizer and scale divided in 0.25° of arc, reading by verniers to 0.01° . With plain protective cover for the scale and with mirror arrangement for illumination of the scale. A removable support for heating or cooling arrangements is mounted on the base between the analyzer and polarizer. Dishes of any desired shape can be placed on this support and adjusted into the optical axis of the instrument by means of a milled nut and screw. On heavy trestle support with trough for tubes up to 220 mm long, with supporting arm for the lamp and with potassium bichromate cell, but without lamp, tubes or case **\$840.00**
Code Word *Naayuz*
- 8348-A. Ditto, but with one each No. 8374 patent tubes with enlarged end for bubble and with screw caps, 100 mm and 200 mm, and with monochromatic gas sodium lamp mounted on supporting arm **\$876.50**
Code Word *Naavn*

ARTHUR H. THOMAS COMPANY

RETAIL—WHOLESALE—EXPORT

LABORATORY APPARATUS AND REAGENTS

WEST WASHINGTON SQUARE

Cable Address, **BALANCE**, Philadelphia

PHILADELPHIA, U. S. A.

SPECIAL ISSUE CONTAINING THE PRELIMINARY ANNOUNCEMENT OF THE SECOND NASHVILLE MEETING OF THE AMERICAN ASSOCIATION FOR THE ADVANCEMENT OF SCIENCE AND ASSOCIATED SOCIETIES, DECEMBER 26-31, 1927.
EDITED BY BURTON E. LIVINGSTON, PERMANENT SECRETARY

SCIENCE

VOL. LXVI

DECEMBER 2, 1927

No. 1718

CONTENTS

<i>The American Association for the Advancement of Science:</i>	
<i>Preliminary Announcement of the Second Nashville Meeting:</i> DR. BURTON E. LIVINGSTON	517
<i>Scientific Events:</i>	
<i>The New Biology Buildings of the University of Birmingham; Darwin's Home for the Nation; Building Activities of the Chicago Zoological Society</i>	534
<i>Scientific Notes and News</i>	536
<i>University and Educational Notes</i>	540
<i>Discussion and Correspondence:</i>	
<i>Tumors in the Lower Carboniferous:</i> PROFESSOR ROY L. MOODIE. <i>Mastodon Remains in Washington:</i> DR. HAROLD E. CULVER. <i>Available Material in Comparative Anatomy and Pathology:</i> DR. HERBERT FOX. <i>Report of the Ransom Memorial Committee:</i> ELOISE B. CRAM	540
<i>Scientific Apparatus and Laboratory Methods:</i>	
<i>A Simple Device for Washing Culture Tubes:</i> PROFESSOR I. M. LEWIS	542
<i>Special Articles:</i>	
<i>Notes on a Species Cross in Mice and on an Hypothesis concerning the Quantitative Potentiality of Genes:</i> DR. C. C. LITTLE. <i>The Absorption Spectrum of Mercury at High Pressure admixed with Nitrogen:</i> DR. HOWARD R. MOORE	542
<i>Science News</i>	x

SCIENCE: A Weekly Journal devoted to the Advancement of Science, edited by J. McKeen Cattell and published every Friday by

THE SCIENCE PRESS

New York City: Grand Central Terminal.

Lancaster, Pa.

Garrison, N. Y.

Annual Subscription, \$6.00. Single Copies, 15 Cts.

SCIENCE is the official organ of the American Association for the Advancement of Science. Information regarding membership in the Association may be secured from the office of the permanent secretary, in the Smithsonian Institution Building, Washington, D. C.

Entered as second-class matter July 18, 1923, at the Post Office at Lancaster, Pa., under the Act of March 8, 1879.

PRELIMINARY ANNOUNCEMENT OF THE SECOND NASHVILLE MEETING OF THE AMERICAN ASSOCIATION FOR THE ADVANCEMENT OF SCIENCE AND ASSOCIATED SOCIETIES

THE ANNOUNCEMENT AND THE GENERAL PROGRAM

This special issue of SCIENCE is sent to all members of the American Association, whether they regularly receive this journal or *The Scientific Monthly*. It contains general and specific informa-

Those planning to attend the second Nashville meeting should arrange for lodging accommodations at once. The meeting is to open on Monday evening, December 26. A list of hotel and dormitory accommodations that will be available for this meeting, including information as to prices and showing the lodging headquarters for many of the sciences, appears in this issue of SCIENCE. See also the section on Organizations and that on Sessions of the Sections, in this issue.

All who are to present papers at Nashville, whether association members or not, should send their manuscripts to the permanent secretary's office (Smithsonian Institution Building, Washington, D. C.) as soon as possible. A second copy of each paper should be sent to *Science Service* (21st and B Sts., Washington, D. C.) and a third copy to the society or section secretary in whose program the paper is to be presented.

When purchasing the railway ticket to Nashville each purchaser should secure from the railway ticket agent a certificate for the meeting of the American Association for the Advancement of Science and Associated Societies. See the section on Railway Transportation, this issue of SCIENCE.

Life members of the association and annual members who have paid their dues for the current year should bring with them to Nashville their blue membership cards, which identify them as in good standing for the association year 1927-28.

The Wide Field Binocular Microscope


with the widest range of usefulness

B & L Model KW

plus

The Drum Nosepiece

Three pairs of matched objectives are held in readiness to be instantly swung into par-focal position by rotation of the Drum in a vertical plane.



VERSATILITY is an outstanding characteristic of the B & L Wide Field Microscope. A high base, a low base [illustrated] and a heavy base

stand are interchangeable in relation to the K W binocular body. Each stand facilitates a different type of work. Other assets of this Microscope are the advantages of stereoscopic effect, large field, high eyepoint, long working distance and wide range of magnification—not forgetting the DRUM NOSEPIECE, the value of which is apparent.

This Microscope is used in the study of Botany, Anatomy, Chemistry, Bacteriology, Metallurgy, Micropaleontology, Pathology, Sedimentary Petrology and a score of other subjects.

Descriptive literature sent upon request

BAUSCH & LOMB OPTICAL COMPANY

632 St. Paul Street

Rochester, N. Y.

New York

Chicago

London

Frankfurt

Boston

San Francisco

NEW SCIENTIFIC BOOKS

Columbia University Press, New York

THE SCIENTIFIC HABIT OF THOUGHT. Frederick Barry.
pp. xii + 358. \$3.50.

An informal discussion of the source and character of dependable knowledge. The purpose of the book is to point out the importance of acquiring the scientific habit of thought and the methods of doing so, as against the mere acquisition of scientific facts.

John Wiley and Sons, New York

THE MAKING OF A CHEMICAL. E. I. Lewis and George King. 288 pp. \$4.00.

This volume is intended to give an insight into the practice and conditions that obtain in a chemical works, for students in the chemical laboratories of colleges and universities, as well as for those wishing to enter or having recently entered the chemical industry.

The Macmillan Company, New York

NEW METHODS IN GEOMETRICAL OPTICS. Charles S. Hastings. pp. vii + 103. \$2.00.

A more rational and easier method for calculating ordinary optical instruments by replacing definitions and symbols now generally employed in existing works on geometrical optics by others in better keeping with ideas on modern physics.

Longmans, Green and Company, New York

THE HIGHER COAL-TAR HYDROCARBONS. Arthur E. Everest. pp. xiii + 334. \$7.00.

That group of coal-tar hydrocarbons which has not already been discussed in other books is taken up in the present work. The ground here covered is one that will appeal to the research worker looking for unexplored fields and to the more advanced student whether working in the scientific or the industrial laboratory.



School of Medicine

NEW ADMISSION REQUIREMENTS

At least three years of approved college work including specified requirements in the sciences.

DEGREE OF B.S. IN MEDICAL SCIENCE

This degree may be awarded at the end of the third or fourth year to students fulfilling certain conditions including the preparation of a thesis.

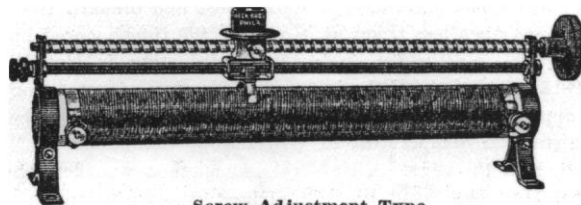
DEGREE OF DOCTOR OF MEDICINE

Upon satisfactory completion of prescribed four-year course.

For catalogue and information, address
THE DEAN, Washington University
School of Medicine, St. Louis,
Missouri

BECBRO

LABORATORY RHEOSTATS



Screw Adjustment Type

"BECBRO" Rheostats carried in stock include numerous different ratings.

Included in the stock sizes are tubular types of lengths 20"; 16"; 8"; the resistance element being Wire or Ribbon.

Each tube has a slider adjustment which varies the resistance by very small steps from Zero to total value of the unit.

The approximate total resistance of these stock rheostats varies from 0.3 ohm to 30,000 ohms per unit, and have corresponding current capacities of 25 amperes down to 0.1 ampere.

Rheostats of more or less special construction include the Single Tube equipped with two rods and two sliders; Single and Double Tube equipped with Screw Adjustment (see cut); Double and Triple Tubes mounted as a Unit; Non-Inductive Wound Tubular and Stone Types.

"BECBRO" Carbon Compression Rheostats with corresponding Normal Ratings of 250: 1000: 1500: 3000 Watts.

Write for Catalog S-20

BECK BROS.

3640-42 North Second Street

Philadelphia, Penna.

Laboratory Apparatus and Supplies



PARIS
EXPOSITION:
Eight Awards and Medals

PAN-AMERICAN
EXPOSITION:
Gold Medal

Our General Laboratory and Museum Supplies Include:

Scientific Apparatus and Instruments, Chemicals, Anatomical Models, Osteological Preparations, Natural History Specimens and Preparations, Wall Charts, Museum and Naturalists' Supplies, Glass Jars, Microscopes and Accessories.

Museum Cabinets (Yale Style)

Biological and General Laboratory Supplies

THE KNY-SCHEERER CORPORATION OF AMERICA

Dept. of Natural Science,
G. Lagai, Ph.D.

119-125 7th Ave.
(Cor. 17th St.)
New York City

NATURAL HISTORY SPECIMENS AND MODELS

We have been getting together specimens for over fifty years, so are in an exceptional position to supply material for the following sciences:

Mineralogy, Geology, Paleontology,
Conchology, Ornithology, Zoology,
and Entomology

Some of our recent circulars are

- S-276 Mineral and Rock Collections
- S-243 Krantz Crystal Models
- S-271 Relief Maps
- S-286 Interesting Fossils
- S-241 Microscope slides of Parasites
- S-279 Skeletons and Dissections of Typical Animals
- S-278 Biological Material for Dissection
- S-229 Life Histories of Insects of Economic Importance
- S-234 Insect Collections
- S-222 Collection for Teaching Zoology
- SC-41 Microscope Slides
- SC-42 Entomological Supplies

WARD'S NATURAL SCIENCE ESTABLISHMENT

84-102 College Ave.

Rochester, N. Y.

FOR THE Biological Sciences

Naturalists' Supplies
Microscope Slide Preparations
Preserved Material
Models and Museum Preparations
Lantern Slides
Charts, Botanical and Zoological
Microscopes, Microtomes and
Accessories
Dissecting Instruments
Laboratory Glassware
Chemicals
Bacteriological Reagents

Prompt
Service



Guaranteed
Quality

New York Biological Supply Co.

General Supplies for the Biological Sciences
34 UNION SQUARE NEW YORK CITY