

“Pointolite” Lamps

produce an intensely brilliant white light from a very small source, and therefore are especially suited for use with microscopes, reflecting galvanometers, oscillographs and other optical instruments—as well as for photographic and projection work.



30 c. p.
“Pointolite”
for galvanometers.

They require no attention when in operation.

D. C. lamps of 30, 100, 500 and 1000 c. p. and an A. C. lamp of 150 c. p. are available, together with control resistance boxes necessary for each.

Ask for Bulletin 1045-S.

JAMES G. BIDDLE

Scientific Instruments

1211-13 Arch St. Philadelphia



American Professions Supply Co.

(Incorporated)

Repairing and Rebuilding

Microscopes, Balances, Surveying Instruments

and other Scientific Apparatus

for one half the

STATE UNIVERSITIES, Medical and other Schools
east of the Mississippi River.

WHY ?

Due to a method of effecting a **25 % SAVING**
HIGH QUALITY, QUICK SERVICE
And the Elimination of the Nuisance of Boxing or Crating
by the use of Specially Designed Shipping Cases, furnished
on Request, Free of Charge. References submitted if desired.

New and Used Instruments Bought and Sold

1428 N. Wells St.

Chicago, Illinois

WATCH FOR OUR BULLETINS!

Marine Biological Laboratory

Woods Hole, Mass.

Biological Material



1. ZOOLOGY. Preserved material of all types of animals for class work and for the museum.
2. EMBRYOLOGY. Stages of some invertebrates, fishes (including Acanthias, Amia and Lepidosteus), Amphibia, Reptiles and some mammals.
3. BOTANY. Preserved material of Algae, Fungi, Liverworts, Mosses, Ferns and Seed Plants.
4. MICROSCOPE SLIDES in Bacteriology, Botany and Zoology.
5. LIFE HISTORIES, Germination Studies and Natural History Groups.

Catalogues furnished on application to

GEORGE M. GRAY, Curator
WOODS HOLE MASSACHUSETTS

MICROSCOPE THEORY

By C. W. Woodworth

Reprint from the Transactions of the Science
Society of China

Upwards of two hundred pages giving detailed numerical and graphic methods of lens calculation. Bound copies at two dollars can be had from the Author.

2237 Carlton St., Berkeley, California.

Three New Catalogs of Turtox Products

1924-25 Biological Red Book

Preserved Materials for Botany, Zoology
and Embryology
Many illustrations

Microscope Slide Catalog

Lists over 1,000 different preparations
Illustrated by 100 reproductions of original
photomicrographs

Jewell Model Catalog

Models for Botany, Zoology and Embryology
Some of the illustrations are in color



The Sign of the Turtox Pledges Absolute Satisfaction

GENERAL BIOLOGICAL SUPPLY HOUSE,
1177-79 East 55th Street
Chicago, Ill.

LEITZ NEW "Mon-Objective-Binocular" Microscope Model "LB"

A Binocular Microscope at moderate price

The advantage of binocular vision with microscopes, due to the restfulness accorded the eyes and the increased brilliancy of image, have made the microscopist realize that through binocular vision microscopical examination has been made easier and more convenient.

The rather high cost of binocular microscopes has so far been an obstacle to make their application one of universal character so that in presenting herewith an instrument of moderate price, we believe to have pointed the way for the adoption of Binocular Microscopes for routine laboratory work and the use of such instruments by students.

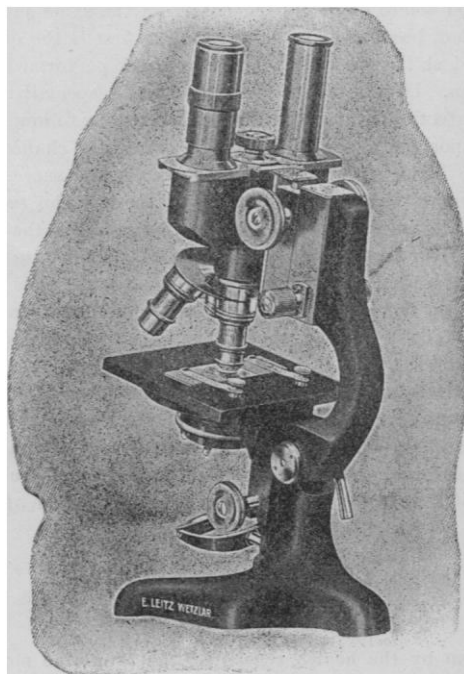
We allow a discount to educational institutions

WRITE FOR PAMPHLET No. 0-1047



General Distributing Agents for Canada:
THE J. F. HARTZ CO., LTD., TORONTO, CANADA.
Agents for Western States—California, Washington, Oregon,
Idaho, Utah, Montana and Arizona:

SPINDLER AND SAUPPE,
86 Third Street, San Francisco, Cal.



Leitz "Mon-Objective-Binocular" Microscope "LB," with complete illuminating apparatus. Objectives 16 and 4 mm. Oil Immersion Objective 1/12" (1.8 mm). Eyepieces 5 and 10x in Hardwood Carrying Case. \$190.00


Fork Substage

WITH FINE ADJUSTMENT
FOR THE CONDENSER

*Providing capacity for every conceivable
substage accessory*

**Is the latest and greatest
advancement in
microscope construction**

Every modern research microscope should have it



Spencer Microscope No. 7h

SPENCER LENS COMPANY

Manufacturers

Microscopes, Microtomes, Delineascopes, Optical Glass,
Optical Measuring Instruments, Scientific Apparatus

BUFFALO, N. Y.



THOMAS MADE-TO-ORDER CHARTS

Charts made to your own selection and arrangement of figures.

Prices reasonable Work guaranteed

T. W. THOMAS

Care Spear Laboratory Oberlin, Ohio

FLAME COLOR SCREENS (MERWIN)

For chemical and mineralogical use. Can now be supplied in quantity by return mail.

GEORGE M. FLINT,

14 Beacon St., Boston, Mass.

**THE SCIENCE PRESS
PRINTING COMPANY**

PRINTERS OF
SCIENTIFIC AND EDUCATIONAL JOURNALS
MONOGRAPHS AND BOOKS

A. E. URBAN, *General Manager*

Correspondence Invited

LIME AND GREEN STREETS
LANCASTER, PENNSYLVANIA

PHONESCOPE

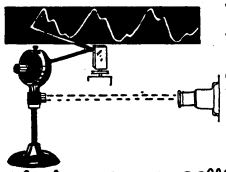
TEACHES THROUGH THE

The "Movies" for all
SOUND

WAVE MOTION

ELECTRICITY

HERBERT GROVE DORSEY GLOUCESTER, MASSACHUSETTS

**MIRRORS FROM 5 TO 40 CM. FOR CASSE-
GRAIN & NEWTONIAN TELESCOPES**

MADE TO ORDER

Achromatic Objectives, 5 to 25 cm. Prisms.
Spherometers of Precision.

N. CARREAU, OPTICIAN,

226 Butts Bldg., Wichita, Kansas

SELENIUM CELLS

We claim the most sensitive, absolutely permanent in action, rapid and reliable cell on the market today. We build a bean sorting machine using this cell, taking out all cull beans according to color. The only cell on the market strong enough to do this work accurately. Amplifies radio perfectly. Guaranteed to be exactly as represented or money refunded. A cell for every purpose and a cell that works. The name is the McWilliams Photo Electric Cell. It has never been put on the market before and is now being sold exclusively by the

**ELECTRIC BEAN GRADER PRODUCTS CO.,
OF ITHACA, MICHIGAN**

Send for prices and descriptive matter.

Third Edition

AMERICAN MEN OF SCIENCE

A BIOGRAPHICAL DIRECTORY

EDITED BY J. McKEEN CATTELL AND DEAN R. BRIMHALL

The third edition of the Directory contains about 9,600 sketches as compared with 4,000 in the first edition and 5,500 in the second edition. The work should be in the hands of all those who are directly or indirectly interested in scientific work.

(1) Men of science will find it indispensable. It gives not only the names, addresses, scientific records and the like of their fellow workers, but also an invaluable summary of the research work of the country, completed and in progress.

(2) Those interested in science, even though they may not be professionally engaged in research work, will find much of interest and value to them in the book.

(3) Executives in institutions of learning and others brought into relations with scientific men will use the book constantly.

(4) Editors of newspapers and periodicals will find it to be one of the works of reference that they will need most frequently.

(5) Libraries will find the book to be a necessary addition to their reference shelves.

Price, Ten Dollars, Net, Postage Paid

THE SCIENCE PRESS

Grand Central Terminal, New York, N. Y.