

# SoundTech<sup>TM</sup>

---

P R O F E S S I O N A L   A U D I O

## **Service Manual: PL602/PL1204 Power Amplifiers**

### **Table of Contents:**

Specifications .....	2
Block Diagram .....	3~4
Exploded View and Assembly Parts .....	5~6
Schematic Diagram .....	7~9
Printed Circuit Board View .....	10~13
Wiring Diagram .....	14~15
Replacement Parts List .....	16~22

### **SoundTech**

444 East Courtland Street

Mundelein, IL 60060

Tel: +847-949-0444

Fax: +847-949-8444

<http://www.USMusicCorp.com>

Printed in U.S.A.

Copyright©1997 SoundTech

Unauthorized Reproduction is a Violation of Applicable Copyright Laws  
part number 6006 0007

**GENERAL SPECIFICATIONS**

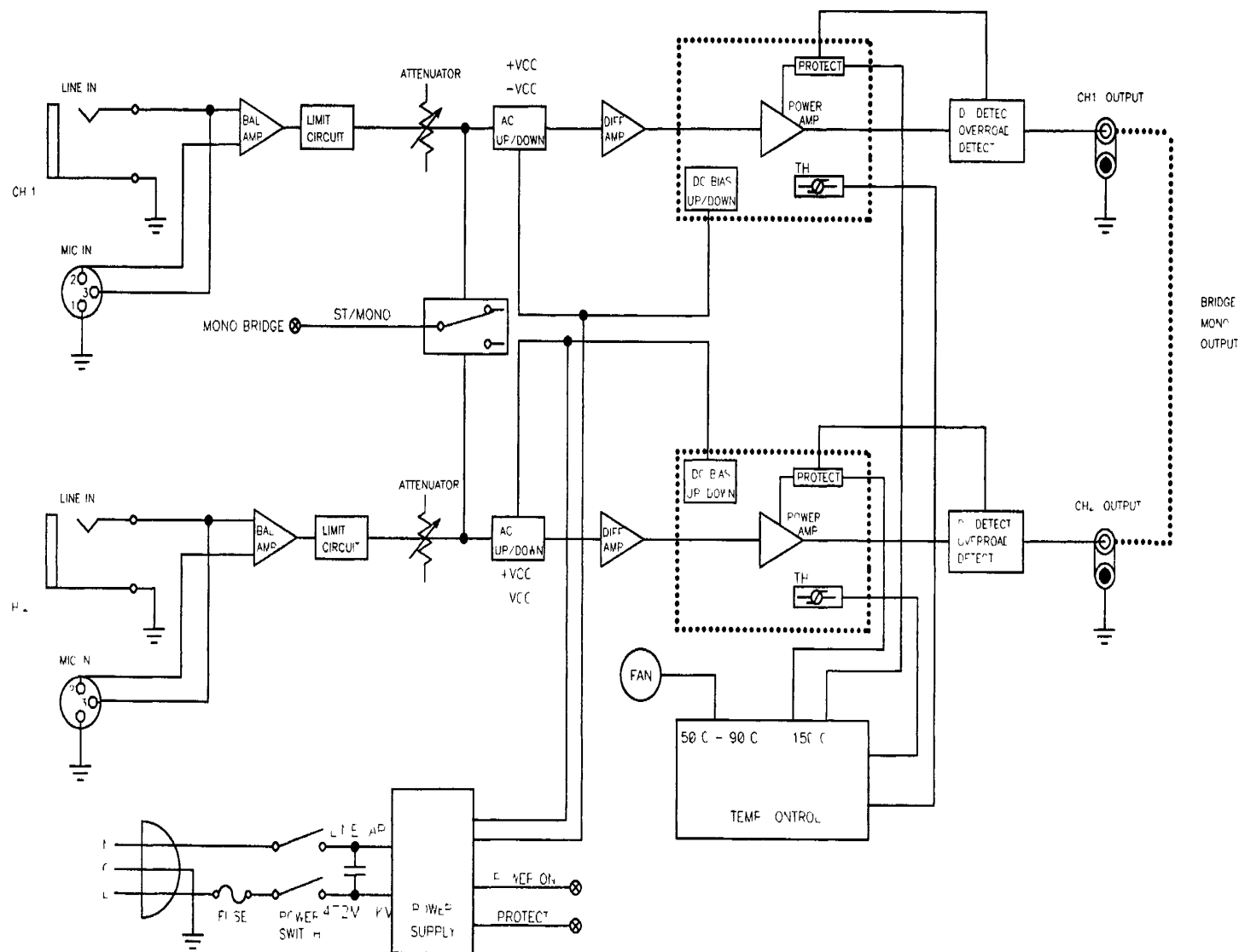
MODEL	PL 602	PL 1204
Power Output Level 1 kHz, THD 0.1%, both Channel Driven		
Stereo 4 $\Omega$	260W $\times$ 2	260W $\times$ 4
Stereo 8 $\Omega$	170W $\times$ 2	170W $\times$ 2
Bridge 8 $\Omega$	520W	520W $\times$ 2
Frequency Response	20Hz ~ 30kHz, +1dB (8 $\Omega$ , 1W)	20Hz ~ 30kHz, +1dB (8 $\Omega$ , 1W)
Power Bandwidth	20Hz ~ 20kHz +3dB	20Hz ~ 20kHz +3dB
T.H.D stereo 4 $\Omega$	0.08% at 90W/1 ch	0.08% at 90W/1 ch
Channel Separation	>80 dB 25W, at 8 $\Omega$ , 1kHz	>80 dB 25W, at 8 $\Omega$ , 1 kHz
Signal to Noise	$\geq$ 95 dB	$\geq$ 95 dB
Damping Factor	$\geq$ 100	$\geq$ 100
Slew Rate	$\pm$ 35 V/ $\mu$ s (8 $\Omega$ , full level)	$\pm$ 35 V/ $\mu$ s (8 $\Omega$ , full level)
Sensitivity	+4 dBm (1.23 V)	+4 dBm (1.23 V)
Input Impedance	$\geq$ 10 k $\Omega$	$\geq$ 10 k $\Omega$
Indicators	1 Power (Green LED) 1 Protector (Red LED) 2 Clipping (Red LED) 1 Bridge (Green LED)	1 Power (Green LED) 1 Protector (Red LED) 2 Clipping (Red LED) 1 Bridge (Green LED)
Protection Circuit	Short Circuit, Current Limit, DC fault, Fuse outputs, AC line fuse.	Short Circuit, Current Limit, DC fault, Fuse outputs, AC line fuse.
Cooling	Speed Control FAN	Speed Control FAN
Power Requirements	120V 60Hz 230V 50Hz 240V 50Hz	120V 60Hz 230V 50Hz 240V 50Hz
Dimensions(W $\times$ H $\times$ D) mm	483 $\times$ 407 $\times$ 88	483 $\times$ 407 $\times$ 88
inch	19 $\times$ 16 $\times$ 3.46	19 $\times$ 16 $\times$ 3.46
Weight	16 kg ( 35.28 lbs)	25 kg ( 55 lbs)

NOTE: (1) All tests performed using unbalanced inputs.

(2) In these specifications, when dB represents a specific voltage,  
0 dB is referenced to 0.775 Vrms.

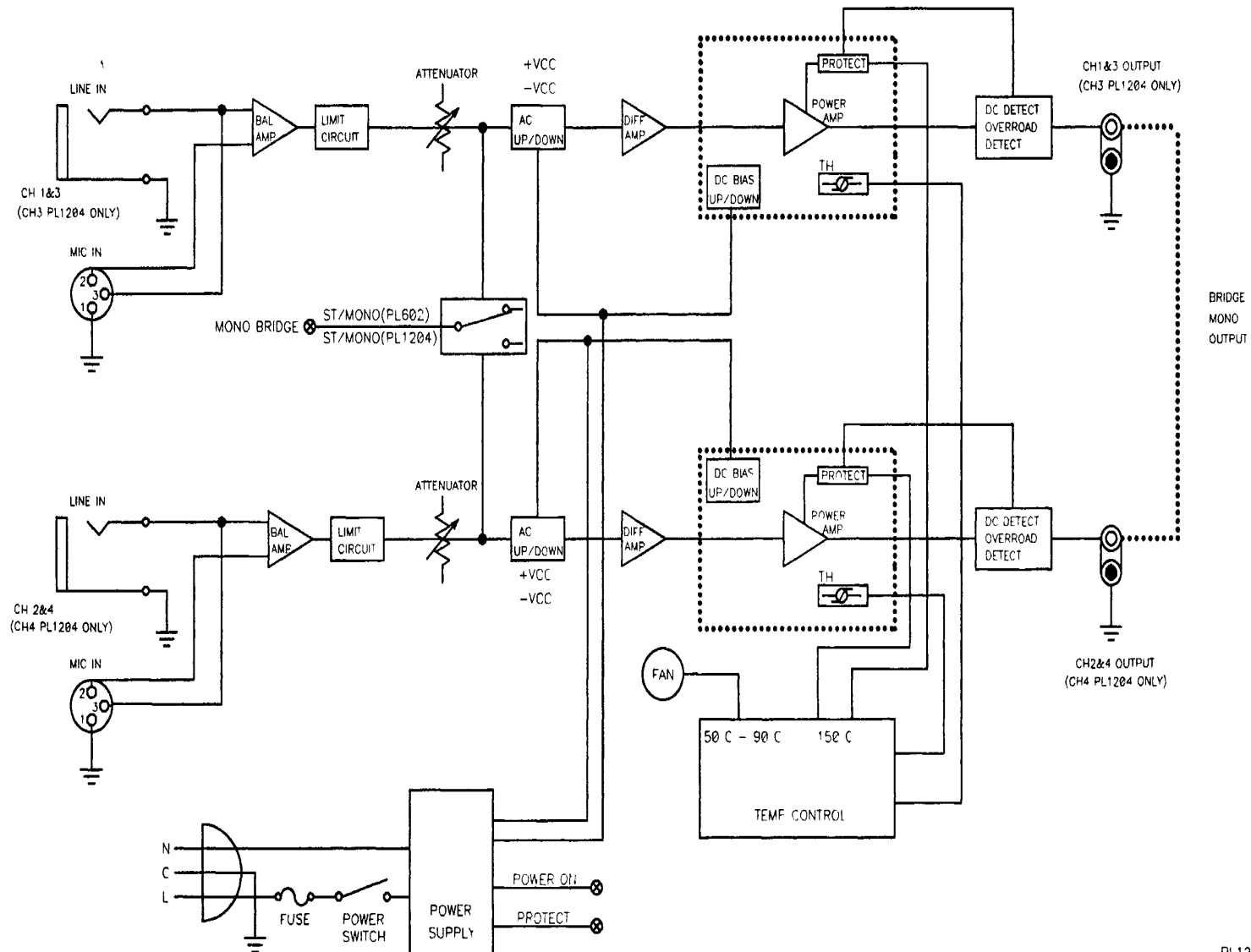
## Block Diagram

(PL602)



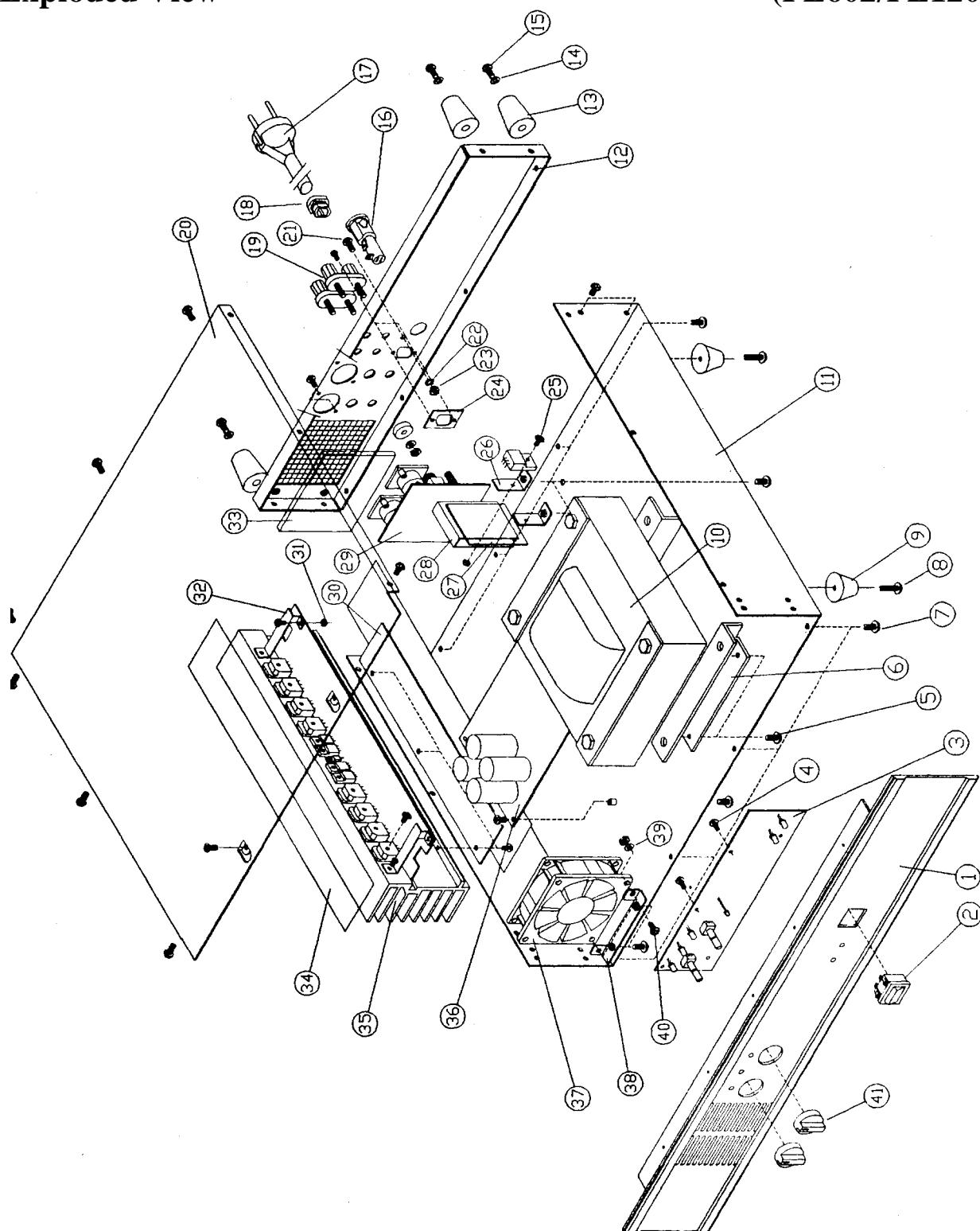
## Block Diagram

(PL1204)



Exploded View

(PL602/PL1204)



# Assembly Parts (PL602/PL1204)

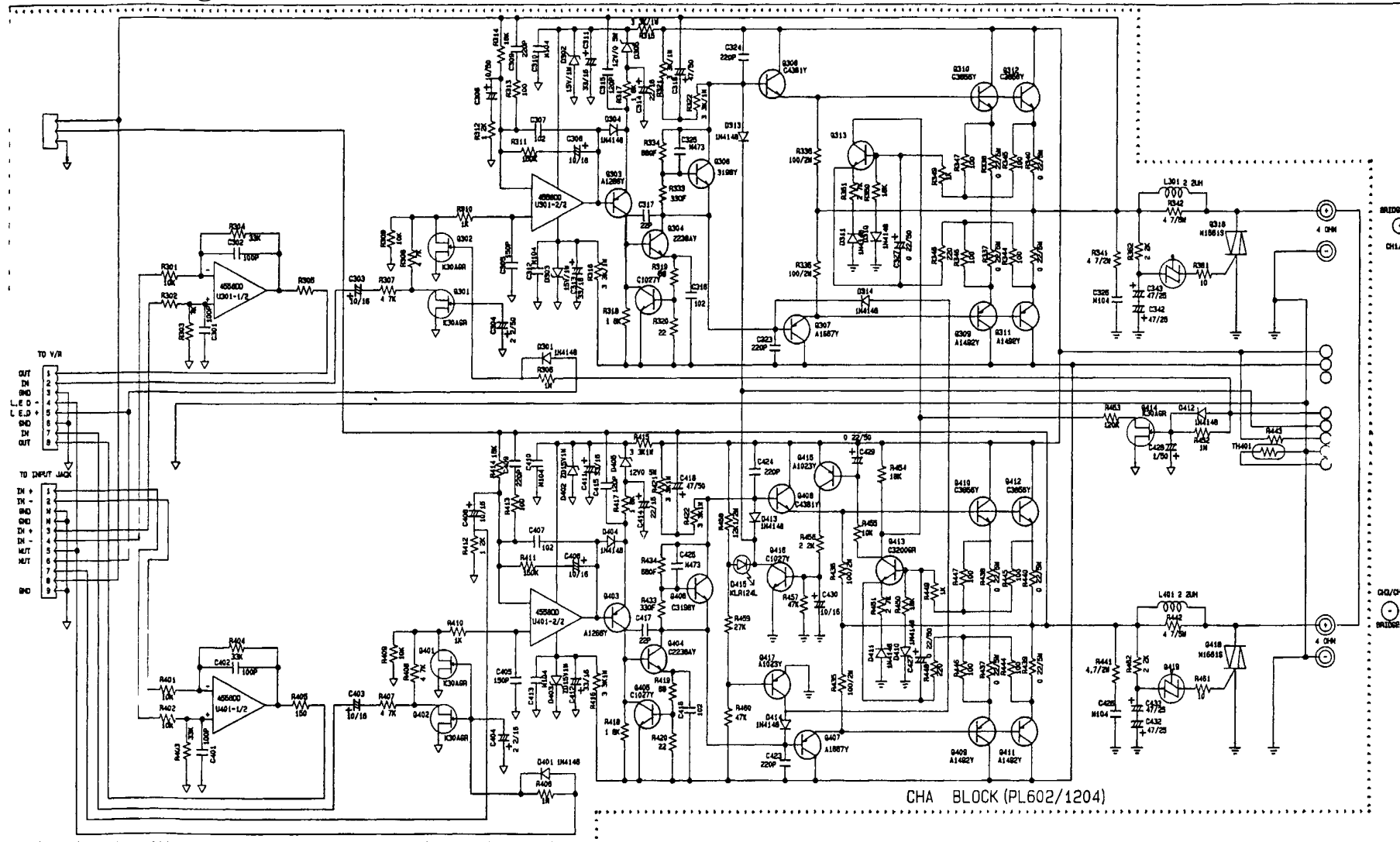
NO	DESCRIPTION	MATERIAL	SPECIFICATION	Q'TY	REMARK
1	PANEL FRONT	AL EXT	485X88X3.0t BLACK	1	
2	POWER SWITCH		H 8660 VB	1	
3	VOLUME PCB	FR-1	194X58 t=1.6	1	
4	MACHINE SCREW		PMP(+) M3X6 BLACK	3	
5	MACHINE SCREW		BH(+) M5X12 BLACK	4	
6	BRACKET TRANS		21X24.5X148 t=2.0	2	
7	TAPPING SCREW		PH(+) 4X8 T2 BLACK	20	
8	TAPPING SCREW		TH(-) 4X15 T2 BLACK	4	
9	RUBBER FOOT	RUBBER	ø23X17 BLACK	4	
10	POWER TRANS		PL602(NEW)	1	
11	CHASSIS MAIN	E.G.I	430X379X86.5 t=1.6 BLACK	1	
12	CHASSIS BACK	E.G.I	427X85X14 t=1.6 BLACK	1	
13	RUBBER SUPPORT	RUBBER	24X17X27 BLACK	4	
14	SPRING WASHER		ø4 ZnW	4	
15	TAPPING SCREW		PH(+)4X10 T2 BLACK	4	
16	FUSE HOLDER		DO 345 RA	1	
17	POWER CORD		KKP 4819 D	1	230V
18	CORD STOPPER		SN-3N-4	1	
19	BINDING POST		WT-1047	1	
20	COVER TOP	E.G.I	433.5X381X12 t=1.6 BLACK	1	
21	MACHINE SCREW		PH(+)M4X10 BLACK	6	
22	IN TOOTH LOCK WASHER		ø4 ZnW	2	
23	NUT		M4 ZnW	4	
24	CORD BRACKET	E.G.I	30X22X1.6t BLACK	1	
25	MACHINE SCREW		PH(+)M3X16 BLACK	1	
26	HEAT SINK TRIAC	AL EXT	34X18X14 t=5.0	1	
27	TRIAC PCB	CEM-1	70X74 t=1.6	1	
28	FIBER	FIBER	170X55 t=0.5	1	
29	JACK PCB	FR-1	67X59 t=0.5	1	
30	MAIN PCB	CEM-1	284X95 t=1.6	1	
31	NUT		M3 ZnW	3	
32	BRACKET MAIN PCB	E.G.I	43X27.8X17 t=1.6	2	
33	DUST COVER	SPONGE	100X80 t=5.0	1	
34	FIBER(A)	FIBER	280X50X0.5t	2	
35	HEAT SINK MAIN	AL EXT	310X84X46	1	
36	POWER PCB	CEM-1	147X94 t=1.6	1	
37	DC FAN		AD0812HB-A70GL(0.25mA)	1	
38	BRACKET FAN	E.G.I	80X11X10 t=1.6	1	
39	SPRING WASHER		ø4 ZnW	2	
40	MACHINE SCREW		PH(+)M4X12 BLACK	2	
41	KNOB	ABS	ø24X16.3 BLACK	2	
42	CARTON BOX	DW-2	580X550X190	1	
43	PACKING(TOP)	STYROFOAM	520X480X93	1	
44	PACKING(BOTTOM)	STYROFOAM	520X480X93	1	
45	PACKING PAD	STYROFOAM	520X170X25t	4	
46	OWNER MANUAL		BOOK	1	
47	POLY BAG(SET)	P.E SHEET	1200X650X1.0t	1	
48	SERIAL STICKER	PAPER	34X24	2	
49	LABEL SHIP	PAPER	100X50	2	

# SoundTech —PROFESSIONAL AUDIO

## Schematic Diagram

7

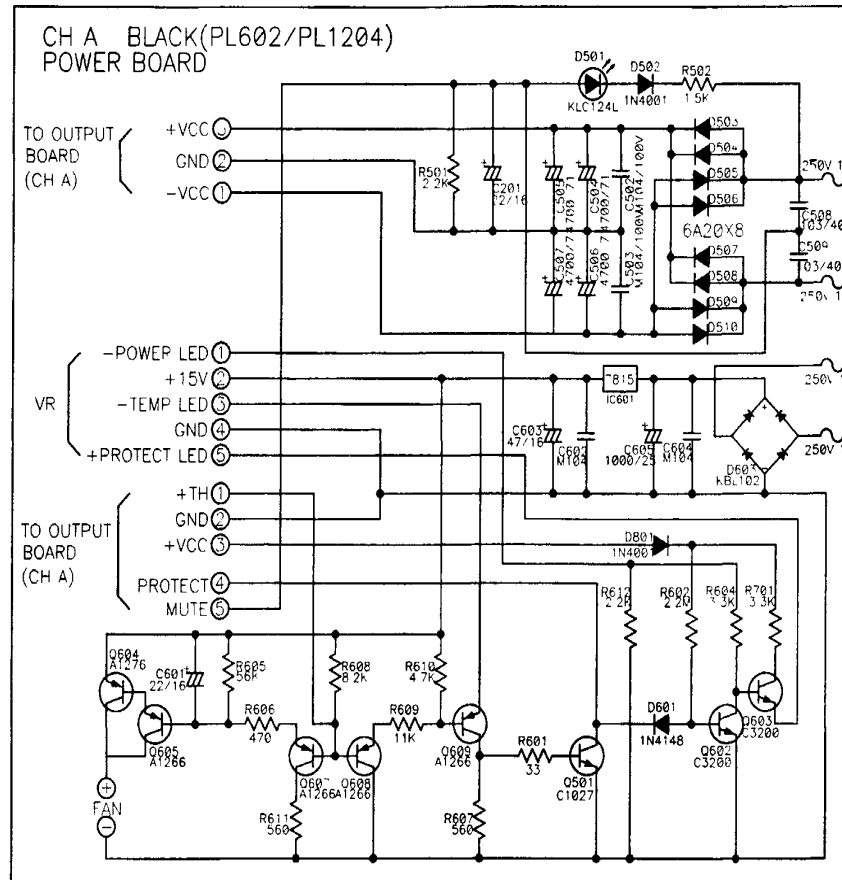
(PL602/PL1204)



# SoundTech –PROFESSIONAL AUDIO

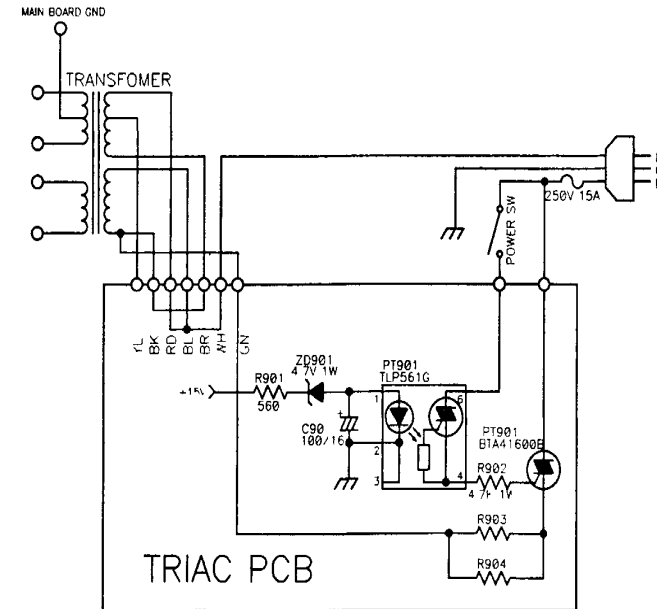
## Schematic Diagram

(PL602/PL1204)



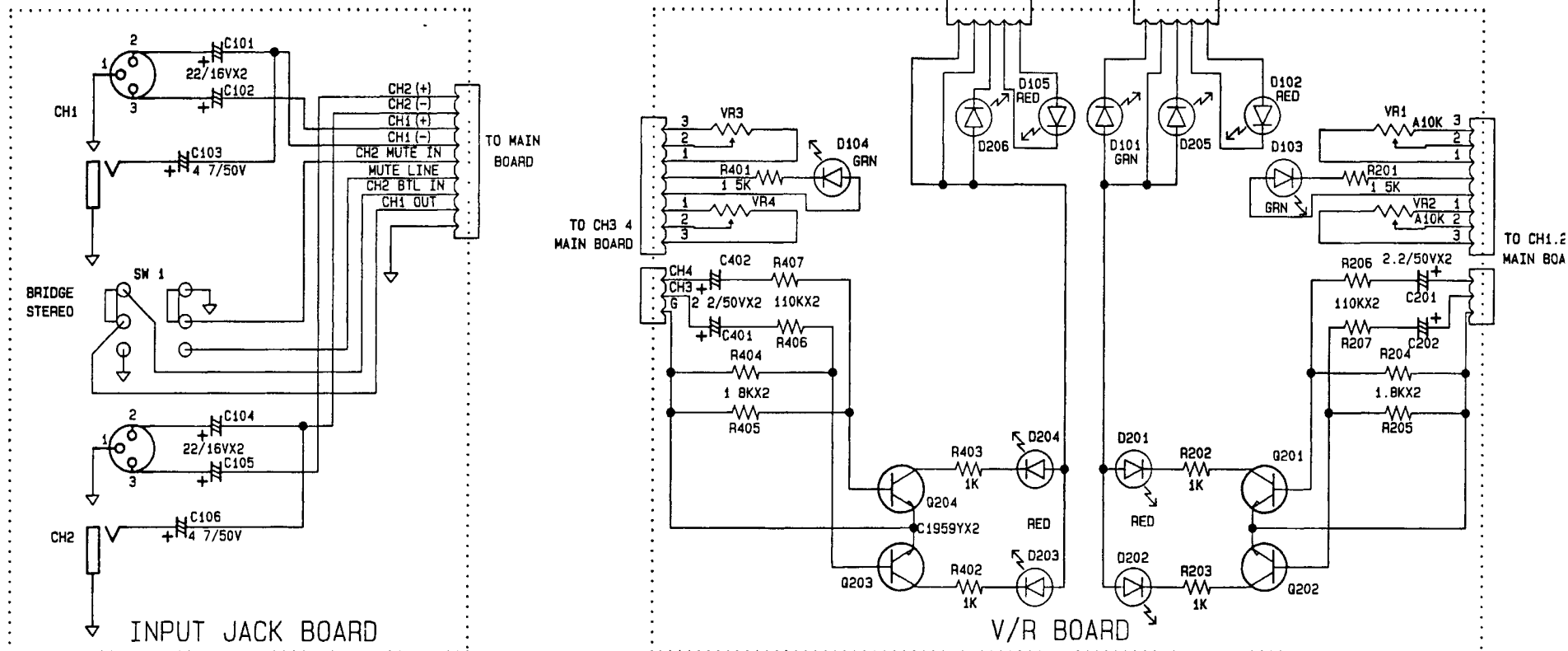
CH A BLACK(PL602/PL1204)  
POWER BOARD

SAME AS ABOVE BLOCK

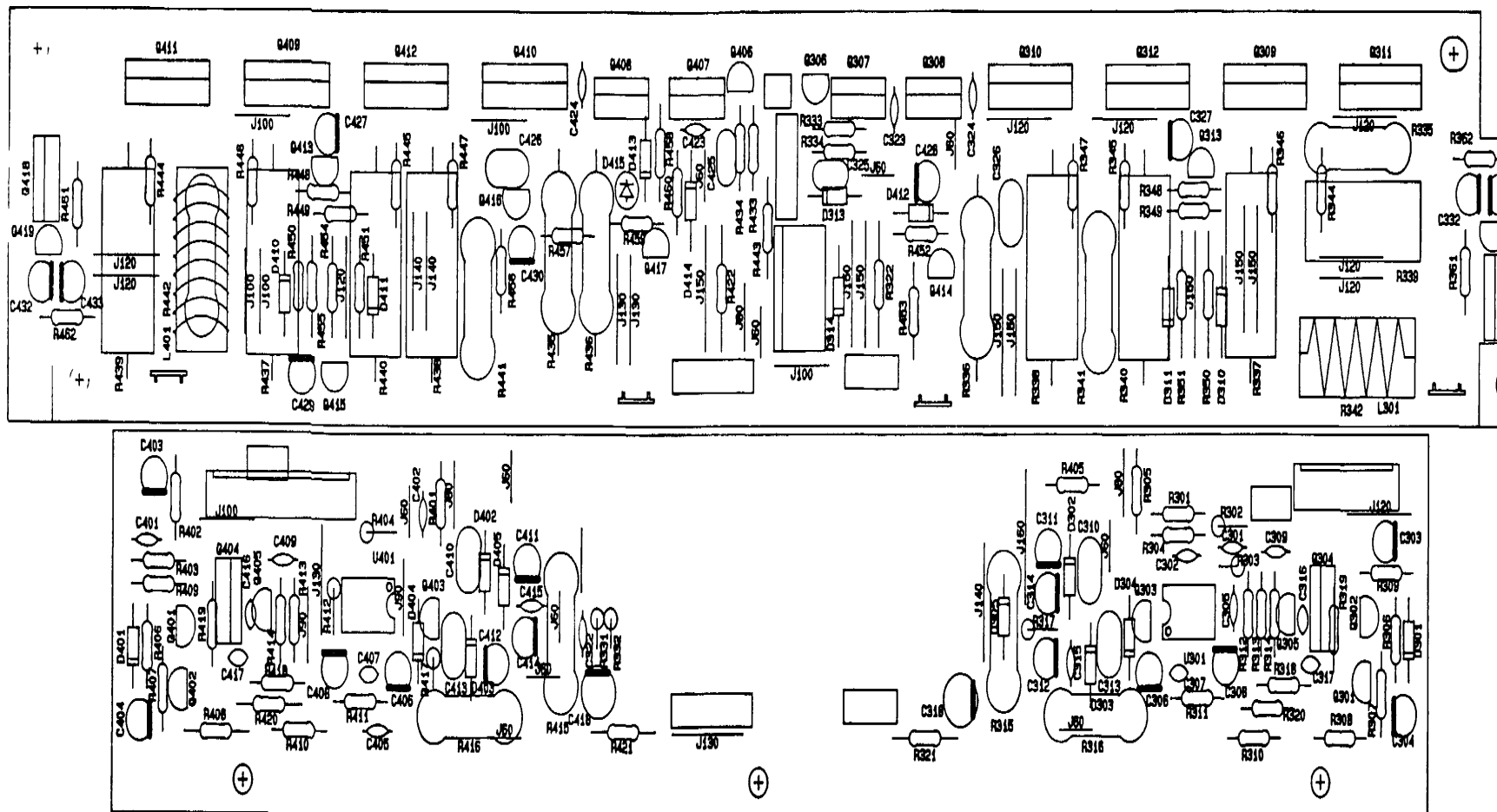


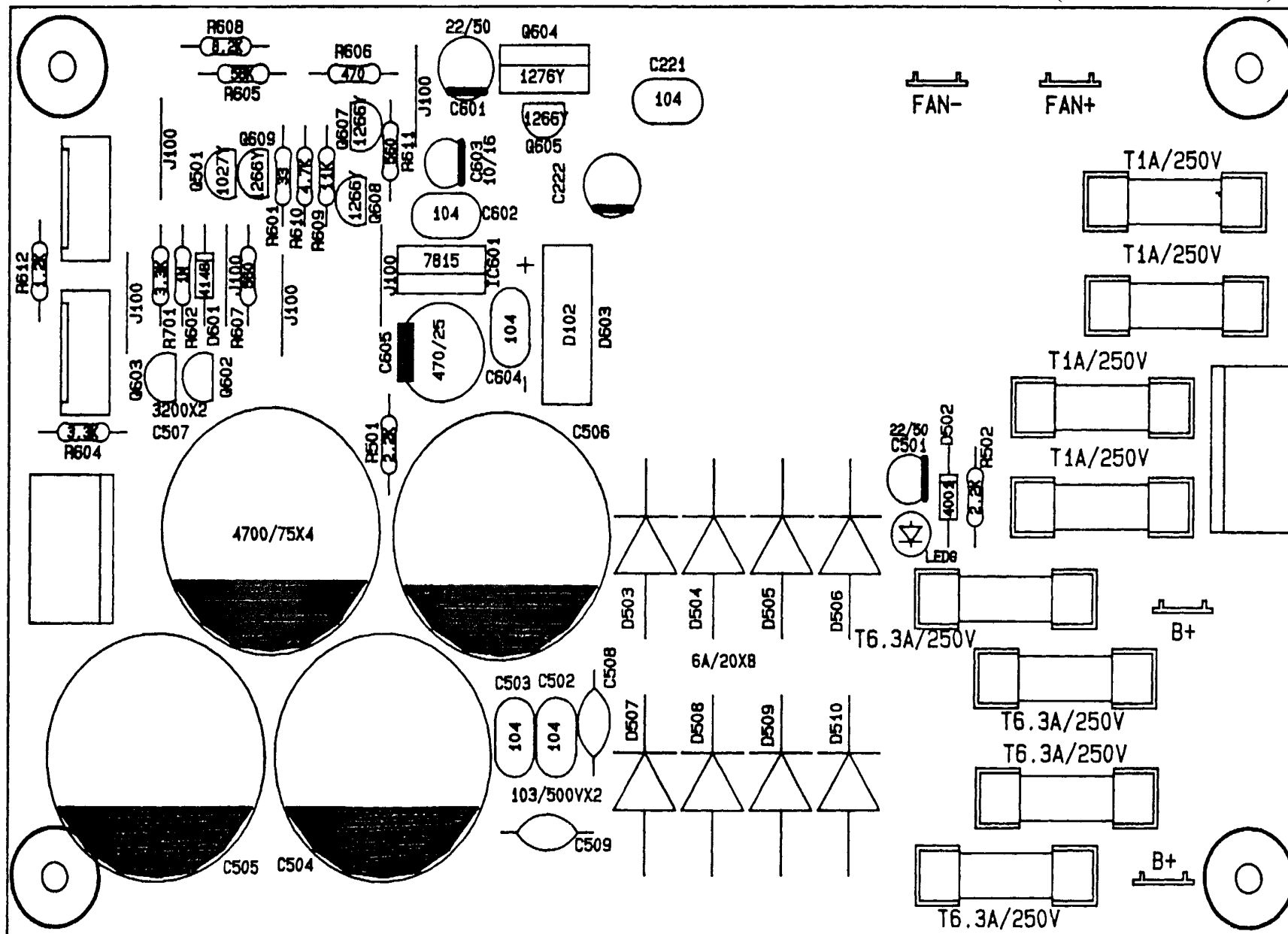
- NOTES UNLESS OTHERWISE SPECIFIED
- 1 ALL RESISTORS VALUE ARE IN OHMS 1/4W J
  - 2 ALL CAPACITORS VALUE ARE IN  $\mu$ F
  - 3 R903,904 120V  $\rightarrow$  400 OHM 10W J  
230V  $\rightarrow$  820 OHM 10W J





NOTES : UNLESS OTHERWISE SPECIFIED  
 1. ALL RESISTER 1/4  $\pm$ 5%

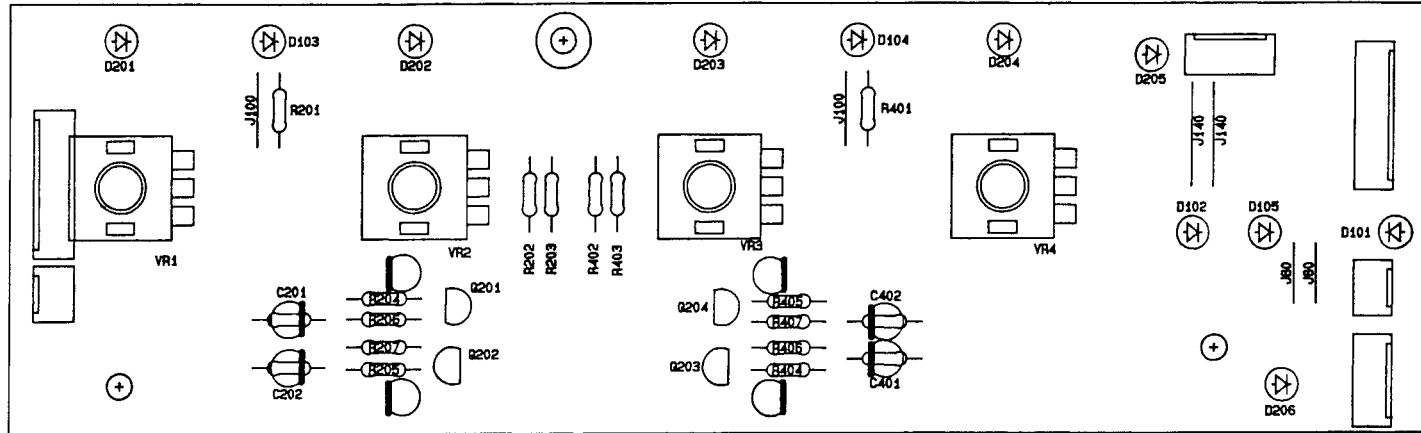




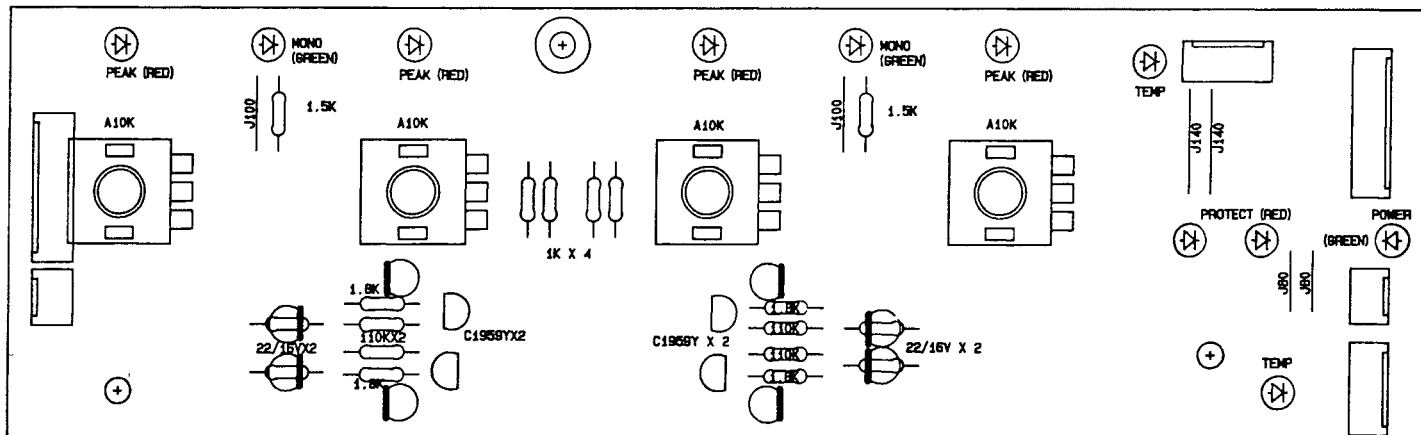
## Printed Circuit Board View

(PL602/PL1204)

TOP SILK



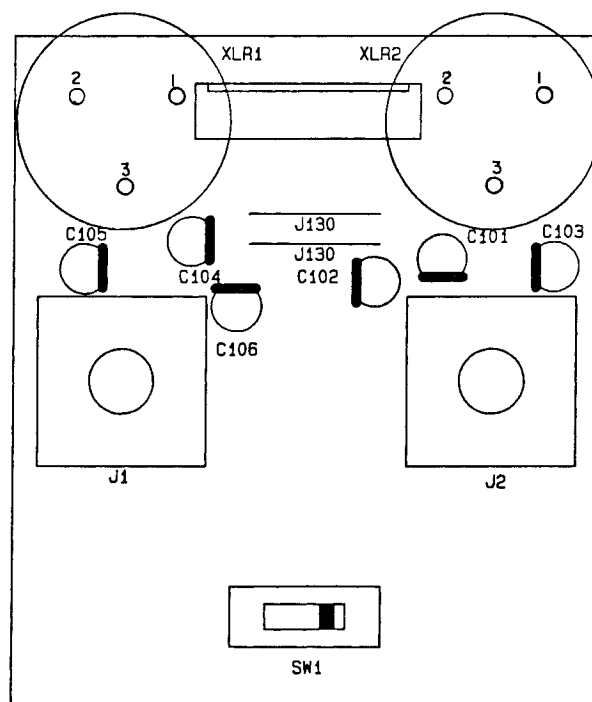
TOP VIEW



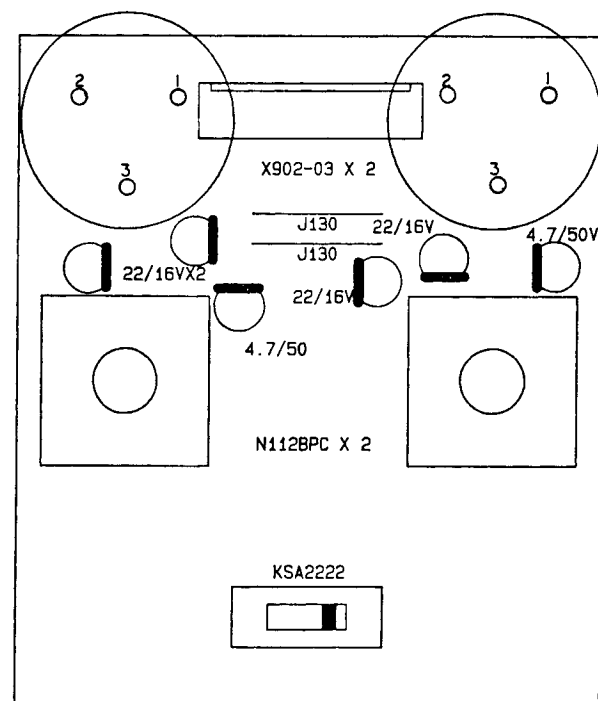
# Printed Circuit Board View

(PL602/PL1204)

TOP SILK

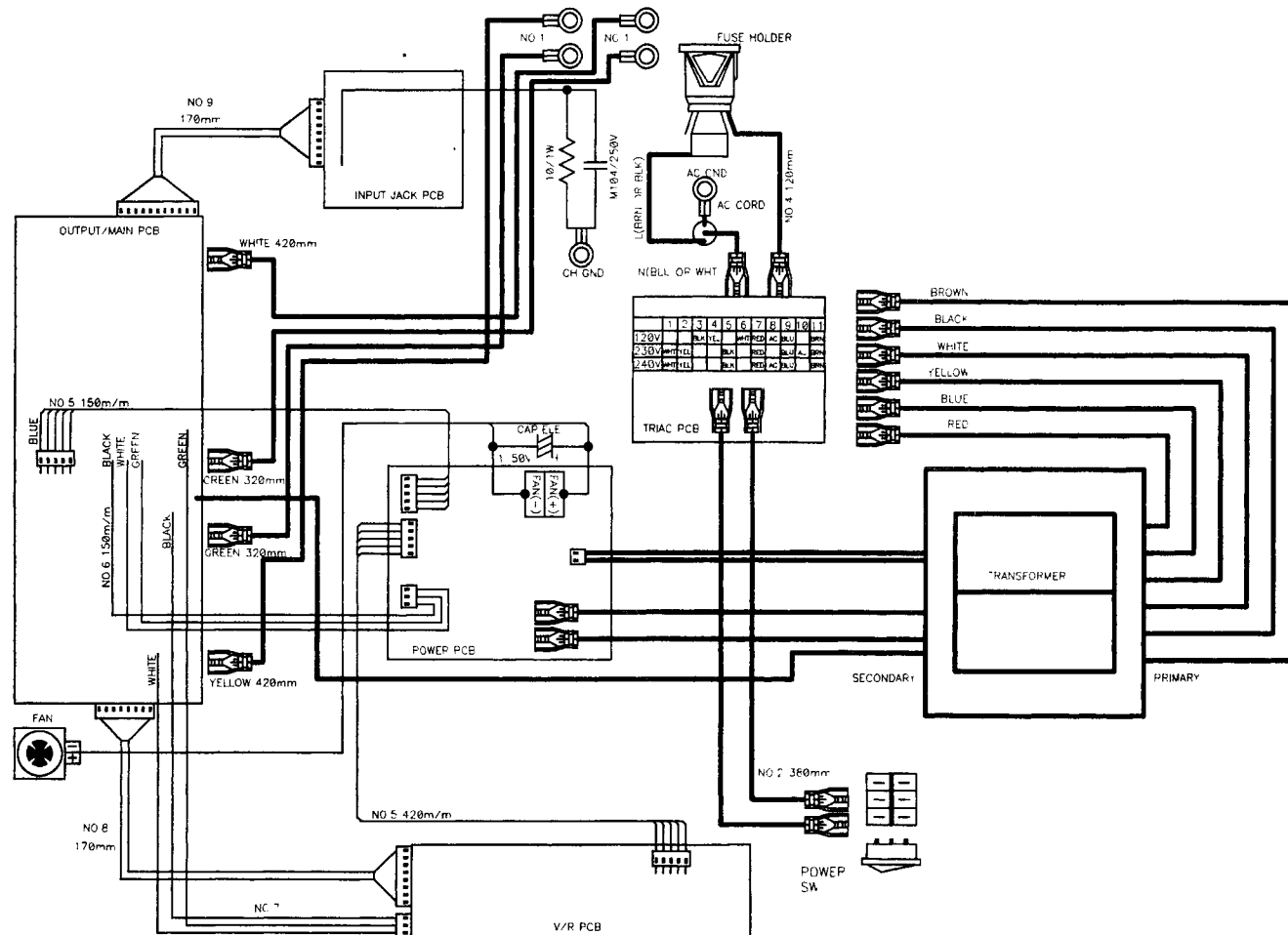


TOP VIEW



## Wiring Diagram

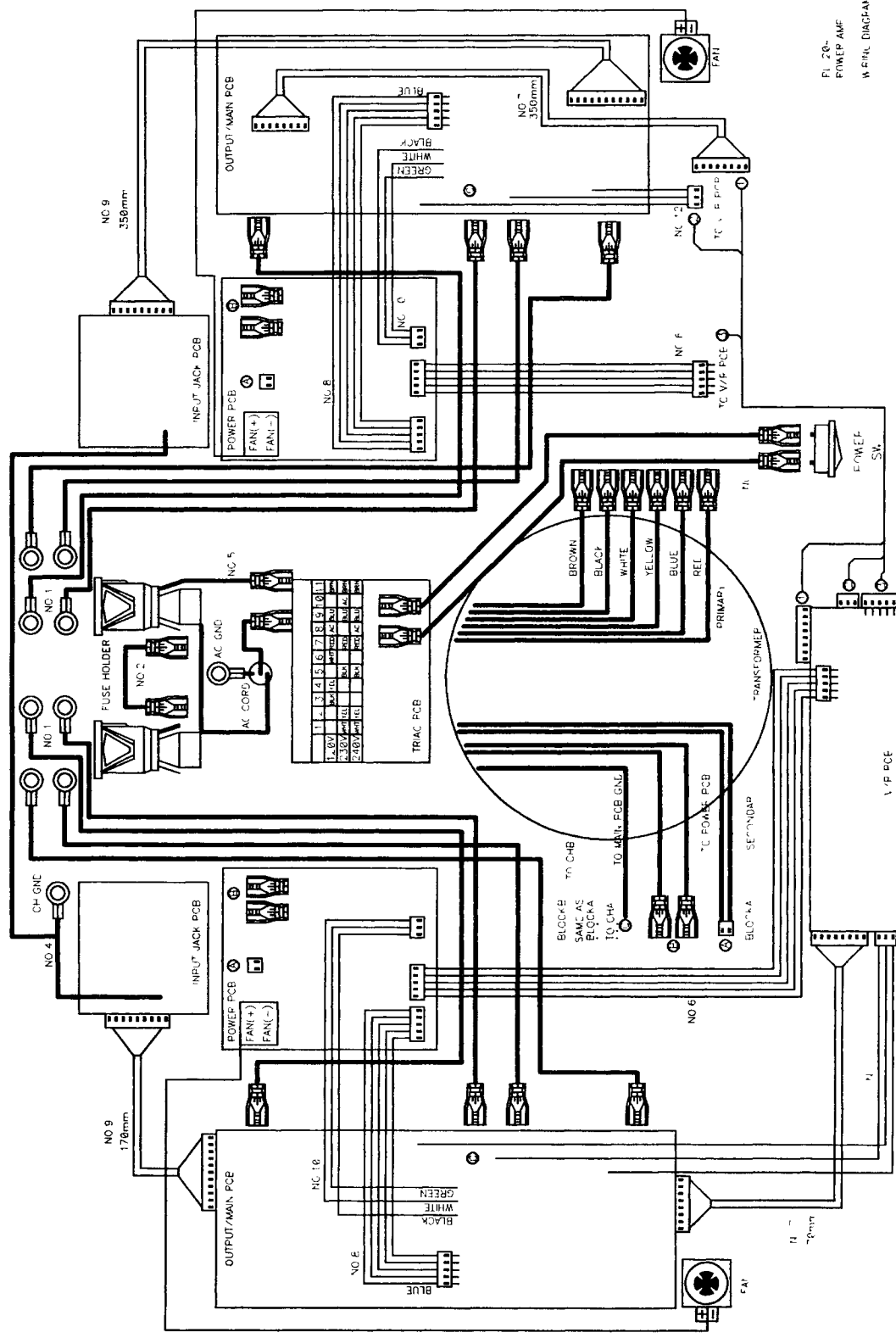
(PL602)



PL602  
POWER AMP  
WIRING DIAGRAM

# Wiring Diagram

(PL1204)



PL 20-  
POWER AMP  
WIRING DIAGRAM

**PL602**

Reference Designator	Part Number	Description	Specification
<b>Main</b>			
U301,401	30400000	I.C.	NJM 4558DD
Q3110,312,410,412	30320003	Transistor NPN	2SC 3856 Y
Q309,311,409,411	30320002	Transistor PNP	2SA 1492 Y
Q308,408	30310007	Transistor NPN	2SC 4381Y
Q307,407	30310006	Transistor PNP	2SA 1667 Y
Q415,417	30300023	Transistor PNP	KTA 1023 Y
Q305,405,416	30300022	Transistor NPN	KTC 1027 Y
Q303,403	30300021	Transistor PNP	KTA 1268 GR
Q306,406	30300024	Transistor NPN	KTC 3198 Y
Q304,404	30300020	Transistor NPN	KTC 2238 AY
Q313,413	30300019	Transistor NPN	KTC 3200 GR
Q301,302,401,402,414	30330005	Transistor FET	2SK 30 A GR
Q319,419	10630002	S. B. S	MBS 4991
Q318,418	10640000	TRIAC	M1661S
D301,304,310,311,313,314	31514148	DIODE (SW)	1N4148
D401,404,410-414	31514148	DIODE (SW)	1N4148
D302,303,402,403	31521001	DIODE (Z)	15V 1W
D305,405	31520002	DIODE (Z)	12V 0.5W
D415	31570010	L. E. D.	KLR 124 L
TH401	10610001	THERMISTOR	150K OHM LUG TYPE
R361,461	30105079	Resistor CF	10 OHM 1/4W J
R320,420	30105141	Resistor CF	22 OHM 1/4W J
R319,419	30105151	Resistor CF	68 OHM 1/4W J
R313,344-347,413,444-447	30105136	Resistor CF	100 OHM 1/4W J
R332	30105136	Resistor CF	100 OHM 1/4W J
R305,405	30105058	Resistor CF	150 OHM 1/4W J
R348,448	30105147	Resistor CF	220 OHM 1/4W J
R333,433	30105080	Resistor CF	330 OHM 1/4W F
R334,434	30105082	Resistor CF	680 OHM 1/4W F
R312,412	30105083	Resistor CF	1.2K OHM 1/4W F
R310,349,410,449	30105078	Resistor CF	1K OHM 1/4W J
R317,318,417,418	30105084	Resistor CF	1.8K OHM 1/4W J
R362,456,462	30105148	Resistor CF	2.2K OHM 1/4W J
R351,451	30105072	Resistor CF	2.7K OHM 1/4W J
R307,308,407,408	30105150	Resistor CF	4.7K OHM 1/4W J
R301,302,309,401,402,409	30105079	Resistor CF	10K OHM 1/4W J
R455	30105079	Resistor CF	10K OHM 1/4W J
R350,450,454,331	30105073	Resistor CF	18K OHM 1/4W J
R314,414	30105085	Resistor CF	18K OHM 1/4W F
R459	30105074	Resistor CF	27K OHM 1/4W J
R303,304,403,404	30105077	Resistor CF	33K OHM 1/4W J
R457,460	30105066	Resistor CF	47K OHM 1/4W J
R311,411	30105075	Resistor CF	150K OHM 1/4W J
R453	30105146	Resistor CF	120K OHM 1/4W J
R306,406,452	30105036	Resistor CF	1M OHM 1/4W J
R443	30110010	Resistor CF	1K OHM 1/2W J
R456	30110011	Resistor CF	12K OHM 1/2W J
R321,322,421,422	30115004	Resistor MO	3.3K OHM 1W J
R341,441	30120006	Resistor MO	4.7 OHM 2W J
R335,336,435,436	30120007	Resistor MO	100 OHM 2W J
RR315,316,415,416	30120008	Resistor MO	3.3K OHM 2WJ
R337-340, 437-440	30135003	Resistor CEMENT	0.22 OHM 5W J
R342,442	30135004	Resistor CEMENT	4.7 OHM 5W J



**PL602**

Reference Designator	Part Number	Description	Specification
C327, 427, 429	30210033	Capacitor ELE	0.22UF 50V
C311, 312, 411, 412	30210040	Capacitor ELE	33UF 16V
C318, 418	30210041	Capacitor ELE	47UF 50V
C303,306,308,403,406,408	30210042	Capacitor ELE	10UF 50V
C430	30210042	Capacitor ELE	10UF 50V
C332, 333, 432, 433	30210043	Capacitor ELE	47UF 25V
C428	30210044	Capacitor ELE	1UF 50V
C314, 414	30210022	Capacitor ELE	22UF 16V
C304, 404	30210030	Capacitor ELE	2.2UF 50V
C317, 417	30200023	Capacitor Ceramic	CH 22PF 100V J
C301, 302, 401, 402	30200024	Capacitor Ceramic	CH 100PF 100V J
C315, 415	30200025	Capacitor Ceramic	CH 120PF 100V J
C305, 405	30200026	Capacitor Ceramic	CH 150PF 100V J
C309,323,324,409,423,424	30200027	Capacitor Ceramic	CH 220PF 100V J
C322	30200027	Capacitor Ceramic	CH 220PF 100V J
C307, 316, 407, 416	30200028	Capacitor Ceramic	102 PF 100V J
C310,313,326 410,413,426	30230014	Capacitor MYLAR	M104 100V J
C325, 425	30230015	Capacitor MYLAR	M473 100V J
L301, 401	31160001	INDUCTOR COIL	2.2UH
	30490002	IC SOCKET	8 PIN
<b>Power Supply</b>			
IC601	30430008	I.C	KIA 7815
D503-510	31540009	DIODE (R)	6A20
D502	31514001	DIODE (R)	1N 4001
D601	31514148	DIODE (SW)	1N 4148
D603	31500007	DIODE (B)	KBL102
D501	31570006	L.E.D	KLG 124L
C501, 601	30210045	Capacitor ELE	22 UF 16V
C603	30210046	Capacitor ELE	47 UF 16V
C605	30210047	Capacitor ELE	1000 UF 25V
C504-507	30210048	Capacitor ELE	4700uF/75V (25 DIA)
C502, 503, 602, 604	30230014	Capacitor MYLAR	104 100V J
C508, 509	30200029	Capacitor Ceramic	103 400V J
Q602, 603	30300019	T R	KTC 3200GR
Q501	30300022	T R	KTC 1027Y
Q605, 607-609	30300025	T R	KTA 1266Y
Q604	30300026	T R	KTA 1276Y
R601	30105077	Resistor CF	33 OHM 1/4W J
R606	30105050	Resistor CF	470 OHM 1/4W J
R607,611	30105070	Resistor CF	560 OHM 1/4W J
R612	30105037	Resistor CF	1.2K OHM 1/4W J
R502	30105140	Resistor CF	1.5K OHM 1/4W J
R501	30105148	Resistor CF	2.2K OHM 1/4W J
R604,701	30105155	Resistor CF	3.3K OHM1/4W J
R610	30105150	Resistor CF	4.7K OHM 1/4W J
R608	30105145	Resistor CF	8.2K OHM 1/4W J
R609	30105166	Resistor CF	11K OHM 1/4W J
R605	30105020	Resistor CF	56K OHM 1/4W J
R602	30105167	Resistor CF	2.2M OHM 1/4W J
	30890004	FUSE CLIP	61B
	30890005	FUSE CLIP	51B
	30800005	FUSE ( FAST BLOW)	1A 250V 51S
	30800006	FUSE ( FAST BLOW)	15A 250V 61S

**PL602**

Reference Designator	Part Number	Description	Specification
<b>Input jack</b>			
X101,102	31000003	XLR JACK	X902 - 03
P101,102	31050008	PHONE JACK	N112 BPC or APC
SW1	31420002	SLIDE SWITCH	KSA-2222 DPDT
C103,106,107,108	30210011	Capacitor ELE	4.7 UF 50 V
C101,102,104,105	30210045	Capacitor ELE	22 UF 16 V
<b>VR Assy</b>			
VR101,202	30710015	ROUND VOLUME	09VB S20A103 A10K
Q201, 202	30300033	Transistor NPN	C1959
D205	31570007	L.E.D.	KLY114L
D102,103	31570008	L.E.D.	KLK 114L
D101,201,202	31570009	L.E.D.	KLR 114L
R202,203	30105078	Resistor CF	1K OHM 1/4W J
R201	30105140	Resistor CF	1.5K OHM 1/4W J
R204,205	30105071	Resistor CF	1.8K OHM 1/4W J
R206,207	30105081	Resistor CF	110K OHM 1/4W J
C201,202	30210030	Capacitor ELE	2.2 / 50 V
<b>Triac</b>			
R902	10640001	TRIAC	BTA26-600B
	30115005	Resistor MO	47 OHM 1W J
<b>Chassis</b>			
JIS/KEMA VDE/SFDN/CENE/SWISS/ SAA/UK	31440002	POWER SWITCH	H 8660VB DPDT
	31030001	BANANA JACK	WTN-1047
	30890006	FUSE HOLDER	DO-345 RA
	31210003	CORD STOPPER	SN-3N-4
	31210004	CORD STOPPER	6W-1
	16390004	POWER CORD BRACKET	
	30810004	FUSE (TIME LAG)	T6.3A 250V
	30810005	FUSE (FAST BLOW)	13A 250V 65M
	10520001	DC FAN	AD0812HB - A70GL(0.25mA)
	31110027	POWER TRANSFORMER	PL602(NEW)
<b>MECHANICAL</b>			
	16330005	MAIN CHASSIS	EGI.T=1.6,430X379X86.5
	16320007	TOP COVER	EGI.T=1.6,433.5X381X12
	16390016	V/R BRACKET	EGI.T=2.0,159 5X27.5
	16340013	BACK CHASSIS	EGI,T=1.6,85X427X14
	16390000	FAN BRACKET	EGI.T=1.6,11X10X80
	16390001	TRANS BRACKET	EGI.T=2.0,21X24.5X148
	16390002	TRIAC PCB BRACKET	EGI.T=1.6,12X12X26
	16390003	MAIN PCB BRACKET	EGI.T=1.6,17X43X27.8
	16300006	FRONT PANEL	AL EXT,485X88X3.0T
	31701021	CONTROL KNOB	ABS,BLACK, DIA24X13
	16380005	HEAT SINK(MAIN)	AL EXTRUDE,310X84X46
	16380006	TRAIC HEAT SINK	AL EXTRUDE,
	10500003	RUBBER SUPPORT	RUBBER,%24X%17X27
	10620003	FIBER(A)	FIBER, 0.5tX280X50

PL602

Reference Designator	Part Number	Description	Specification
	10520002	RUBBER SPONGE	RUBBER,80X10X5t
	10500002	RUBBER FOOT	RUBBER.BLACK,%23X17
	10630003	THERMISTOR CAP	BRONZE.T=0.4,16X8X4.5
	30001032	MACHINE SCREW	PH(+)M3X8
	30001033	MACHINE SCREW	PMSP(+)3X12
	30001034	MACHINE SCREW	PMP(+)M3X6
	30001035	MACHINE SCREW	PH(+)M3X16
	30001036	MACHINE SCREW	PH(+)M4X10
	30001037	MACHINE SCREW	PH(+)M4X12
	30001038	TAPPING SCREW	PH(+)3X8 T2
	30001039	TAPPING SCREW	FH(+)4X8 T2
	30001040	TAPPING SCREW	PH(+)4X8 T2
	30001041	TAPPING SCREW	TH(+)4X15T2
	11900008	PLAIN WASHER	DIA4
	11930000	SPRING WASHER	DIA4
	11930001	SPRING WASHER	DIA3
	11190008	IN TOOTH LOCK WASHER	DIA4
	11330001	NUT	M3
	11330003	NUT	M4
	12100078	CARTON BOX	DW-2, 580X550X190(OUTSIDE)
	12001017	PACKING(TOP)	STYROFOAM,520X480X93
	12001018	PACKING(BOTTOM)	STYROFOAM,520X420X85
	12030004	POLY BAG(SET)	P.E SHEET,T=1.0 , 1200X650
	12001019	PACKING	STYROFOAM ,520X170X25t
	60041007	OWNERS MANUAL	BOOK

**PL1204**

Reference Designator	Part Number	Description	Specification
<b>MAIN AMP (L/R)</b>			
PL1204 MAIN AMP (L/R)	N/A	P.C.B.	284X95X1.6T CEM-1
U301, 401	30400000	I.C.	NJM 4558DD
Q310, 312, 410, 412	30320003	Transistor NPN	2SC 3856 Y
Q309, 311, 409, 411	30320002	Transistor NPN	2SA 1492 Y
Q308, 408	30310007	Transistor NPN	2SC 4381Y
Q307, 407	30310006	Transistor NPN	2SA 1667 Y
Q415, 417	30300023	Transistor NPN	KTA 1023 Y
Q305, 405, 416	30300022	Transistor NPN	KTC 1027 Y
Q303, 403	30300021	Transistor NPN	KTA 1268 GR
Q306, 406	30300024	Transistor NPN	KTC 3198 Y
Q304, 404	30300020	Transistor NPN	KTC 2238 AY
Q313, 413	30300019	Transistor NPN	KTC 3200 GR
Q301, 302, 401, 402, 414	30330005	Transistor FET	2SK 30 A GR
Q319, 419	10630002	S. B. S	MBS 4991
Q318, 418	10640000	TRIAC	M1661S
D301, 304, 310, 311, 313	31514148	DIODE (SW)	1N4148
D314, 401, 404, 410-414	31514148	DIODE (SW)	1N4148
D302, 303, 402, 403	31521001	DIODE (Z)	15V 1W
D304, 405	31520002	DIODE (Z)	12V 0.5W
D415	31570010	L. E. D	KLR 124 L
TH401	10610001	THERMISTOR	150K OHM LUG TYPE
R361, 461	30105079	Resistor CF	10 OHM 1/4W J
R333, 433	30105080	Resistor CF	330 OHM 1/4W F
R443	30110010	Resistor CF	1K OHM 1/2W J
R321, 322, 421, 422	30115004	Resistor MO	3.3K OHM 1W J
R341, 441	30120006	Resistor MO	4.7 OHM 2W J
R337-340, 437-440	30135003	Resistor CEMENT	0.22 OHM 5W J
C327, 427, 429	30210033	Capacitor ELE	0.22UF 50V
C311, 312, 411, 412	30210040	Capacitor ELE	33UF 16V
C318, 418	30210041	Capacitor ELE	47UF 50V
C303, 306, 308, 403, 406,	30210042	Capacitor ELE	10UF 50V
C408, 430	30210042	Capacitor ELE	10UF 50V
C332, 333, 432, 433	30210043	Capacitor ELE	47UF 25V
C428	30210044	Capacitor ELE	1UF 50V
C314, 414	30210022	Capacitor ELE	22UF 16V
C304, 404	30210030	Capacitor ELE	2.2UF 50V
C317, 417	30200023	Capacitor Ceramic	CH 22PF 100V J
C301, 302, 401, 402	30200024	Capacitor Ceramic	CH 100PF 100V J
C315, 415	30200025	Capacitor Ceramic	CH 120PF 100V J
C305, 405	30200026	Capacitor Ceramic	CH 150PF 100V J
C309, 323, 324, 409, 423,	30200027	Capacitor Ceramic	CH 220PF 100V J
C424, 322	30200027	Capacitor Ceramic	CH 220PF 100V J
C307, 316, 407, 146	30200028	Capacitor Ceramic	102 PF 100V J
C310, 313, 326, 410, 413,426	30230014	Capacitor MYLAP	M104 100V J
C325, 425	30230015	Capacitor MYLAP	M473 100V J
L301, 401	31160001	INDUCTOR COIL	2.2UH
	30490002	IC SOCKET	8 PIN

**PL1204**

Reference Designator	Part Number	Description	Specification
<b>Power Supply (L/R)</b>			
PL1204 POWER	N/A	P.C.B.	PL250( 94 x 147 x 1.6t CEM-1 )
IC601	30430008	I.C	KIA 7815
D503-510	31540009	DIODE (R)	6A20
D502	31514001	DIODE (R)	1N 4001
D601	31514148	DIODE (SW)	1N 4148
D603	31500007	DIODE (B)	KBL102
D501	31570006	L.E.D	KLG 124L
C501, 601	30210045	Capacitor ELE	22 UF 16V
C603	30210046	Capacitor ELE	47 UF 16V
C605	30210047	Capacitor ELE	1000 UF 25V
C504-507	30210048	Capacitor ELE	4700uF/75V (25 o)
C502, 503, 602, 604	30230014	Capacitor MYLAR	104 100V J
C508, 509	30200029	Capacitor Ceramic	103 400V J
Q602, 603	30300019	T R	KTC 3200GR
Q501	30300022	T R	KTC 1027Y
Q605, 607-609	30300025	T R	KTA 1266Y
Q604	30300026	T R	KTA 1276Y
R601	30105077	Resistor CF	33 OHM 1/4W J
	30890004	FUSE CLIP	6S
	30890005	FUSE CLIP	5P
	30800005	FUSE ( FAST BLOW)	1A 250V 51M
	30800006	FUSE ( FAST BLOW)	15A 250V 65M
<b>V/R</b>			
PL1204 V/R	N/A	P.C. BOARD	194 X 58 X 1.6T FR-1
VR1-VR4	30710016	ROUND VOLUME	09VB S20 A103 A10k
Q201-204	30300000	T R	C3198 GR
D205, 206	31570007	L.E.D.	KLA 114L
D101, 103, 104	31570008	L.E.D.	KLK 114L
D102, 105, 201-204	31570009	L.E.D.	KLR 114L
R202, 203, 402, 403	30105078	Resistor CF	1K OHM 1/4W J
C201, 202, 401, 402	30210030	ELE	2.2 / 50 V
<b>Input Jack (L/R)</b>			
PL1204 INPUT JACK	N/A	P.C.B.	67 X 59 X 1.6T FR-1
X101, 102	31000003	XLR JACK	X902 - 03
P101, 102	31050008	PHONE JACK	N112 BPC or APC
SW1	31420002	SLIDE SWITCH	KSA-2222
C103, 106-108	30210011	Capacitor ELE	4.7 UF 50 V
C101, 102, 104, 105	30210045	Capacitor ELE	22 UF 16 V
<b>TRIAC</b>			
SPA-550 TRIAC	N/A	P. C. BOARD	79 X 69 X 1.6T CEM-1
	10640002	TRIAC	BTA41-600B
R902	30115005	Resistor MO	47 OHM 1W J
R903, 904	30150006	Resistor CEMENT	600 OHM 10W J
R903, 904	30150003	Resistor CEMENT	300 OHM 10W J
PT901	10640003	PHOTO TRIAC	TLP561G
ZD901	31521004	DIODE(Z)	1N4732(4.7V) 1W
C901	30210018	Capacitor ELE	100uF 16V
R901	30105009	Resistor CF	2.2 KOHM 1/4W J
D901	31514001	DIODE(R)	1N4001
C902	30310024	Capacitor ELE	47uF 16V

## PL1204

Reference Designator	Part Number	Description	Specification
THS901	31480000	THERMAL SW	105C OFF TYPE
R901	30105013	Resistor CF	390 OHM 1/4W J
<b>Chassis</b>			
	31440002	POWER SWITCH	H 8660VB
	30890006	FUSE HOLDER	D 0345 RA (T6.3A FUSE ADAPTER)
	16390004	POWER CORD BRAKET	
	30810005	FUSE	10A 250V 65M
	30810004	FUSE, TIME LAG	6.3A 250V 5T
	10520001	DC FAN	AD0812HB - A70GL
	31110029	POWER TRANSFORMER	PL1204
CSA	31200007	POWER CORD	KKP30 SVT 18
	31200008	POWER CORD	KKP4819D SVT 18
SAA	31200009	POWER CORD	KKP - 550A
UK	31200010	POWER CORD	GS-302-75 3C/0.75mm 6FT
VDE/SFDN	31200011	POWER CORD	KKP - 4819D
SWISS	31200012	POWER CORD	LP37 HO3VV - F3C/0.75mm 6FT
JIS	31200013	POWER CORD	LP12SPT - 2 2C/18AWG 6FT
UL	31200014	POWER CORD	KKP - 30A
	31200015	POWER CORD	KKP - 30B
VDE/SFDN/CENE/SWISS/ SAA/UK	31210004	CORD STOPPER	SR - 6W - 1
JIS/KEMA	31210005	CORD STOPPER	SR - 4N - 4
CSA	31210006	CORD STOPPER	SR - 6N3 - 4
UL	31210007	CORD STOPPER	SR - 5N - 4
	31030002	BANANA JACK	WTN-1047