

FENDER

Amplifiers currently produced in Corona, CA (U.S.), Mexico, Japan, Tianjin (China), and Korea. Distributed by the Fender Musical Instruments Corporation of Scottsdale, AZ. The Fender trademark established circa 1946 in Fullerton, CA.

Clarence Leonidas Fender was born in 1909, and raised in Fullerton, California. As a teenager he developed an interest in electronics, and soon was building and repairing radios for fellow classmates. After high school, Leo Fender became a bookkeeper for employment while he still did radio repair at home. After holding a series of jobs, Fender opened up a full scale radio repair shop in 1939. In addition to service work, Leo's Fender Radio Service store soon became a general electronics retail outlet. However, the forerunner to the Fender Electric Instruments company was a smaller two-man operation that was originally started as the K&F company in 1945. Leo Fender began building small amplifiers and electric lap steels with his partner, Clayton Orr "Doc" Kaufman. Leo and Doc produced their first amplifier and steel guitar in 1945. Kauffman left K&F in early 1946 and Leo Fender took over. Leo then formed the Fender Electric Instrument Company in 1946, located on South Pomona Avenue in Fullerton, California. By 1947, Fender introduced the Model 26 guitar amp and shortly thereafter came the Super. In 1948, the new Fender amps featured a new cabinet construction. The Champion student amplifier was also introduced at this time. With all the increase demand, Fender had not choice but to move to a new building.

Soon Fender's inventive genius began designing new models through the early 1950s and early 1960s. The Fender Bassman Amp was unveiled in 1951, which paved way to an entire line of tweed amplifiers. In 1952, the Twin Amplifier was introduced that consisted of two 12 in. speakers and became the top model of the line. With the success of this line, Fender was forced to move again in 1953. In 1955, Fender developed an amp using the new effect of tremolo that they named the Tremolux. Fender also had a tendency to introduce guitars with corresponding amplifiers. One example was in 1958, the Jazzmaster was released along with the Vibrasonic amp, which was truly an entirely new design. It featured a front facing control panel and its covering was made by the General Tire & Rubber Company. This allowed for these amps to take a lot of abuse and not a lot of wear. The Reverb Unit, Twin Reverb, and the Showman debuted in the early '60s.

By 1964, Fender's line of products included electric guitars, basses, steel guitars, effects units, acoustic guitars, electric pianos, and a variety of accessories. However, Leo's faltering health in the mid-1960s prompted him to put the company up for sale. It was first offered to Don Randall, the head of Fender Sales, for a million and a half dollars. Randall opened negotiations with the Baldwin Piano & Organ company, but when those negotiations fell through, Fender offered it to the conglomerate CBS (who was looking to diversify the company holdings). Fender (FEIC) was purchased by CBS in December of 1964 for thirteen million dollars. Leo Fender was kept on as a special consultant for five years, and then left when then contract was up in 1970. Due to a ten year no compete clause, the next Leo Fender designed guitars or amplifiers did not show up in the music industry until 1976 (Music Man).

While Fender was just another division of CBS, a number of key figures left the company. Forrest White, the production manager, left in 1967 after a dispute in producing solid-state amplifiers. Don Randall left in 1969, because he was not impressed with corporate life. George Fullerton, one of the people involved with the Stratocaster design, left in 1970. Many people seem to think that quality dropped drastically the day CBS took over. Dale Hyatt, another veteran of the early Fender days, figured that the quality on the products stayed relatively stable until around 1968 (Hyatt left in 1972). But a number of cost-cutting strategies, and attempts to produce more products had a deteriorating effect. This reputation leads right to the classic phrase heard at vintage guitar shows, "Is the amp pre-CBS?"

In the early 1980s, the Fender guitar empire began to crumble. Many cost-cutting factors and management problems forced CBS to try various last ditch efforts to salvage the instrument line. In March of 1982, Fender (with CBS' blessing) negotiated with Kanda Shokai and Yamano Music to establish Fender Japan. After discussions with Tokai (who built a great Fender Strat replica, among other nice guitars), Kawai, and others, Fender finally chose Fuji Gen Gakki (based in Matsumoto, about 130 miles northwest of Tokyo). In 1983, the Squier series was built in Japan, earmarked for European distribution. The Squier trademark came from a string-making company in Michigan (V.C. Squier) that CBS had acquired in 1965.

HISTORY: 1984-PRESENT

DATING FENDER AMPLIFIERS

DATE CODES ON TRANSFORMERS

DATE CODES ON TUBE CHARTS

MODEL NUMBERS & TUBE SCHEMATICS

ELECTRIC TUBE AMPS: OVERVIEW

ELECTRIC TUBE AMPS: BANDMASTER SERIES

ELECTRIC TUBE AMPS: BASSMAN SERIES

ELECTRIC TUBE AMPS: BLUES/HOT ROD SERIES

ELECTRIC TUBE AMPS: BRONCO SERIES

ELECTRIC TUBE AMPS: CHAMP/CHAMPION SERIES

[ELECTRIC TUBE AMPS: CONCERT SERIES](#)

[ELECTRIC TUBE AMPS: DELUXE SERIES](#)

[ELECTRIC TUBE AMPS: HARVARD SERIES](#)

[ELECTRIC TUBE AMPS: PRINCETON SERIES](#)

[ELECTRIC TUBE AMPS: PRO SERIES](#)

[ELECTRIC TUBE AMPS: PRO-TUBE SERIES](#)

[ELECTRIC TUBE AMPS: SHOWMAN SERIES](#)

[ELECTRIC TUBE AMPS: SUPER SERIES](#)

[ELECTRIC TUBE AMPS: TREMOLUX SERIES](#)

[ELECTRIC TUBE AMPS: TWIN SERIES](#)

[ELECTRIC TUBE AMPS: VIBRASONIC/VIBROSONIC SERIES](#)

[ELECTRIC TUBE AMPS: VIBROLUX SERIES](#)

[ELECTRIC TUBE AMPS: VIBROVERB SERIES](#)

[ELECTRIC TUBE AMPS: VINTAGE REISSUE SERIES](#)

[ELECTRIC TUBE AMPS: MISC. TUBE SERIES](#)

[ELECTRIC TUBE AMPS: CUSTOM SHOP SERIES](#)

[ELECTRIC SS AMPLIFIERS: FIRST SERIES \(1966-1971\)](#)

[ELECTRIC SS AMPLIFIERS: ZODIAC SERIES](#)

[ELECTRIC SS AMPLIFIERS: SECOND SERIES \(1981-1987\)](#)

[ELECTRIC SS AMPLIFIERS: SIDEKICK SERIES \(1983-1992\)](#)

[ELECTRIC SS AMPLIFIERS: THIRD/STANDARD SERIES \(1988-2001\)](#)

[ELECTRIC SS AMPLIFIERS: M-80, RAD, HOT, & JAM SERIES](#)

[ELECTRIC SS AMPLIFIERS: AUTOMATIC SERIES](#)

[ELECTRIC SS AMPLIFIERS: CYBER-TWIN SERIES](#)

[ELECTRIC SS AMPLIFIERS: DYNA-TOUCH SERIES \(1999-2006\)](#)

[ELECTRIC SS AMPLIFIERS: FM SERIES](#)

[ELECTRIC SS AMPLIFIERS: FRONTMAN SERIES](#)

[ELECTRIC SS AMPLIFIERS: MH \(METALHEAD\) SERIES](#)

[ELECTRIC SS AMPLIFIERS: MISC. MODELS](#)

[BASS SS AMPLIFIERS: BASSMAN SERIES \(CURRENT MFG.\)](#)

[BASS SS AMPLIFIERS: BXR SERIES](#)

[BASS SS AMPLIFIERS: MISC. MODELS](#)

[BASS SS AMPLIFIERS: PRO SERIES](#)

[BASS SS AMPLIFIERS: RUMBLE BASS SERIES](#)

[HYBRID AMPLIFIERS: CHAMP & PERFORMER SERIES](#)

[HYBRID AMPLIFIERS: CYBER TWIN SERIES](#)

[HYBRID AMPLIFIERS: BASSMAN SERIES](#)

[HYBRID AMPLIFIERS: ROC-PRO SERIES](#)

[ACOUSTIC AMPLIFIERS: ACOUSTASONIC SERIES](#)

[KEYBOARD SS AMPLIFIERS: KXR SERIES](#)

[SPEAKER CABINETS](#)

HISTORY: 1984-PRESENT

In 1984, CBS decided to sell Fender. Offers came in from IMC (Hondo, Charvel/Jackson) and the Kaman Music Corporation (Ovation). Finally, CBS sold Fender to an investment group led by William "Bill" Schultz in March for twelve and a half million dollars. This investment group formally became the Fender Musical Instruments Corporation (FMIC). As the sale did not include production facilities, USA guitar and amplifier production ceased for most of 1985. It has been estimated that 80% of the amplifiers sold between late 1984 and mid 1986 were made in Japan. Many other amplifiers were from leftover stock. Soon after, a new factory was built in Corona, California, and USA production was restored in 1986.

In 1990, the Fender (FMIC) company built an assembly facility in Mexico to offset rising costs of Asian production due to the weakening of the American dollar in the international market. Fender also experimented with production based in India from 1989 to 1990. The Fender (FMIC) company currently manufactures instruments in China, Japan, Korea, Mexico, and the U.S. By the early 1990s, Fender had regained their status as one of the top guitar and amplifier manufacturers in the country. Much of this can be attributed to Bill Schultz's aggressive and effective business and production decisions. Fender was one of the first companies to introduce minimum advertised pricing (MAP), which is the lowest price that any dealer advertising Fender products

can advertise at. Fender also started expanding their line by buying Sunn Amplifiers in the late 1980s. Many Fender bass amplifiers currently produced today still utilize the Sunn circuitry.

In August of 2002, Fender expanded its power once again by buying the Gretsch company. This buy-out went into effect January 1, 2003. In 2003, Fender acquired the rights to SWR Amplifiers. In 2005, Fender expanded their vast line once again by acquiring Tacoma/Olympia/Orpheum. Fender's line now includes Fender, Squier, Gretsch, Guild, Benedetto, Jackson, Charvel, Tacoma, Olympia, Orpheum, Sunn, and SWR. Bill Schultz also stepped down as CEO of FMIC and Bill Mendello stepped into the position. Schultz remained the Chairman of the Board. On September 21, 2006, Bill Schultz passed away in his Arizona home. (Source for earlier Fender history: Richard R. Smith, *Fender: The Sound Heard 'Round the World*.)

DATING FENDER AMPLIFIERS

When trying to determine the date of an amplifier's production, it is useful to know a few things about feature changes that have occurred over the years. Serialization on Fender amps is not a reliable way to date them as records of these were not kept until 1994. The following information may help you to determine the approximate date of manufacture of a Fender amplifier by visual observation, without having to handle (or disassemble) the instrument for serial number verification. Check a number of these procedures together to try to get the right year. Sometimes parts weren't used for a time and the amps are actually newer than the dates on certain procedures may indicate.

1946-1948: Several variations including uncovered wood cabinets, early tweed variants, and gray.

1948-1953 TV Front: Vertical or diagonal tweed (some two-tone brown) covering with a brown speaker grille that looks like the front of the TV.

1953-1954/1955 Wide Panel: Diagonal Tweed covering with a brown grille (no stripes) and wide panels above and below the speaker grille.

1954/1955-1959/1960 Narrow Panel: Tweed covering with a brown striped grille and a narrow panel front where the grille is larger than earlier models.

1957: Fender introduced the use of treble, bass, middle, and presence controls.

1959/1960-1963/1964 Brownface: Brown or white Tolex covering with white, brown, or Oxblood red grilles and a front facing brown control panel.

1963/1964-1967 Blackface: Black Tolex covering with a brown/silver grille and a front facing black control panel.

1967/1968-1980 Silverface: Black Tolex covering with a silver/blue grille and a front facing silver control panel.

1976: Introduction of the Master Volume control/feature.

1980/1981-1982 New Blackface: A black control panel was re-introduced again with slight changes from the 1960s Blackface models,

DATE CODES ON TRANSFORMERS

The power transformer inside Fender amps can also be used to date the model. NOTE: If the transformer has been replaced it will not represent the actual year the amp was built (the transformer needs to be original to use this system). Also keep in mind that transformers were often bought in large quantities, and they often sat on the shelf for a period of six months to one year (or longer). This means a transformer dated 1964 might really be used in an amp that is a 1965 or 1966 model.

On transformers there is an EIA number that always starts with 606 and is followed by three or four additional digits. Similar to speaker and pot date codes, the first digit (for three additional numbers) or first two digits (for four additional numbers) indicates the year of production. The last two digits indicate the week of the year of production. Examples: 606-4-21 is a transformer produced in the 21st week of 1964. 606-66-36 is a transformer produced in the 36th week of 1966.

DATE CODES ON TUBE CHARTS

On Fender Amplifiers made after 1953, there is a date code stamped onto their tube charts. These charts are found on the inside cabinet of combo models, and on the amp head of piggy-back models. This date code is rubber stamped in ink, and consists of two, small letters. The first letter stands for the year, and the second letter indicates the month of manufacture. The procedure can be found by this chart:

A - 1951/January
B - 1952/February
C - 1953/March
D - 1954/April
E - 1955/May
F - 1956/June
G - 1957/July
H - 1958/August
I - 1959/September
J - 1960/October
K - 1961/November
L - 1962/December
M - 1963
N - 1964
O - 1965
P - 1966

Q - 1967

R - 1968

S - 1969

This code starts on January 1951, even though it was not introduced/used until 1953.

Here are some examples of what Fender tube charts look like. The Super Reverb has a date code of QH, which means it was produced August of 1967. The other two tube charts are from later models (Silverface's). Production dates on tube charts was discontinued around 1969 or 1970.

Fender started using a date code again in 1990 that was very similar to the one used in the 1960s and 70s. The code is located on the black and silver QA (Quality Assurance) sticker on the back of the amp. Among all the lines/numbers on this sticker, the last two letters indicate the date - the first letter indicating the year and the second letter indicating the month. Here is a chart for these amplifiers:

A - 1990/January

B - 1991/February

C - 1992/March

D - 1993/April

E - 1994/May

F - 1995/June

G - 1996/July

H - 1997/August

I - 1998/September

J - 1999/October

K - 2000/November

L - 2001/December

M - 2002

N - 2003

O - 2004

P - 2005

Q - 2006

R - 2007

S - 2008

MODEL NUMBERS & TUBE SCHEMATICS

Along with the tube chart that is supposed to be on the inside of every Fender tube amp, there is a model number that tells a lot about what the amp is. Fender started using this model number as the tube schematic and circuit date of the amp. Fender would change the chassis of their amplifier from time to time but the average person could not tell the difference. This can also work as a dating tool as well as figuring out what specific chassis your amp may be. Fender used two different variations of this system. The first that was introduced in 1951 consisted of the number 5 or 6, a letter, and another digit or two (i.e. 5G13). The first number indicates the decade that the specific chassis was used (5 for 1950s and 6 for 1960s). The letter indicates the variation of the chassis (this started with A and went up alphabetically, however if an amp was introduced in the late 1950s, the letter would be the specific letter being used at that time). The final number indicated the model name. Each model that Fender introduced in the 1950s had a specific number and here is a table to code:

1 - Champ

2 - Princeton

3 - Deluxe

4 - Super

5 - Pro

6 - Bassman

7 - Bandmaster

8 - Twin

9 - Tremolux

10 - Harvard

11 - Vibrolux

12 - Concert

13 - Vibrasonic

14 - Showman

The way this numbering system worked is Fender made chassis' numerically and each chassis they made was the next number in the series. This means the Champ was their first amp when they went to this system. An example is: (5E6 would be a 1950s variation E Bassman, 6G11 would be a 1960s variation G Vibrolux).

When Blackface was introduced (circa mid 1963), they went to a new system. This system had two letters (typically AA, AB, or AC, followed by three or four digits). The AA referred to the variation of the chassis. AA was the original and when they were changed or altered it would be AB followed by AC, etc. The next number or two was strictly the number for the amp (several numbers were the same on different amps). The last two numbers were the last two numbers of the year. For instance AA763 was the first variation of (what amp?!) the Pro, Super Reverb, Concert, Deluxe, or Deluxe Reverb, that was introduced in 1963. The only problem with this system is you don't know what model it is by looking at it. This system lasted until the early 1970s when model numbers were discontinued.

The model numbering is used mainly for schematics and matching. Since the tube date chart is easier to use and gives you a

more specific date it makes more sense to use that. This is why it is so important to have that tube chart still on the inside of your prized blackface!

ELECTRIC TUBE AMPS: OVERVIEW

Fender amplifiers are what started Leo's business. The first amplifier was a simple tube amp with a small speaker. To this date, there are literally hundreds of different amplifiers, including many tube amps. Throughout the years there have been many variations in the different series of Fender amps. Most amp gurus know what a Blackface is from a Silverface and so on. For everyone else, here's a brief overview. The first Fender amps (excluding oddballs) were the wood cabinets, dubbed "woodies," which had a metal bar over the grille. Later on in the late 1940s and early 1950s, the covering was changed to a vinyl and the look of the amps were known as TV front, since they looked like a TV set of that era. Around 1952-53 Tweed amplifiers were introduced, first as wide panels. This meant the top and bottom panels on the amplifiers were wider (than a narrow model in the late 1950s). The late '50s had the look of the narrow panel. Wide panel and narrow panel can be compared and a difference noticed. Tolex is a covering that was introduced around 1959 on some amps and by 1961 was standard on almost all Fenders. A tolex amp featured some of the most extreme changes that Fender has ever done. Amps were now in a tolex covering, had a front mounted control panel, and looked completely different than any Fender amp before. Brownface was the first tolex amp. This meant that the control panel (face) was a brown in color and the actual covering was either a white, cream, or brown. 1964 brought the most popular amps for Fender, the Blackface look. The control panel was then black with black tolex covering, and a silver grille. These were only made for about five years and are the most desirable among collectors. In or around 1968 Silverface was phased in (right after CBS took over, what a coincidence), and this lasted up until 1980. Features on these models had a silver control panel on black tolex and a silver/blue grille. These amps were practically the same as Blackface in schematics, but not nearly as desirable to collectors (In fact we had a tough time finding someone with a Silverface collection!). During the limbo years of the '80s, Blackface was introduced again to try and revive Fender, but to little or no avail. After many other experiments, the '90s brought Blackface in with vigor. Now all Fender amplifiers are Blackface once again. Even you know what a Silverface is from a Blackface now!

ELECTRIC TUBE AMPS: BANDMASTER SERIES

BANDMASTER (TV FRONT)

- 15W, 1-15 in. Jensen, tube chassis: 2 X 6SJ7, 6SN7 or 6SL7, 2 X 6L6, top control panel, two pointer knobs (v, tone), early tweed covering, cloth grille, mfg. 1952 only.

Grading	100%	Excellent	Average
	N/A	\$3,000 - 3,500	\$2,000 - 2,500

This model would be almost identical to the Bassman of the same time. It is extremely rare, and there are doubts that it actually exists.

BANDMASTER (WIDE PANEL, 1-15 IN. SPEAKER)

- 15W, 1-15 in. Jensen speakers, tube chassis: 2 X 6SJ7, 6SN7, or 6SL7, 2 X 6L6, top chrome control panel, two black pointer knobs (v, tone), diagonal tweed covering, brown cloth grille, mfg. 1952-54.

Grading	100%	Excellent	Average
	N/A	\$4,500 - 6,000	\$3,000 - 4,000

In 1954, model 5D7 replaced the model 5C7 with 12AY7 and 12AX7 tubes.

BANDMASTER (NARROW PANEL, 3-10 IN. SPEAKERS)

- 15W, 3-10 in. Jensen speakers, tube chassis: preamp: 12AY7, 12AX7, power: 2 X 6L6G, 5U4G rectifier, top control panel, five pointer knobs, (Mic v, Inst v, t, b, p), diagonal tweed covering, brown tweed-era grille, mfg. 1954-1960.



Fender Bandmaster (Narrow Panel)
courtesy Dave Rogers



Fender Bandmaster (Narrow Panel)
courtesy Dave Rogers

Grading	100%	Excellent	Average
1954-1956	N/A	\$7,000 - 9,000	\$5,000 - 6,000
1957-1960	N/A	\$8,500 - 11,000	\$6,000 - 7,000

This model is known as the 5E7.

BANDMASTER (BROWNFACE)

- 30W, 3-10 in. Jensen speakers, vibrato, tube chassis, preamp: 5 X 7025, power: 2 X 6L6GC, silicon rectifier, two channels, vibrato, front brownface control panel, nine brown knobs (Norm: b, t, v, Vibr: b, t, v, s, i, Both, p), brown tolex covering, brown tweed-era grille, mfg. 1960-61.

Grading	100%	Excellent	Average
	N/A	\$5,000 - 7,500	\$3,000 - 4,000

This model is known as the 6G7. The 1960 version has controls in reverse order. This model has virtually the identical chassis to the Concert, Pro, and Vibrasonic.

BANDMASTER (PIGGYBACK BROWNFACE)

- 40W, 1-12 or 2-12 in. speakers in a separate cabinet, tubes: 4 X 7025, 2 X 12AX7, 2 X 5881, silicon rectifiers, two channels, vibrato, brownface control panel, nine brown or cream knobs, (Norm: v, b, t, Vibrato: v, b, t, s, i, Both: p), cream tolex covering, maroon grille, mfg. 1961-64.



Fender Bandmaster (Piggy-back)
courtesy Dave Rogers



Fender Bandmaster (Piggy-back)
courtesy Dave Rogers

Grading	100%	Excellent	Average
1961 Head & 1-12 in. Cab	N/A	\$1,800 - 2,200	\$1,200 - 1,500
1962-1964 Head & 2-12 in. Cab	N/A	\$1,600 - 2,400	\$1,000 - 1,300
1961-1964 Head Only	N/A	\$950 - 1,250	\$500 - 650
1961-1964 Cab Only	N/A	\$600 - 850	\$375 - 450

Known as models 6G7-A and AA763. In late 1962, the 2-12 in. cabinet was introduced.

BANDMASTER (PIGGYBACK BLACKFACE)

- 40W, 1-12 or 2-12 in. speakers in a separate cabinet, tubes: 4 X 7025, 2 X 12AX7, 2 X 5881, silicon rectifiers, two channels, vibrato, blackface control panel, nine black knobs, (Norm: v, b, t, Vibrato: v, b, t, s, i, Both: p), black tolex covering, silver grille, mfg. 1965-67.

Grading	100%	Excellent	Average
	N/A	\$1,400 - 1,750	\$850 - 1,100
Head Only	N/A	\$650 - 800	\$425 - 500
Cab Only	N/A	\$550 - 650	\$325 - 400


This model is known as the AA763.

BANDMASTER (PIGGYBACK SILVERFACE)

- 40W, 2-12 in. speakers in a separate cab, tube chassis preamp: 2 X 7025, 12AX7, 12AT7, power: 2 X 6L6GC, silicon rectifiers, two channels, vibrato, silverface control panel, eight silver top knobs, (Norm: v, b, t, Vibrato: v, b, t, s, i), black tolex covering, silver grille, mfg. 1968-1974.



Fender Bandmaster
courtesy Savage Audio



Fender Bandmaster
courtesy Savage Audio

Grading	100%	Excellent	Average
1968-1970 Head & Cab	N/A	\$900 - 1,100	\$550 - 700
1971-1974 Head & Cab	N/A	\$750 - 900	\$425 - 500
1968-1970 Head Only	N/A	\$425 - 500	\$250 - 300
1971-1974 Head Only	N/A	\$350 - 425	\$200 - 250
Cab Only	N/A	\$325 - 400	\$150 - 200

Models include AA 568 and AA 1069. In 1970, output was increased to 45W.

Bandmaster Reverb (Piggyback Silverface)

- similar to Silverface Bandmaster, except has 45W output, tubes: 3 X 7025, 2 X 12AT7, 12AX7, 2 X 6L6GC, rectifier 5U4GB, ten silver knobs, and an added bright switch, mfg. 1970-1981.



Fender Bandmaster Reverb
courtesy George McGuire



Fender Bandmaster
courtesy Savage Audio

Grading	100%	Excellent	Average
1970-1975 Head & Cab	N/A	\$850 - 1,050	\$525 - 600
1976-1981 Head & Cab	N/A	\$750 - 900	\$425 - 500
1970-1975 Head Only	N/A	\$425 - 500	\$250 - 300
1976-1981 Head Only	N/A	\$350 - 425	\$200 - 250
Cab Only	N/A	\$275 - 325	\$150 - 200

In 1976, underlining in name plate is removed, and a master volume switch with distortion switch is added. Speakers are mounted diagonally as well. In 1981, output is raised to 70W.

ELECTRIC TUBE AMPS: BASSMAN SERIES

BASSMAN (T.V. FRONT)

- 26W, 1-15 in. Jensen speaker, tube chassis, preamp: 2 X 6SJ7, 6SL7, power: 2 X 6L6, top chrome control panel, two pointer knobs (v, tone), closed back with circle ports, chassis is on the bottom of the cabinet, early tweed covering, cloth grill, mfg. 1951-52.

Grading	100%	Excellent	Average
	N/A	\$3,000 - 4,000	\$2,000 - 2,500

BASSMAN (WIDE PANEL)

- 26W, 1-15 in. Jensen speaker, tube chassis, preamp: 2 X 6SJ7, 6SL7, power: 2 X 6L6, top chrome control panel, two pointer knobs (v, tone), closed back with circle ports, chassis is on the bottom of the cabinet, wide panel tweed covering, brown grille, mfg. 1952-54.

Grading	100%	Excellent	Average
	N/A	\$3,500 - 5,000	\$2,200 - 2,600

BASSMAN (NARROW PANEL)

- 50W, 4-10 in. Jensen P-10R speakers, tube chassis, preamp: 12AY7, 2 X 12AX7, power: 2 X 6L6G, rectifiers: 2 X 5U4G, top chrome control panel, four pointer knobs (v, b, t, p), diagonal tweed covering, brown tweed-era grille, mfg. 1954-1961.



Fender Bassman SF6-A
courtesy solidbodyguitar.com, Inc.



Fender Bassman SF6-A
courtesy solidbodyguitar.com, Inc.

Grading	100%	Excellent	Average
1954-1956	N/A	\$7,000 - 9,000	\$5,000 - 6,000
1957-1961	N/A	\$8,500 - 11,000	\$6,000 - 7,000

Especially clean models may command a premium. Model 5E6 was used until 1955 when the 5F6 was introduced, which had four inputs, a middle control knob, and a single rectifier. In 1958 the 5F6-A was introduced and the GZ34 rectifier was replaced and an added "swamper resistor" was added.

BASSMAN (BROWNFACE)

- 50W, 1-12 in. Jensen speaker in a separate cabinet, tube chassis: preamp: 4 X 7025, power: 2 X 5881, GZ34 rectifier, two channels, brownface control panel, seven brown knobs (Ch. 1: v, t, b; Ch 2: v, t, b, Both: p), cream tolex covering, maroon grille, mfg. 1961-64.

Grading	100%	Excellent	Average
1961 Head & 1-12 in. Cab	N/A	\$2,300 - 3,000	\$1,200 - 1,500
1962-1964 Head & 2-12 in. Cab	N/A	\$2,000 - 2,500	\$1,000 - 1,250
1961 Head Only	N/A	\$1,500 - 1,900	\$900 - 1,100

1962-1964 Head Only	N/A	\$1,000 - 1,250	\$500 - 650
Cab Only	N/A	\$750 - 900	\$450 - 550

Add \$150-200 for GZ34 rectifier model.

The 1-12 in.cabinet was model 6G6. In 1962, the 2-12 in.cabinet is introduced (Model 6G6-A). Around 1962, a solid-state rectifier was introduced. Tubes in later models may be different, and include preamp: 3 X 7025, 12AT7, and power: 2 X 6L6GC. Silicon rectifiers were also used. In 1964, the presence switch was replaced by a bright switch (Model AA864).

BASSMAN (BLACKFACE)

- 50W, 2-12 in. Jensen speakers, tube chassis, preamp: 3 X 7025, 12AT7, power: 6L6GC, GZ34 rectifier, two channels, blackface control panel, dual inputs, six silver knobs (Ch. 1: v, t, b; Ch. 2: v, t, b), black tolex covering, silver grille, mfg. 1964-68.



Fender Bassman (Blackface)
courtesy Dave Rogers



Fender Bassman (Tall Cabinet)
courtesy John Beeson/The Music Shoppe



Fender Bassman w/White Knobs
courtesy John Beeson/The Music Shoppe

Grading	100%	Excellent	Average
1964-65 Head & Cab	N/A	\$1,400 - 1,750	\$850 - 1,100
1964-65 Head Only	N/A	\$700 - 850	\$475 - 550
1966-67 Head & Cab	N/A	\$1,200 - 1,500	\$750 - 950
1966-67 Head Only	N/A	\$600 - 700	\$425 - 500
Cab Only	N/A	\$450 - 525	\$250 - 300

In 1967, the speaker cabinet was replaced by a larger, vertical design. Some early models may still have the presence control instead of the bright switch.

BASSMAN (SILVERFACE)

- 50W, 2-12 in. Jensen speakers in a separate enclosure, tube chassis, preamp: 3 X 7025, 12AT7, power: 6L6GC, GZ34 rectifier, two channels, silverface control panel, dual inputs, six silver knobs (Ch. 1: v, t, b; Ch. 2: v, t, b), black tolex covering, silver grille, mfg. 1968-1972.

Grading	100%	Excellent	Average
Head & Cab	N/A	\$950 - 1,200	\$650 - 800
Head Only	N/A	\$525 - 600	\$325 - 400
Cab Only	N/A	\$425 - 500	\$275 - 325

In 1968, the entire design was changed to the model AA568 (this was probably introduced when models switched to Silverface control panels). In 1970, a 2-15 speaker cab was introduced. The Silverface was renamed the Bassman 50 in 1972.

SUPER BASSMAN/SUPER BASSMAN II

- 100W, 2-15 in. speakers in a separate cabinet (Super Bassman II has two cabinets, 4-15 in. speakers), tube chassis: 2 X 7025, 12AT7, power: 4 X 6LGC, silicon rectifiers, two channels, silverface control panel, four inputs (two bass and two normal), seven silver-top knobs (Bass: v, t, b, Norm: v, t, m, b) deep and bright switches for both channels, black tolex covering, silver grille, mfg. 1969-1971.

Grading	100%	Excellent	Average
Super Bassman	N/A	\$550 - 700	\$375 - 450
Super Bassman II	N/A	\$700 - 900	\$450 - 600

This model was renamed the Bassman 100 in 1972.

BASSMAN 10

- 50W, 4-10 in. Jensen speakers, tube chassis, preamp: 2 X 7025, 12AT7, power: 2 X 6L6GC, solid-state rectifiers, two channels, silver control panel, four inputs, eight silver-top numbered knobs (Ch. 1: v, t, b; Ch. 2: v, t, b, m, MV), bs, ds, black tolex covering, silver grille, mfg. 1972-1982.

Grading	100%	Excellent	Average
	N/A	\$400 - 500	\$250 - 325

In 1981, the blackface control panel became standard, and the output was increased to 70W.

BASSMAN 20

- 20W, 1-15 in. Jensen speaker, tube chassis, preamp: 2 X 7025, power: 2 X 6V6GTA, blackface control panel, single input, one channel, four silver-top numbered knobs (v, t, b, m), black tolex covering, silver grille, mfg. 1982-85.

Grading	100%	Excellent	Average
	N/A	\$300 - 350	\$175 - 225

BASSMAN 50

- 50W, 2-15 in. speakers in a seperate cabinet, tube chassis, preamp: 2 X 7025, 12AT7, power: 2 X 6L6GC, solid-state rectifier, silverface control panel, four inputs, six silver-top numbered knobs (Bass, v, t, b, Norm, v, t, b), bright switch, deep switch, black tolex covering, silver grille, mfg. 1972-76.



Fender Bassman 50
courtesy Savage Audio



Fender Bassman 50
courtesy Savage Audio

Grading	100%	Excellent	Average
Head & Cab	N/A	\$500 - 600	\$375 - 450
Head Only	N/A	\$325 - 375	\$200 - 250

In 1974, a Master Volume control was added.

BASSMAN 70

- 70W, 4-10 in. speakers in a seperate cabinet, tube chassis, preamp: 3 X 7025, 12AT7, power: 2 X 6L6GC, silicon rectifier, two channels, silverface control panel, seven silver-top knobs (Bass: v, t, b, Norm: v, t, b MV), bright switch, deep switch, black tolex covering, silver grille, mfg. 1977-79.

Grading	100%	Excellent	Average
---------	------	-----------	---------

Head & Cab	N/A	\$550 - 650	\$375 - 450
Head Only	N/A	\$325 - 400	\$200 - 250

BASSMAN 100

- 100W, 4-12 in. speakers in a separate cabinet, tube chassis, preamp: 2 X 7025, 12AT7, power: 2 X 6L6, solid-state rectifier, silverface control panel, four inputs, eight silver-top numbered knobs (Bass: v, t, b, Norm: v, t, b, m, MV), black tolex covering, silver grille, mfg. 1972-79.

Grading	100%	Excellent	Average
Head & Cab	N/A	\$600 - 750	\$400 - 500
Head Only	N/A	\$350 - 425	\$250 - 300

BASSMAN 135

- 135W, 4-10 in. speakers in a cabinet, tube chassis, preamp: 2 X 7025, 12AT7, power: 4 X 6L6, solid-state rectifier, two channels, silverface control panel, four inputs, nine silver-top numbered knobs (Bass: v, t, m, b, Norm: v, b, m, t, MV), bright switch, black tolex covering, silver grille, mfg. 1979-1983.

Grading	100%	Excellent	Average
Head & Cab	N/A	\$550 - 700	\$425 - 500
Head Only	N/A	\$325 - 400	\$225 - 275

BASSMAN 300 (NO. 021-3302-010)

- 300W, head-unit only, tube chassis, preamp: 2 X 12AX7, power: 6 X 6550, dual channels, compression, front black control panel, single input, eleven black knobs, 10-band graphic equalizer, black covering, black metal grille, 75 lbs., mfg. 2002-present.

Grading	100%	Excellent	Average
MSR \$1,857	\$1,300	\$825 - 975	\$550 - 650

ELECTRIC TUBE AMPS: BLUES/HOT ROD SERIES

BLUES DELUXE (NO. 021-3102-000)

- 40W, 1-12 in. Eminence speaker, tube chassis, preamp: 3 X 12AX7, power: 2 X 6L6, two channels, reverb, top chrome control panel, two inputs, eight black chickenhead knobs (v, drive, t, b, m, MV, r, p), channel select switches, effects loop, one-button footswitch, tweed covering, brown/gold grille, 45 lbs., mfg. 1994-96.

Grading	100%	Excellent	Average
	N/A	\$375 - 450	\$250 - 300

Last MSR was \$610.

BLUES DELUXE REISSUE (NO. 223-2200-000)

- 40W, 1-12 in. Eminence speaker, tube chassis, preamp: 3 X 12AX7, power: 2 X 6L6, two channels, reverb, top chrome control panel, two inputs, eight black chickenhead knobs (v, drive, t, b, m, MV, r, p), channel select switches, effects loop, one-button footswitch, tweed covering, brown/gold grille, 45 lbs., mfg. summer 2005-present.

Grading	100%	Excellent	Average
MSR \$929	\$650	\$400 - 475	\$250 - 300

BLUES DEVILLE (NO. 021-3101-000)

- 60W, 4-10 in. speakers, tube chassis: preamp: 3 X 12AX7, power: 2 X 6L6, top chrome control panel, eight black chickenhead knobs (p, r, MV, m, b, t, drive), effects loop, diagonal tweed covering, brown tweed-era grille, 58 lbs., mfg. 1994-96.



Fender Blues Deville
courtesy George Maquire

Grading	100%	Excellent	Average
	N/A	\$475 - 600	\$375 - 425

Last MSR was \$900.

Blues DeVille 2-12 (No. 021-3100-000)

- similar to the Blues Deville, except has 2-12 in. Eminence speakers, mfg. 1994-96.

Grading	100%	Excellent	Average
	N/A	\$475 - 550	\$300 - 350

Last MSR was \$840.

BLUES DEVILLE REISSUE (NO. 223-2100-000)

- 60W, 4-10 in. blue Alnico Eminence speakers, tube chassis: preamp: 3 X 12AX7, power: 2 X 6L6, top chrome control panel, eight black chickenhead knobs (p, r, MV, m, b, t, drive), effects loop, diagonal tweed covering, brown tweed-era grille, 50 lbs., mfg. summer 2005-present.

Grading	100%	Excellent	Average
MSR \$1,285	\$900	\$550 - 650	\$350 - 425

BLUES JUNIOR (NO. 021-3205-000)

- 15W, 1-12 in. Eminence speaker, tubes chassis, preamp: 3 X 12AX7, power: 2 X EL-84 Groove Tubes, reverb, top silver control panel, one input, FAT switch, six black pointer knobs (r, MV, m, b, t, v.), one button footswitch, narrow panel vintage cabinet, black tolex covering, silver grille, 31 lbs., mfg. 1997-present.



Fender Blues Junior
courtesy Rick Wilkiewicz



Fender Blues Junior
courtesy Rick Wilkiewicz

Grading	100%	Excellent	Average
MSR \$570	\$400	\$275 - 325	\$125 - 175

HOT ROD DELUXE (NO. 021-3202-000)

- 40W, 1-12 in. Eminence speaker, tube chassis, preamp: 3 X 12AX7, power: 2 X GT 6L6, three channels, reverb, top chrome control panel, two inputs, eight black chickenhead knobs (v, drive, t, b, m, MV, r, p), channel select switches, effects loop, two button footswitch, black vinyl covering, silver grille, cover included, 45 lbs., mfg. 1997-present.



courtesy Fender



Fender Blues Junior
courtesy Rick Wilkiewicz

Grading	100%	Excellent	Average
MSR \$857	\$600	\$375 - 450	\$225 - 275

HOT ROD DEVILLE 212 (NO. 021-3200-000)

- 60W, 2-12 in. Eminence speaker, tube chassis, preamp: 3 X 12AX7, power: 2 X GT 6L6, three channels, reverb, top chrome control panel, two inputs, eight black chickenhead knobs (v, drive, t, b, m, MV, r, p), channel select switches, effects loop, two button footswitch, black vinyl covering, silver grille, cover included, 53.5 lbs., mfg. 1997-present.

Grading	100%	Excellent	Average
MSR \$1,071	\$750	\$500 - 575	\$300 - 350

HOT ROD DEVILLE 410 (NO. 021-3201-000)

- 60W, 4-10 in. Eminence speaker, tube chassis, preamp: 3 X 12AX7, power: 2 X GT 6L6, three channels, reverb, top chrome control panel, two inputs, eight black chickenhead knobs (v, drive, t, b, m, MV, r, p), channel select switches, effects loop, two button footswitch, black vinyl covering, silver grille, cover included, 50 lbs., mfg. 1997-present.

Grading	100%	Excellent	Average
MSR \$1,143	\$800	\$525 - 600	\$325 - 375

PRO JUNIOR (NO. 021-3203-000)

- 15W, 1-10 in. Eminence speaker, tube chassis, preamp: 2 X 12AX7, power: 2 X EL84 Groove Tubes, single channel, top chrome control panel, one input, two pointer knobs (volume, tone), narrow panel vintage cabinet, black textured vinyl or tweed with silver or brown/gold grille cloth, 20 lbs., mfg. 1994-present.



courtesy Fender

Grading	100%	Excellent	Average
MSR \$486	\$340	\$200 - 250	\$120 - 150


In 1997, the covering was changed to black textured vinyl with a silver grille. It was part of the change from the Blues series to the Hot Rod series. However, the Pro Junior retained the same name.

PRO JUNIOR 60TH ANNIVERSARY WOODY (NO. 223-2300)

- 15W, 1-10 in. Jensen speaker, tube chassis, preamp: 2 X 12AX7, power: 2 X EL84, single channel, top chrome control panel, one input, two pointer knobs (volume, tone), solid ash construction (semi-opaque wood finish) with wood handle, red grille covering with three vertical chrome strips, 22 lbs., cover included, limited mfg. from July-November 2006.



courtesy Fender



courtesy Fender

Grading	100%	Excellent	Average
	\$850	\$550 - 650	N/A

Last MSR was \$1,200.

ELECTRIC TUBE AMPS: BRONCO SERIES

BRONCO

- 5W, 1-8 in. speaker, tube chassis, preamp: 2 X 12AX7A, power: 6V6GTA, solid-state rectifier, single channel, vibrato, silverface control panel, two inputs, five pointer knobs (v, b, t, s, i), black tolex covering, silver grille, mfg. 1968-1974.

Grading	100%	Excellent	Average
	N/A	\$250 - 300	\$175 - 210

Last MSR was \$94.50

Output was raised to 6W in 1972. The Bronco matches the schematics and manuals of the Vibro-Champ. These are basically the same amplifiers with a different name on them. The Bronco has red lettering while the Vibro-Champ has blue lettering.

BRONCO (SOLID STATE)

- refer to the Solid-State listing in the Fender section.

ELECTRIC TUBE AMPS: CHAMP/CHAMPION SERIES

For the Champ 25 and Champ 25 S/E models see the Hybrid section. For the Champion 110, see the Solid State Standard/Third Series section.

CHAMPION 600 (TV FRONT)

- 4W, 1-6 in. Jensen, tube chassis, preamp: 6SJ7, power: 6V6, 5Y3 rectifier, two inputs one volume pointer knob, two-tone brown and white textured vinyl covering, brown cloth grille, mfg. 1949-1953.



Fender Champion 600 (TV Front)
courtesy Dave Rogers



Fender Champion 600 (TV Front)
courtesy Dave Rogers

Grading	100%	Excellent	Average
	N/A	\$600 - 750	\$375 - 450

This model was also known as the Student or the Student 600.

CHAMPION 800 (TV FRONT)

- 4W, 1-8 in. Jensen, tube chassis, preamp: 6SJ7, power: 6V6, 5Y3 rectifier, two inputs one volume pointer knob, gray-green Hammerloid finish with white marking, gray-green linen, gray grille, mfg. 1948-49.

Grading	100%	Excellent	Average
	N/A	\$650 - 800	\$425 - 500

This is the rare version that came before the Champion 600. It is estimated that only 100 of these amps were produced.

CHAMP (STUDENT, WIDE PANEL)

- 4W, 1-6 in. Jensen, tube chassis, preamp: 6SJ7, power: 6V6, 5Y3 rectifier, two inputs one volume pointer knob, diagonal tweed covering, brown cloth grille, mfg. 1953-54.



Fender Champ (Student) (Wide Panel)
courtesy Dave Rogers



Fender Champ (Student) (Wide Panel)
courtesy Dave Rogers

Grading	100%	Excellent	Average
	N/A	\$750 - 950	\$500 - 600


This model was called the student in the catalog, and was renamed due to other claimants to that name. Earlier versions of this model had the "600" logo on the control plate, later ones had "Champ Amp" on the plate.

CHAMP (NARROW PANEL)

- 4W, 1-6 in Jensen speaker, tube chassis, preamp: 12AX7, power: 6V6GT, 5Y3GT rectifier, top control panel, two inputs, one volume pointer knob, tweed covering, brown tweed-era grille, mfg. 1954-1964.



1955 Fender Champ (Narrow Panel)
courtesy Dave Rogers



1955 Fender Champ (Narrow Panel)
courtesy Dave Rogers



1964 Fender Champ (Narrow Panel)
courtesy Dave Rogers

Grading	100%	Excellent	Average
Tweed	N/A	\$950 - 1,200	\$650 - 800
Black	N/A	\$850 - 1,000	\$550 - 700

Some later models came with black tolex covering, and a silver sparkle grille (circa 1963/64). In 1951, a choke was added to the high-voltage filter section and the use of negative feedback was used (Model 5E1). In 1956, the choke was removed (Model 5F1, and the chassis remained unchanged until 1964.

CHAMP (BLACKFACE/SILVERFACE)

- 4W, 1-8 in. speaker, tube chassis, preamp: 12AX7, power: 6V6GT, 5Y7GT rectifier, single channel, blackface/silverface control panel, two input jacks, three silver-top knobs (v, t, b), black tolex covering, silver grille, mfg. 1964-1980.



Fender Champ
courtesy solidbodyguitar.com, Inc.



Fender Champ
courtesy solidbodyguitar.com, Inc.



Fender Champ (Tolex)
courtesy Savage Audio

Grading	100%	Excellent	Average
1964-1967 Blackface	N/A	\$525 - 600	\$300 - 375
1968-1971 Silverface	N/A	\$325 - 400	\$200 - 250
1972-1980 Silverface	N/A	\$300 - 350	\$150 - 200

In 1964, separate bass and treble controls were introduced (Model AA764). In 1965, output increased to 5W. In 1968, Silverface was introduced. In 1972, output increased to 6W. Chassis remained unchanged until 1982

VIBRO CHAMP

- 4W, 1-8 in. speaker, tube chassis, preamp: 2 X 12AX7, power: 6V6GT, 5Y3GT rectifier, single channel, vibrato, blackface/silverface control panel, two input jacks, five silver-top knobs (v, t, b, s, i), black tolex covering, silver grille, mfg. 1964-1980.



Fender Vibro Champ
courtesy solidbodyguitar.com, Inc.



Fender Vibro Champ
courtesy solidbodyguitar.com, Inc.

Grading	100%	Excellent	Average
1964-1967 Blackface	N/A	\$600 - 700	\$350 - 425
1968-1971 Silverface	N/A	\$375 - 450	\$250 - 300
1972-1980 Silverface	N/A	\$325 - 400	\$200 - 250

Model number is AA764, the same as the Champ. In 1965, output increased to 5W. In 1969, silverface was introduced. In 1972, output increased to 6W.

CHAMP II

- 18W, 1-10 in. speaker, tube chassis, preamp: 2 X 7025, power: 2 X 6V6GTA, solid-state rectifiers, bs, new blackface control panel, four silver-top knobs (v, t, b, mv), black tolex covering, silver grille, mfg. 1982-85.

Grading	100%	Excellent	Average
	N/A	\$250 - 325	\$150 - 200

This model was a cheaper version of the Super Champ and featured completely new circuitry.

CHAMP 12

-12W, 1-12 in. Eminence speaker, tube chassis, preamp: 2 X 12AX7, power: 6L6, solid-state rectifier, blackface control panel, two inputs, six red knobs (t, b, v, overdrive gain, v, r), tape inputs, line output, headphone jack, black tolex covering, black grille, mfg. 1986-1992.



Fender Champ 12
courtesy Savage Audio



Fender Champ 12
courtesy Savage Audio

Grading	100%	Excellent	Average
	N/A	\$300 - 350	\$175 - 225

Add 15% for custom coverings such as: red, white, gray, or snakeskin.

This model came with five custom coverings, including red, white, gray, and snakeskin besides the standard black.

SUPER CHAMP

- 18W, 1-10 in. speaker, tube chassis, preamp: 2 X 7025, power: 2 X 6V6GTA, solid-state rectifiers, reverb, hot rod lead channel, new blackface control panel, one input jack, six silver-top knobs (v, t, b, r, lead level, MV), black tolex covering, silver grille, mfg. 1982-85.

Grading	100%	Excellent	Average
	N/A	\$800 - 950	\$550 - 650

This amp uses reverb and switching lead sound using the reverb drive as an extra pre-amp.

Super Champ Deluxe

- similar to the Super Champ except, has an Electro-voice speaker, solid oak cabinet, brown cloth grille, brown knobs, brown control panel, padded cover included, mfg. 1982-85.

Grading	100%	Excellent	Average
	N/A	\$850 - 1,100	\$600 - 700

ELECTRIC TUBE AMPS: CONCERT SERIES

For the Concert made between 1992 and 1995, and 2002-present, refer to the Pro-Tube series.

CONCERT (BROWNFACE)

- 40W, 4-10 in. Jensen speaker, tube chassis, preamp: 5 X 7025, power: 2 X 6L6GC, two channels, vibrato, brownface control panel, four inputs, (two normal, two vibrato), nine brown knobs (Norm: v, t, b, Vibrato: v, t, b, s, i, Both: p), brown tolex covering, light brown grille, mfg. 1959-1963.



Fender Concert (Brownface)
courtesy Dave Rogers



Fender Concert (Brownface)
courtesy Dave Rogers

Grading	100%	Excellent	Average
1959-1960	N/A	\$2,000 - 2,500	\$1,200 - 1,500
1961-1963	N/A	\$1,600 - 2,000	\$900 - 1,200

The earliest Concerts had a center volume control, which was a transition period. First model number was 6G12 and in late 1960, a tremolo circuit was added (Model 6G12-A). In 1961, the light brown grille was changed to maroon, which was then changed to a richer shade of brown. In 1962, one 7025 tube was replaced with two 12AX7's, and the 6L6GC tube was replaced by a 5881. The grille also changed to a wheat-colored cloth. In 1963, the Model AA763 was introduced.

CONCERT (BLACKFACE)

- 40W, 4-10 in. Jensen speaker, tube chassis, preamp: 12AX7, 2 X 7025, 12AT7, power: 2 X 6L6GC, two channels, vibrato, blackface control panel, four inputs, (two normal, two vibrato), eight brown knobs (Norm: v, t, b, Vibrato: v, t, b, s, i), bs, black tolex covering, silver grille, mfg. 1963-65.



Fender Concert (Blackface)
courtesy Dave Rogers



Fender Concert (Blackface)
courtesy Dave Rogers

Grading	100%	Excellent	Average
	N/A	\$1,200 - 1,500	\$750 - 900

CONCERT II (112)

- 60W, 1-12 in. speaker, tube chassis, preamp: 5 X 7025, 2 X 12AT7, power: 2 X 6L6GC, two switchable channels, new blackface control panel, two inputs, eleven silver-top knobs (Ch.1, v, t, m, b, Ch.2, v, g, MV, t, m, b, r, p), effects loop, black tolex covering, silver grille, mfg. 1982-85.

Grading	100%	Excellent	Average
	N/A	\$550 - 650	\$325 - 400

This model was available as a combo or with a separate head.

Concert II (210)

- similar to the Concert II 112, except has 2-10 in. speakers, mfg. 1982-85.

Grading	100%	Excellent	Average
	N/A	\$600 - 700	\$350 - 425

Concert II (410)

- similar to Concert II 112, except has 4-10 in. speakers, mfg. 1982-85.

Grading	100%	Excellent	Average
	N/A	\$650 - 750	\$375 - 450

ELECTRIC TUBE AMPS: DELUXE SERIES

DELUXE (MODEL 26)

- 10W, 1-10 in. Jensen speaker, tube chassis, preamp: 6SC7, 6N7, power: 2 X 6F6, 5Y3 rectifier, top black control panel with white lettering, three pointer knobs (inst. v, mic. v, tone), polished wood cabinet, colored felt with vertical chrome strips, mfg. 1946-48.



Fender Model 26 Deluxe
courtesy solidbodyguitar.com, Inc.



Fender Model 26 Deluxe
courtesy solidbodyguitar.com, Inc.

Grading	100%	Excellent	Average
	N/A	\$1,200 - 1,500	\$750 - 950

Also known as the "Woodie." Some of these models had two strips instead of the more common three on the front. This model was sometimes called the Model 26. This name appears on the control panel of the Deluxe and Professional amps. Later models have a 6V6 power tube instead of the 6F6.

DELUXE (TV FRONT)

- 10W, 1-12 in. Jensen speaker, tube chassis, preamp: 6SC7/6N7, power: 2 X 6V6, 5Y3 rectifier, top control panel, three pointer knobs (inst. v, mic. v, tone), early tweed covering, dark brown cloth grille, mfg. 1948-1953.



Fender Deluxe (TV Front)
courtesy Dave Rogers



Fender Deluxe (TV Front)
courtesy Dave Rogers

Grading	100%	Excellent	Average
	N/A	\$1,500 - 2,000	\$950 - 1,200

Some of these models have a deep back panel. In 1949, the vertical tweed and dark brown grille was replaced with diagonal tweed and brown linen cloth. This model was 5A3.

DELUXE (WIDE FRONT)

- 10W, 1-12 in. Jensen speaker, tube chassis, preamp: 2 X 6SC7, power: 2 X 6V6, 5Y3 rectifier, top control panel, three pointer knobs (inst. v, mic. v, tone), a separate on/off switch, extra speaker jack, negative feedback loop, diagonal tweed covering, dark brown grille cloth, mfg. 1953-55.



Fender Deluxe (Wide Panel)
courtesy Dave Rogers



Fender Deluxe (Wide Panel)
courtesy Dave Rogers

Grading	100%	Excellent	Average
	N/A	\$2,000 - 2,500	\$1,300 - 1,500

Model numbers 5B3 and 5C3 are virtually identical, which were introduced with the wide panel tweed. The 5C3 featured a separate on/off switch, spare speaker jack, and a negative feedback loop. In 1954 the 5D3 Models was introduced and used miniature 12AX7 and 12AY7 preamp tubes, and the negative feedback loop was removed. This was the end of metal tubes that were replaced by glass tubes.

DELUXE (NARROW PANEL)

- 15W, 1-12 in. Jensen speaker, tube chassis, preamp: 12AX7, 12AY7, power: 2 X 6V6, 5Y3 rectifier, top control panel, four inputs, three pointer knobs (inst. v, mic. v, tone), ground switch, diagonal tweed covering, brown tweed-era grille, mfg. 1955-1960.



Fender Deluxe (Narrow Panel)
courtesy Dave Rogers



Fender Deluxe (Narrow Panel)
courtesy Dave Rogers

Grading	100%	Excellent	Average
	N/A	\$2,500 - 3,200	\$1,500 - 2,000

The 5E3 Model was introduced when it switched to Narrow Panel. This model had a new ground switch and four inputs. When the model was changed to 5F3 from 5E3 the half of the 12AX7 tube was being used, leaving the other half as another preamp stage. This means the other half could be used to create higher gain. Musicians know the Deluxe as a model to distort at low volumes.

DELUXE (BROWNFACE)

- 15W, 1-12 in. Jensen speaker, tube chassis, preamp: 7025, 2 X 12AX7, power: 2 X 6V6, GZ34 rectifier, two channels, front brown control panel, four inputs (two normal, two bright), six brown knobs (Norm: v, t, Bright: v, t, Both: s, i), external speaker jack, brown tolex covering, light brown grille, mfg. 1961-63.



Fender Deluxe (Brownface)
courtesy Dave Rogers



Fender Deluxe (Brownface)
courtesy Dave Rogers

Grading	100%	Excellent	Average
	N/A	\$1,400 - 1,750	\$850 - 1,100


Tremolo operates on both channels. In 1961, Model 6G3 was introduced and had the channels reversed.

DELUXE (BLACKFACE)


- 20W, 1-12 in. Jensen speaker, tube chassis, preamp: 2 X 7025, 12AX7, 12AY7, power: 2 X 6V6, GZ34 rectifier, two channels, blackface control panel, four inputs, (two normal, two vibrato), eight silver-top knobs (Norm: v, b, t, Vib: v, b, t, s, i), black tolex covering, silver grille, mfg. 1963-66.



Fender Deluxe
courtesy Savage Audio



Fender Deluxe
courtesy Savage Audio



Grading	100%	Excellent	Average
	N/A	\$1,200 - 1,500	\$750 - 950


When the Blackface was introduced (Model AA763), it had separate bass and treble controls. Models AA763 and AB763 are almost identical. In 1966, some amps get the underlined Fender nameplates on the grilles. Tremolo operates on bright channel only.

DELUXE REVERB (BLACKFACE)

- 20W, 1-12 in. speaker, tube chassis, preamp: 3 X 7025, 2 X 12AT7, 12AX7, power: 2 X 6V6, GZ34 rectifier, two channels, tremelo, reverb, front blackface control panel, four inputs, (two normal, two vibrato), nine silver-top knobs (Norm: v, b, t, Vibrato: v, b, t, r, s, i), black tolex covering, silver grille, mfg. 1963-68.



Fender Deluxe Reverb (Blackface)
courtesy Dave Rogers



Fender Deluxe Reverb (Blackface)
courtesy Dave Rogers

Grading	100%	Excellent	Average
	N/A	\$2,000 - 2,500	\$1,200 - 1,500

This amp was introduced at the same time as the Blackface Deluxe but lasted longer. The model name was the same as the Deluxe (AA763). In 1966, the Fender nameplate was put on the front.

DELUXE REVERB (SILVERFACE)

- 20W, 1-12 in. speaker, tube chassis, preamp: 3 X 7025, 2 X 12AT7, 12AX7, power: 2 X 6V6, solid-state rectifier, two channels, tremelo, reverb, front silverface control panel, four inputs, (two normal, two vibrato), nine silver-top knobs (Norm: v, b, t, Vibrato: v, b, t, r, s, i), black tolex covering, silver grille, mfg. 1968-1979.



Fender Deluxe Reverb (Silverface)
courtesy George Maquire



Fender Deluxe Reverb (Silverface)
courtesy George Maquire

Grading	100%	Excellent	Average
1968-1972	N/A	\$1,200 - 1,500	\$750 - 950
1973-1979	N/A	\$950 - 1,200	\$600 - 750

A 1200 pF capacitor was placed on the grids of each of the power tubes, which cures instability that was on earlier blackface models.

DELUXE REVERB II

- 20W, 1-12 in. speaker, tube chassis, preamp: 5 X 7025, 12AT7, power: 2 X 6V6GTA, tremolo, two switchable channels, distortion, front blackface control panel, two inputs, 11 silver-top control knobs (Ch.1: v, t, b, Ch.2: v, g, MV, t, m, b, r, p), preamp output and power amp input jacks, hum balance control, black tolex covering, silver grille, mfg. 1982-85.

Grading	100%	Excellent	Average
	N/A	\$550 - 650	\$350 - 425

ELECTRIC TUBE AMPS: HARVARD SERIES

For the Harvard model produced between 1982 and 1985, see the Solid State Second Series section.

HARVARD

- 10W, 1-8 or 1-10 in. speaker, tube chassis, preamp: 6AT6, 12AX7, power: 2 X 6V6, 5Y3 rectifier, top numbered chrome control panel, three inputs, two pointer knobs (v, tone), diagonal tweed covering, brown tweed-era grille, mfg. 1955-1961.



Fender Harvard (Narrow Panel)
courtesy Dave Rogers



Fender Harvard (Narrow Panel)
courtesy Dave Rogers



Fender Harvard (Narrow Panel)
courtesy Dave Rogers

Grading	100%	Excellent	Average
	N/A	\$1,400 - 1,800	\$950 - 1,250

The model number was 5F10. The Harvard is shown in some catalogs with 8 in. speakers and some with 10 in. speakers. Both were used at different times during the production of the amp. The Harvard was discontinued in 1961 when the Princeton and the Champ were too close in price to justify another amp in between. A 6G10 was shown in schematics, but never made it into production. Late models only have one 6V6 power tube.

ELECTRIC TUBE AMPS: PRINCETON SERIES

It is known that 200 Princetons were taken apart and used for the first Mesa Boogie amps.

PRINCETON (MODEL 26)

- 4.5W, 1-8 in. Jensen or Utah speaker, tube chassis, preamp: 6SL7, power: 6V6, 5Y3 rectifier, no control panel, only two jacks in the back, no on/off switch, polished wood cabinet, colored cloth grille with vertical chrome strips, mfg. 1946-48.

Grading	100%	Excellent	Average
	N/A	\$1,000 - 1,200	\$700 - 825

This model never had the name "Princeton" on the amp, this model was named this because it is very close to the Princeton amps to follow. The chassis was quite similar to that of the earlier K&F model.

PRINCETON (TV FRONT)

- 4.5W, 1-8 in. Jensen speaker, tube chassis, preamp: 6SL7, power: 6V6, 5Y3 rectifier, top control panel, two input jacks, two pointer knobs (volume and tone, on/off switch was part of the tone control), fuse holder, new jeweled control pilot light, early tweed covering, brown cloth grille, mfg. 1948-1952.

Grading	100%	Excellent	Average
	N/A	\$1,000 - 1,200	\$700 - 825

This model's circuitry is virtually identical to that of the Model 26 Princeton.

PRINCETON (WIDE PANEL)

- 4.5W, 1-8 in. Jensen speaker, tube chassis, preamp: 6SL7, power: 6V6, 5Y3 rectifier, top control panel, two input jacks, two pointer knobs (v, tone), diagonal tweed covering, brown cloth grille, mfg. 1952-54.



Fender Princeton (Wide Panel)
courtesy Dave Rogers



Fender Princeton (Wide Panel)
courtesy Dave Rogers

Grading	100%	Excellent	Average
	N/A	\$1,050 - 1,300	\$725 - 850

This model also had the same circuitry of earlier Princetons with the exception of the preamp tubes becoming 6SC7 in 1953 and 12AX7 (Model 5D2) in 1954.

PRINCETON (NARROW PANEL)

- 4.5W, 1-8 in. Jensen speaker, tube chassis, preamp: 6SL7, power: 6V6, 5Y3 rectifier, top control panel, two input jacks, two pointer knobs (v, tone), narrow panel diagonal tweed covering, brown tweed-era grille, mfg. 1954-1961.



Fender Princeton
courtesy solidbodyguitar.com, Inc.



Fender Princeton
courtesy solidbodyguitar.com, Inc.

Grading	100%	Excellent	Average
	N/A	\$1,100 - 1,400	\$750 - 900

Model 5E2 had a choke and negative loop (circa 1954/55). The choke was removed in 1956 and named the Model 5F2. This model's cabinet was enlarged in 1956, which was also used for the Harvard. The Champ then used the old Princeton box.

PRINCETON (BROWNFACE)

- 12W, 1-10 in. Jensen speaker, tube chassis, preamp: 7025, 12AX7, power: 2 X 6V6, 5Y3 rectifier, tremolo, front brownface control panel, two input jacks, four brown knobs (v, t, s, i), ground switch on back, completely new design from earlier Princeton, brown tolex covering, light brown grille, mfg. 1961-63.



Fender Princeton (Brownface)
courtesy Dave Rogers



Fender Princeton (Brownface)
courtesy Dave Rogers

Grading	100%	Excellent	Average
	N/A	\$900 - 1,100	\$600 - 750

With the introduction of the Brownface, the model was changed to 6G2. There were about 100 Model 5E2 Princetons made, which are the rarest.

PRINCETON (BLACKFACE)

- 12W, 1-10 in. Jensen speaker, tube chassis, preamp: 7025, 12AX7, power: 2 X 6V6, 5Y3 rectifier, tremolo, front brownface control panel, two input jacks, five black knobs (v, t, b, s, i), ground switch on back, black tolex covering, silver grille, mfg. 1963-67.



1966 Fender Princeton (Blackface)
courtesy Dave Rogers



1966 Fender Princeton (Blackface)
courtesy Dave Rogers



Fender Princeton (Blackface)
courtesy Dave Rogers

Grading	100%	Excellent	Average
1963-1965	N/A	\$800 - 1,000	\$450 - 550
1965-1967	N/A	\$650 - 800	\$375 - 450

Models produced in 1963 still have only four knobs (single tone knob), and some of these amps may still have the white knobs. In 1964 model AA964 was introduced with separate bass and treble controls. Around 1966, the Fender nameplate was put on the grille.

PRINCETON (SILVERFACE)

- similar to the blackface Princeton except has a silverface control panel, five silver-top knobs (bass and treble were now seperate knobs), mfg. 1968-1979.

Grading	100%	Excellent	Average
	N/A	\$425 - 500	\$250 - 300

In 1970, Model AA1270 was introduced that featured a 3-way ground switch.

PRINCETON REVERB

- 12W, 1-10 in. speaker, tube chassis, preamp: 7025, 2 X 12AX7, 12AT7, power: 2 X 6V6, 5U4 rectifier, single channel, reverb, tremolo, blackface control panel, two inputs, six silver-top knobs (v, t, b, r, s, i), black tolex covering, silver grille, mfg. 1964-1981.



Fender Princeton Reverb (Blackface)
courtesy Dave Rogers



Fender Princeton Reverb
courtesy John Beeson, The Music Shoppe



Fender Princeton Reverb
courtesy John Beeson, The Music Shoppe

Grading	100%	Excellent	Average
1964-1967 Blackface	N/A	\$1,200 - 1,500	\$850 - 1,000
1968-1973 Silverface	N/A	\$800 - 1,000	\$550 - 650
1974-1981 Silverface	N/A	\$650 - 800	\$425 - 500

The Model number was AA764. In 1966, the Fender underlined nameplate is added on the grille. In 1968, the control panel was changed to silver, blue cloth, and aluminum trim was added. In 1970, a three position ground switch was added. The underline on the nameplate was dropped in the mid-seventies. Around 1978, a boost-pull knob pot was added. In 1980, blackface with silver grille was re-introduced and became an option.

ELECTRIC TUBE AMPS: PRO SERIES

For the current mfg. Pro Reverb, refer to the Pro-Tube series.

PROFESSIONAL (MODEL 26)

- 15W, 1-15 in. Jensen speaker, tube chassis, preamp: 6SC7/6N7, power: 2 X 6L6, 5Y3 rectifier, two channels, back control panel, three inputs, (one mic, two inst.), three pointer knobs (mic. v, inst. v, tone), polished wood cabinet, red, blue, or gold grilles, with vertical chrome strips, mfg. 1946-47.

Grading	100%	Excellent	Average
	N/A	\$2,000 - 2,500	\$1,100 - 1,400

This model was also known as the Model 26 which was the same as the Princeton and Deluxe. Some of these models use a field-coil speaker, which has no permanent magnet. There were approx. 30 of these amps produced.

PRO AMP (TV FRONT)

- 15W, 1-15 in. Jensen speaker, tube chassis, preamp: 3 X 6SC7, power: 2 X 6L6G, 5U4G rectifier, two channels, top black control panel, four inputs, (two inst., two mic), three pointer knobs (mic. v, inst. v, tone), early tweed covering, brown cloth grille, formerly known as the Professional, mfg. 1948-1952.



Fender Pro Amp (TV Front)
courtesy David Chandler/R&R Guitars



Fender Pro Amp (TV Front)
courtesy David Chandler/R&R Guitars

Grading	100%	Excellent	Average
	N/A	\$2,300 - 3,000	\$1,200 - 1,500

In 1950, the removable back paneling, which was originally a solid rectangle, had two holes cut in it, to let heat escape from the tubes.

PRO AMP (WIDE PANEL)

- 15W, 1-15 in. Jensen, tube chassis, preamp: 12AY7, 12AX7, power: 2 X 6L6G, 5U5G rectifier, top control panel, four inputs, (two inst., two mic), three pointer knobs (mic. v, inst. v, tone), spare speaker jack in back, standby switch, diagonal tweed covering, brown cloth grille, mfg. 1952-1954.

Grading	100%	Excellent	Average
	N/A	\$2,700 - 3,500	\$1,800 - 2,200

PRO AMP (NARROW PANEL)

- 26W, 1-15 in. Jensen, tube chassis, preamp: 2 X 12AY7, 12AX7, power: 2 X 6L6, 5U4G rectifier, top control panel, four inputs, (two inst., two mic), three pointer knobs (mic. v, inst. v, tone), ground switch added to panel, negative feedback removed, diagonal tweed covering, brown tweed-era grille, mfg. 1954-1960.



Fender Pro Amp
courtesy Savage Audio



Fender Pro Amp
courtesy Savage Audio

Grading	100%	Excellent	Average
	N/A	\$3,000 - 4,000	\$2,000 - 2,500

Circa 1955/56, the choke was removed (Model 5C5). A standby switch was added for Model 5D5. Model 5E5 had the negative feedback loop removed, and 5E5-A had a fixed bias supply. The circuitry in this model was still linked with earlier models. In 1956, bass, treble, and presence controls were added. In 1957, a new nameplate was introduced.

PRO AMP (BROWNFACE)

- 25W, 1-15 in. Jensen speaker, tube chassis, preamp: 5 X 7025, power: 2 X 6L6GC, tremolo, brownface control panel, four inputs, (two normal, two vibrato), nine brown knobs (Norm: v, t, b, s, i, Vibrato: v, t, b, Both: p), brown tolex covering, light brown grille, mfg. 1960-63.



Fender Pro Amp (Brownface)
courtesy Dave Rogers



Fender Pro Amp (Brownface)
courtesy Dave Rogers

Grading	100%	Excellent	Average
	N/A	\$1,500 - 2,000	\$950 - 1,200

The Brownface was Model 6G5. In late 1960, the tubes were changed and included preamp: 4 X 7025, 2 X 12AX7, power: 2 X 5881 (Model 6G5-A). This amp is almost identical to the Vibrasonic, except for the speaker, which was about \$200 cheaper than the Vibrasonic.

PRO AMP (BLACKFACE)

- 25W, 1-15 in. speaker, tube chassis, preamp: 2 X 7025, 12AX7, 12AT7, power: 2 X 6L6GC, 5U4GB rectifier, tremolo, front black control panel, four inputs, (two normal, two vibrato), bright switches, eight silver-top knobs (Norm: bs, v, t, b, Vibrato: bs, v, t, b, s, i), AC outlet on back panel, black tolex covering, silver grille, mfg. 1963-65.



Fender Pro Amp
courtesy Savage Audio



Fender Pro Amp
courtesy Savage Audio

Grading	100%	Excellent	Average
	N/A	\$1,450 - 1,800	\$850 - 1,050


The blackface Pro was the Model AA763 and featured a revised tremolo unit. This model faded out after the Pro Reverb amp was introduced. The Pro-Amp was on the cover of any Fender owner's manual for amps.

PRO REVERB (BLACKFACE)

- 40W, 2-12 in. speakers, tube chassis, preamp: 3 X 7025, 12AX7, 2 X 12AT7, power: 2 X 6L6GC, 5U4GB rectifier, tremolo, reverb, black control panel, four inputs, (two normal, two vibrato), nine silver-top knobs (Norm: bs, v, t, b, Vibrato: bs, v, t, b, r, s, i), tilt back legs, black tolex covering, silver grille, mfg. 1965-67.



Fender Pro Reverb
courtesy solidbodyguitar.com, Inc.



Fender Pro Reverb
courtesy solidbodyguitar.com, Inc.

Grading	100%	Excellent	Average
	N/A	\$1,500 - 2,000	\$950 - 1,200


This was the Model AA165.

PRO REVERB (SILVERFACE)

- 40W, 2-12 in. speakers, tube chassis, preamp: 3 X 7025, 12AX7, 2 X 12AT7, power: 2 X 6L6GC, GZ34 rectifier, tremolo, reverb, silverface control panel, four inputs, (two normal, two vibrato), nine silver-top knobs (Norm: bs, v, t, b, Vibrato: bs, v, t, b, r, s, i), tilt back legs, black tolex covering, silver grille, mfg. 1967-1981.



Fender Pro Reverb (Silverface)
courtesy David Chandler/R&R Guitars



Fender Pro Reverb (Silverface)
courtesy David Chandler/R&R Guitars

Grading	100%	Excellent	Average
1967-1969	N/A	\$1,000 - 1,300	\$700 - 850
1970-1973	N/A	\$800 - 1,000	\$600 - 700
1974-1981	N/A	\$650 - 800	\$475 - 575

In 1968, a change in the bias section occurred (Model AB6686). In 1969, the cathode was brought back to ground (Model AA1069). In 1972, the output is increased to 45W by using a different rectifier, and increased voltage in the output stage. In 1976, a master volume knob is added and a pull distortion switch. In 1981, the Pro Reverb went back to the blackface. At this time the output was raised to 70W, the tubes were changed to: preamp: 4 X 7025, 2 X 12AT7, power: 2 X 6L6, and had twelve black knobs with a middle added to each channel.

ELECTRIC TUBE AMPS: PRO-TUBE SERIES

CONCERT (NO. 021-4802-000)

- 60W, 1-12 in. speaker, tube chassis, preamp: 2 X 12AT7, 4 X 12AX7, power: 2 X 6L6, two-selectable channels, new blackface control panel, two inputs, 12 silver-top knobs (Ch.1: v, t, m, b, Ch.2: g1, g2, v, t, b, m, Both: mix, r), effects loop, line out jack, foot switch, black tolex covering, silver grille, mfg. 1992-95.



Fender Concert (Post CBS)
courtesy David Chandler/R&R Guitars



Fender Concert (Post CBS)
courtesy David Chandler/R&R Guitars

Grading	100%	Excellent	Average
	N/A	\$400 - 500	\$250 - 325

Last MSR was \$1,030.

This model was also available with a Celestion G1280 speaker.

CONCERT REVERB (NO. 021-5900-000)

- 50W (switchable to 12W), 4-10 in. Special design Fender Eminence speakers, tubes: preamp: 7 X 12AX7, 12AT7, power: 2 X 6L6 Groove Tubes, dual selectable channels (normal and drive), tremolo, reverb, blackface control panel, 13 silver-top knobs, (Ch.1, v, t, m, b, Ch.2, gain, t, b, m, v, Both: r, s, i, p), foot switchable FX loop with send and return level controls, external speaker jack, tilt-back legs, four-button footswitch, black tolex covering, silver grille, cover included, 85 lbs., mfg. 2002-05.



Fender Concert Reverb (Pro-Tube Series)
courtesy Fender

Grading	100%	Excellent	Average
	\$1,250	\$800 - 925	\$600 - 700

Last MSR was \$1,800.

CUSTOM VIBROLUX REVERB (NO. 021-5100-000)

- 40W, 2-10 in. Jensen P-10R speakers, tubes chassis, preamp: 5 X 12AX7, 12AT7, power: 2 X 6L6 Groove Tubes, two independent channels (normal and bright), reverb, vibrato, front black control panel, four inputs, nine white knobs (Norm: v, t, b, Bright: v, t, b, r, Both: s, i), tilt-back legs, two-button footswitch, black tolex covering, silver grille, 46 lbs., mfg. 1995-present.



courtesy Fender

Grading	100%	Excellent	Average
MSR \$1,420	\$995	\$650 - 750	\$500 - 550

DUAL SHOWMAN (SR) (NO. 021-6108-010)

- 100W (switchable to 25W), 4-12 in. speakers in a separate cabinet, tube chassis, preamp: 4 X 12AX7, 1 X 12AT7, power: 4 X 6L6GC, two switchable channel, black control panel, four inputs, ten red knobs (Ch.1: v, t, m, b, Ch. 2: gain, t, m, b, p, v), effects loop, high gain preamp, three-position damping control, black tolex covering, black grille, mfg. 1987-1994.

Grading	100%	Excellent	Average
	N/A	\$500 - 650	\$350 - 425

Last MSR was \$1,100.

In 1990, the Dual Showman was changed to the Dual Showman SR, which had reverb. In 1992, a 25 watt switch and parallel

channel mode was installed. This made it possible for all the controls to be working at once.

PRINCETON RECORDING (NO. 215-2000)

- 20W, 1-10 in. Jensen C-10R speaker combo, tube chassis, preamp: 3 X 12AX7, 12AT7, power: 2 X 6V6, one channel, reverb, front split control panel (black on top/silver below it), two inputs, six knobs (v, t, b, r, compressor: sensitivity, level, overdrive: OD, tone, level, Trans-Impedance Power Attenuator), headphone jack, XLR line out with level and ground control, speaker output, effects loop, four-button footswitch, black textured vinyl covering, silver grille, 45 lbs., mfg. summer 2006-present.



courtesy Fender



courtesy Fender



courtesy Fender

Grading	100%	Excellent	Average
MSR \$1,429	\$1,000	\$600 - 725	\$400 - 475

PRO REVERB (NO. 021-5500-000)

- 50W (switchable to 12), 1 -12 in.Jensen C12N speaker, tube chassis, preamp: 7 X 12AX7, 12AT7, power: 2 X 6L6 Groove Tubes, two channels, tremolo, reverb, front black control panel, one input, 13 silver-top knobs (Ch.1, v, t, m, b, Ch.2, gain, t, b, m, v, Both: r, s, i, p), switchable channels, external speaker jack, effects, loop preamp jacks, tilt-back legs, black tolex covering, silver grille, cover included, 75 lbs., mfg. 2002-05.



Fender Pro-Reverb (Pro-Tube Series)
courtesy Fender

Grading	100%	Excellent	Average
	\$1,050	\$600 - 750	\$400 - 500

Last MSR was \$1,500.

PROSONIC (NO. 021-1007-000)

- 60W, 2-10 in.Celestion speakers, all-tube circuitry, three-way rectifier switch, dual selectable channels (normal and drive), all-tube reverb, blackface control panel, two inputs, channel switch, eight black knobs (v, gain 1, gain 2, t, b, m, master, r), effects loop, two button footswitch, black tolex, red lizard, or green lizard covering, silver or black grille, 54 lbs., mfg. 1996-2001.



Fender Prosonic (Custom Shop)
courtesy Dave's Guitar Shop



Fender Prosonic (Custom Shop)
courtesy Dave's Guitar Shop

Grading	100%	Excellent	Average
	N/A	\$750 - 900	\$500 - 600

Last MSR was \$1,600.

Prosonic Head (No. 021-2007-000)

- similar to Pronsonic except head unit only, 35 lbs., mfg. 1996-2001.

Grading	100%	Excellent	Average
	N/A	\$550 - 650	\$325 - 400

Last MSR was \$1,300.

Refer to the Custom Shop Series section for the Prosonic/Tone-Master enclosure.

SUPER (NO. 021-4806-000)

- 60W, 4-10 in. with Alnico magnets, tubes chassis, preamp: 4 X 12AX7, 2 X 12AT7, power: 2 X 6L6, new blackface control panel, two input jacks, 12 silver-top knobs (Ch.1: v, t, b, m, Ch.2: g1, g2, t, b, m, v, Both: Mix, r), black tolex covering, silver grille, mfg. 1992-95.

Grading	100%	Excellent	Average
	N/A	\$500 - 600	\$300 - 375

Last MSR was \$1,240.

SUPER-SONIC HEAD (NO. 216-0100)

- 60W, head-unit only, tube chassis, preamp: 5 X 12AX7, 2 X 12AT7, power: 2 X 6L6GC, two channels (Vintage/Burn), reverb,

blackface or brownface control panel, one input jack, nine black or cream knobs (Ch.1 [Vintage]: v, t, b, Ch.2 [Burn] g1, g2, t, m, b, r), effects loop, pre-amp out, power-amp in, two speaker jacks, standby switch, three-button footswitch, black textured vinyl covering with a peppered silver grille or Blonde textured vinyl covering with a brown Oxblood grille, 32 lbs., cover included, mfg. 2006-present.



courtesy Fender



courtesy Fender

Grading	100%	Excellent	Average
MSR \$1,467	\$1,100	\$650 - 750	\$400 - 475

Super-Sonic 112 Combo (No. 216-0100)

- similar to the Super-Sonic Head, except is in combo form with 1-12 in. Celestion V30 speaker, 54 lbs., cover included, mfg. 2006-present.



courtesy Fender



courtesy Fender



courtesy Fender

Grading	100%	Excellent	Average
MSR \$1,600	\$1,200	\$700 - 825	\$450 - 525

Super-Sonic 212 Speaker Cabinet (No. 216-1200)

- speaker cabinet companion to the Super-Sonic series, 120W, 2-12 in. Celestion V30 speakers, 8 ohm impedance, closed back, 74 lbs., mfg. 2006-present.



courtesy Fender



courtesy Fender



courtesy Fender

Grading	100%	Excellent	Average
MSR \$800	\$600	\$350 - 425	\$200 - 250

Super-Sonic 412 Speaker Cabinet (No. 216-1400)

- speaker cabinet companion to the Super-Sonic series, 240W, 4-12 in. Celestion V30 speakers, 16 ohm impedance, closed back, side handles, 88 lbs., mfg. 2006-present.



courtesy Fender



courtesy Fender



courtesy Fender

Grading	100%	Excellent	Average
MSR \$933	\$700	\$400 - 475	\$250 - 300

THE TWIN (NO. 021-6200-010)

- 100W (switchable to 25W), 2-12 in. Eminence speakers, tube chassis, preamp: 2 X 12AT7, 5 X 12AX7, power: 4 X 6L6, two channels with overdrive, low power switch, reverb, black control panel, four input jacks (two for each channel), eleven red knobs (Ch.1: v, t, m, b, Ch.2: gain, t, m, b, p, v, r), most knobs had pull switches, effects loop, two-button foot switch, black tolex covering, black grille, mfg. 1987-1994.

Grading	100%	Excellent	Average
	N/A	\$600 - 750	\$375 - 450

Last MSR was \$1,400.

This model was available in white, grey, red, or snakeskin on a special order. In 1992, the black grille was replaced with a silver grille, and the red knobs were replaced with black ones.

TWIN AMP (NO. 021-5700-000)

- 100 (switchable to 25W), 2-12 in. Eminence speakers, tube chassis, preamp: 7 X 12AX7, 12AT7, power: 4 X 6L6 Groove Tubes, two channels, reverb, tremolo, blackface control panel, two input jacks, 13 silver-top knobs (Ch.1, v, t, m, b, Ch.2, gain, t, b, m, v,

Both: r, s, i, p), the volume knobs had a push/pull switch for channel switching, effects loop, four button footswitch, black tolex covering, silver grille, 80 lbs., mfg. 1995-present.



Fender Twin Amp (Pro-Tube Series)
courtesy Fender

Grading	100%	Excellent	Average
MSR \$1,700	\$1,195	\$700 - 850	\$500 - 600

In 2002, two input jacks were changed to one input jack.

ELECTRIC TUBE AMPS: SHOWMAN SERIES

The Showman is virtually the Twin amplifier in Piggy back version. For the Showman 112/212/115/210 and refer to the Solid State Second series. For the Dual Showman SR that was produced in the late 1980s and early 1990s, refer to the Pro-Tube series.

SHOWMAN (BROWNFACE)

- 85W, 1-12 in. or 1-15 in. JBL speaker in separate cabinet, tube chassis, preamp: 4 X 7025, 2 X 12AX7, power: 4 X 5881, two channels, tremolo, brownface control panel, four inputs, (two normal, two vibrato), nine white or brown knobs (Norm: v, t, b, Vibrato: v, t, b, s, i, Both: p), elaborate porting system, tilt-back legs, cream tolex covering, maroon grille, mfg. 1961-63.



Fender Showman (Piggy-back)
courtesy Dave Rogers

Grading	100%	Excellent	Average
1961 Head & Cab Oxblood	N/A	\$2,750 - 3,500	\$1,750 - 2,250
1962-1963 Head & Cab Wheat	N/A	\$2,500 - 3,000	\$1,500 - 2,000
1961 Head Only Oxblood	N/A	\$1,200 - 1,600	\$750 - 900
1962-1963 Head Only Wheat	N/A	\$1,000 - 1,300	\$650 - 800
Cab Only	N/A	\$425 - 500	\$275 - 325

This model was available with a 12 in. or 15 in. speaker. Some early models (6G14) have a 6 X 7025 and 4 X 6L6GC tube configuration. In 1962, the grille was changed to a wheat color. Later models were labeled Model 6G14-A.

Double/Dual Showman (Brownface)

- similar to the Showman, except has 2-15 in. JBL speakers, mfg. 1961-63.

Grading	100%	Excellent	Average
1961 Oxblood	N/A	\$3,000 - 3,750	\$1,900 - 2,400
1962-1963 Wheat	N/A	\$2,750 - 3,250	\$1,600 - 2,100
Cab Only	N/A	\$500 - 650	\$300 - 350

This model was originally named the Double Showman. In 1963, it was renamed the Dual Showman.

SHOWMAN (BLACKFACE)

- 85W, 1-12 in. or 1-15 in. JBL speaker in seperate cabinet, tube chassis, preamp:2 X 7025, 12AT7, 12AX7, power: 4 X 6L6GC, two channels, tremolo, blackface control panel, four inputs, (two normal, two vibrato), nine silver-top knobs (Norm: v, t, b, Vibrato: v, t, b, s, i, Both: p), elaborate porting system, tilt-back legs, black tolex covering, silver grille, 1963-67.



Fender Showman (Piggy-back)
courtesy Dave Rogers

Grading	100%	Excellent	Average
Head & Cab	N/A	\$2,000 - 2,500	\$1,200 - 1,500
Head Only	N/A	\$800 - 1,000	\$600 - 700
Cab Only	N/A	\$375 - 450	\$225 - 275

This is the model AA763. In 1963, the bright switch replaced the presence control.

Dual Showman (Blackface)

- similar to the Showman, except has 2-15 in. JBL speakers, mfg. 1963-67.



Fender Dual Showman (Piggy-back)
courtesy Dave Rogers

Grading	100%	Excellent	Average
Head & Cab	N/A	\$2,250 - 2,750	\$1,400 - 1,750
Cab Only	N/A	\$425 - 500	\$275 - 325

SHOWMAN (SILVERFACE)

- 85W, 1-15 in. JBL speaker in separate cabinet, tube chassis, preamp: 2 X 7025, 12AT7, 12AX7, power: 4 X 6L6GC, two channels, tremolo, silverface control panel, four inputs, (two normal, two vibrato), nine black knobs (Norm: v, t, b, Vibrato: v, t, b, s, i, Both: p), elaborate porting system, tilt-back legs, black tolex covering, silver grille, mfg. 1968-69.

Grading	100%	Excellent	Average
Head & Cab	N/A	\$1,000 - 1,250	\$650 - 800
Head Only	N/A	\$550 - 650	\$350 - 425
Cab Only	N/A	\$325 - 400	\$200 - 250

Dual Showman (Silverface)

- similar to the Showman, except has 2-15 in. JBL speakers, mfg. 1968-69.

Grading	100%	Excellent	Average
Head & Cab	N/A	\$1,100 - 1,400	\$700 - 850
Cab Only	N/A	\$375 - 450	\$225 - 275

DUAL SHOWMAN REVERB (SILVERFACE)

- 100W, 2-15 in. JBL speakers in a separate cabinet, tube chassis, preamp: 3 X 7025, 2 X 12AT7, 12AX7, power: 4 X 6L6GC, two channels, reverb, vibrato, silverface control panel, four inputs, (two normal and two vibrato), 11 silver-top knobs (Norm: bs, v, b, m, t, Vibrato: bs, v, b, m, t, s, i, r), bright switches on each channel, remote footswitches for vibrato and reverb, black tolex covering, silver grille, mfg. 1969-1980.

Grading	100%	Excellent	Average
1969-1972	N/A	\$1,000 - 1,300	\$550 - 700
1973-1980	N/A	\$900 - 1,100	\$500 - 625
Head Only	N/A	\$600 - 750	\$375 - 450
Cab Only	N/A	\$375 - 450	\$225 - 275

Model AA768. This model was also sold as the Dual Showman Reverb Bass. In 1972, master volume was added. In 1976, a distortion switch was added. This amp is virtually the Twin in piggy-back form. There has also been a model AC568.

ELECTRIC TUBE AMPS: SUPER SERIES


This series started out with the Dual Professional. In 1947, after only one year of production, the name was changed to the Super. Wide panel was introduced in 1952. Narrow panel was introduced in 1954. Brownface and brown tolex was introduced in 1960. This model was disc. in 1964 and replaced by the Super Reverb. The original Super never received the blackface change. For the Super Six Reverb, see the Twin series, since the Super Six is really a Twin chassis. For the Super produced in the 1990s, refer to the Pro-Tube series.

DUAL PROFESSIONAL (SUPER)

- 16W, 2-10 in. Jensen speakers, tube chassis, preamp: 3 X 6SJ7, power: 2 X 6L6, 5U4 rectifier, top numbered control panel, four inputs (two instruments, one mic, one lo-gain), three pointer knobs (mic v, inst. v, tone), fuse holder, and red pilot light, V-front cabinet, early tweed covering, dark brown grille with vertical chrome strip in middle, mfg. 1946-1952.



Fender Super Amp
courtesy solidbodyguitar.com, Inc.



Fender Super Amp
courtesy solidbodyguitar.com, Inc.

Grading	100%	Excellent	Average
1946	N/A	\$3,000 - 4,000	\$2,000 - 2,500
1947-1949	N/A	\$2,300 - 3,000	\$1,400 - 1,750
1950-1952	N/A	\$2,700 - 3,500	\$1,600 - 2,100

This amp was renamed the Super in 1947, and the 3 X 6SJ7 preamp tubes were changed to 3 X 6SC7. The tubes are converted over to 12AX7 and 12AY7 as soon as they were available (Model 5C4). A TV front Super was never made. In 1952, the V front is taken away, There are some Super amplifiers of this time with 6V6 tubes. The Dual Professional was the first two-speaker amp for Fender.

SUPER (WIDE PANEL)

- 20W, 2-10 in. Jensen speakers, tube chassis: 2 X 12AY7, 12AX7, power: 2 X 6L6G, 5U4G rectifier, top numbered control panel, four inputs, three pointer knobs (mic v, inst. v, tone), diagonal tweed covering, brown tweed-era grille, mfg. 1952-54.

Grading	100%	Excellent	Average
	N/A	\$3,000 - 4,000	\$1,600 - 2,100

SUPER (NARROW PANEL)

- 20W, 2-10 in. Jensen speakers, tube chassis, preamp: 2 X 12AY7, 12AX7, power: 2 X 6L6G, 5U4G rectifier, top numbered control panel, four input jacks, four pointer knobs (mic v, inst. v, t, b), ground switch, diagonal tweed covering, brown tweed-era grille, mfg. 1954-1960.



Fender Super Amp (Narrow Panel)
courtesy Dave Rogers



Fender Super Amp (Narrow Panel)
courtesy Dave Rogers

Grading	100%	Excellent	Average
1954-1956	N/A	\$4,000 - 5,000	\$2,500 - 3,250
1957-1960	N/A	\$5,000 - 6,500	\$3,000 - 4,000

This model has a self-balancing paraphrase inverter circuit (Model 5D4). In 1955, 6V6 tubes were introduced (Model 5E4), and the nameplate changed to script type. In 1956, the tubes were changed back to 6L6 (Model 5F4), and the nameplate is changed to Super Amp script. In 1958, a presence control is added.

SUPER (BROWNFACE)

- 30W, 2-10 in. Jensen speakers, tube chassis, preamp: 5 X 7025, power: 2 X 6L6GC, 5U4G rectifier, two channels, tremolo, brownface control panel, four inputs, (two normal two vibrato), nine brown knobs (Norm: v, b, t, Vibrato: v, b, t, s, i, Both: p), brown tolex covering, brown grille, mfg. 1960-64.



Fender Super Amp (Brownface)
courtesy Dave Rogers



Fender Super Amp (Brownface)
courtesy Dave Rogers

Grading	100%	Excellent	Average
	N/A	\$2,300 - 3,000	\$1,200 - 1,600

Add 50% for reverse knobs on the control panel.

Circa 1961-62, a GZ34 rectifier was introduced (6G4). In 1961, a 7025 was replaced by 2 X 12AX7 (Model 6G14-A). From 1962, some amps were made with 5881 output tubes and could produce 45W output. The Super amp was replaced by the Super Reverb.

SUPER REVERB (BLACKFACE)

- 40W, 4-10 in. speakers, tube chassis, preamp: 3 X 7025, 12AX7, 2 X 12AT7, power: 2 X 6L6GC, two channels, tremolo, reverb, blackface control panel, four inputs (two normal, two vibrato), 10 silver-top knobs (Norm: v, t, b, Vibrato: v, t, m, b, r, s, i), two bright switches (one per channel), black tolex covering, silver grille, mfg. 1964-67.



Fender Super Reverb (Blackface)
courtesy Dave Rogers



Fender Super Reverb (Blackface)
courtesy Dave Rogers

Grading	100%	Excellent	Average
	N/A	\$2,000 - 2,500	\$1,200 - 1,500

Introduced as Model AA763.

SUPER REVERB (SILVERFACE)

- 40W, 4-10 in. speakers, tube chassis, preamp: 4 X 7025, 2 X 12AT7, power: 2 X 6L6GC, two channels, tremolo, reverb, silverface control panel, four inputs (two normal, two vibrato), 10 silver-top knobs (Norm: v, t, b, Vibrato: v, t, m, b, r, s, i), two bright switches (one per channel), black tolex covering, silver grille, mfg. 1968-1980.



Fender Super Reverb (Silverface)
courtesy S. P. Fjestad



Fender Super Reverb (Silverface)
courtesy S. P. Fjestad

Grading	100%	Excellent	Average
1968	N/A	\$1,400 - 1,750	\$900 - 1,100
1969	N/A	\$1,100 - 1,400	\$650 - 800
1970-1975	N/A	\$950 - 1,200	\$500 - 650
1976-1980	N/A	\$800 - 1,000	\$425 - 500

The Silverface was introduced as the Model AB568. In 1969, Model AA1069 was introduced. In 1970, the output was raised to 45W. In 1976, a master volume knob and distortion switch was added. In the late 1970s, some models may appear with a mid control in the normal channel. Silver Reverbs come in three different control layouts. The first has 10 knobs, which is listed in the above description. The second features an added Master Volume knob for a total of 11 knobs. The third version has both a Master Volume and a mid control in the Normal channel for a total of 12 knobs.

SUPER REVERB (NEW BLACKFACE)

- 70W, 4-10 in. speakers, tube chassis, preamp: 4 X 7025, 2 X 12AT7, power: 2 X 6L6GC, two channels, tremolo, reverb, blackface control panel, four inputs (two normal, two vibrato), bright switch, 11 silver-top knobs (Norm: v, t, b, Vibrato: v, t, m, b, r, s, i, MV), black tolex covering, silver grille, mfg. 1981-82.

Grading	100%	Excellent	Average
	N/A	\$700 - 850	\$425 - 500

SUPER SIX REVERB

- see the Twin Series listing in the Fender section.

SUPER 60 COMBO

- 60W, 1-12 in. Eminence speaker, tubes chassis, preamp: 2 X 12AX7, 12AT7, power: 2 X 6L6, black control panel, two input jacks, eight red knobs (Ch. 1: v, t, m, b, Ch. 2: v, g, Both: p, r), black tolex covering, black grille, mfg. 1988-1992.

Grading	100%	Excellent	Average
	N/A	\$300 - 375	\$175 - 225

The red knobs on this amp were replaced by black ones shortly after the amp was introduced. This unit was available as a head-unit only or as a combo.

Super 60 Head (No. 021-6408)

- similar to the Super 60, except in a head-unit four-space rack mount enclosure, mfg. 1988-1992.

Grading	100%	Excellent	Average
	N/A	\$200 - 250	\$120 - 150

Super 112 Combo

- similar to the Super 60, except has overdrive channel, and a notch filter, Celestian speakers an option, mfg. 1990-93.

Grading	100%	Excellent	Average
	N/A	\$325 - 400	\$175 - 225

Super 210 Combo

- similar to Super 210, except has 2-10 in. speakers, mfg. 1990-93.

Grading	100%	Excellent	Average
	N/A	\$350 - 425	\$200 - 250

ELECTRIC TUBE AMPS: TREMOLUX SERIES

TREMOLUX (NARROW PANEL)

- 15W, 1-12 in. Jensen speaker, tube chassis, preamp: 12AY7, 2 X 7025, power: 2 X 6L6, 5AR4 rectifier, tremolo, top numbered control panel, four input jacks, five pointer knobs (mic v, inst. v, tone, s, d), tremolo foot control switch, diagonal tweed covering, brown tweed-era grille, mfg. 1955-1960.



Fender Tremolux
courtesy solidbodyguitar.com, Inc.



Fender Tremolux
courtesy solidbodyguitar.com, Inc.



Fender Tremolux
courtesy solidbodyguitar.com, Inc.

Grading	100%	Excellent	Average
	N/A	\$2,500 - 3,250	\$1,500 - 2,000

First model was the 5E9. In 1957, output was changed to 18W (Model 5G9). In the later models, they may have different phase inverter and tremolo circuits. The nameplate changed in 1957. This was the first Fender amp with an electric tremolo unit.

TREMOLUX (BROWNFACE)

- 30W, 1-10 in. speaker, tube chassis, preamp: 4 X 7025, power: 2 X 6L6GC, 5AR4 rectifier, tremolo, front brownface control panel, four input jacks (two bright, two normal), tremolo works on both channels, eight cream knobs (Bright: v, t, b, Norm: v, t, b, Both: s, i), cream tolex covering, maroon or wheat grille, mfg. 1961-63.



Fender Tremolux (Piggy-back)
courtesy Dave Rogers



Fender Tremolux (Piggy-back)
courtesy Dave Rogers

Grading	100%	Excellent	Average
1961-1963	N/A	\$2,000 - 2,500	\$1,200 - 1,500
1964-1967	N/A	\$1,750 - 2,250	\$1,100 - 1,400

Model 6G9-A was first to have 6L6 tubes. In 1962, the 1-10 in. speaker was changed to 2-10 in. (Model 6G9-B). In 1963, the maroon grille was changed to a wheat grille and later that year the handle was changed to black.

TREMOLUX (BLACKFACE)

- 30W, 2-10 in. speaker, tube chassis, preamp: 3 X 7025, 12AT7, power: 2 X 6L6GC, 5AR4 rectifier, tremolo, front blackface control panel, four input jacks (two bright, two normal), tremolo works on both channels, eight cream knobs (Bright: v, t, b, Norm: v, t, b, Both: s, i), black tolex covering, silver grille, mfg. 1964-66.



Fender Tremolux (Piggy-back)
courtesy Dave Rogers



Fender Tremolux (Piggy-back)
courtesy Dave Rogers

Grading	100%	Excellent	Average
	N/A	\$1,400 - 1,750	\$850 - 1,100

The Blackface was introduced as the Model AA763. In 1964, a bright switch was added. This amp used the same chassis as the Bandmaster, Concert, Pro, and Vibrolux of the same era.

ELECTRIC TUBE AMPS: TWIN SERIES

For "The Twin" model made in the late 1980s and early 1990s, see the Pro-Tube series.

TWIN (WIDE PANEL)

- 15W, 2-12 in. Jensen Concert Series speakers, tube chassis, preamp: 3 X 6SC7, 6J5, power: 2 X 6L6, 5U4 rectifier, top numbered control panel, four input jacks, four pointer knobs (mic v, inst. v, b, t), diagonal tweed covering, brown cloth grille, mfg. 1952-54.

Grading	100%	Excellent	Average
	N/A	\$4,000 - 5,500	\$2,750 - 3,500

This was the first wide panel amp for Fender and the first to offer dual tone controls. Model 5D8 featured a 12AY7 tube.

TWIN (NARROW PANEL)

- 50W, 2-12 in. Jensen speakers, tube chassis, preamp: 3 X 12AY7, 12AX7, power: 2 X 6L6, rectifier: 2 X 5Y3GY, top numbered control panel, four input jacks, five pointer knobs (mic v, inst. v, b, t, p), diagonal tweed covering, brown tweed-era grille, mfg. 1954-1960.



Fender Twin (Narrow Panel)
courtesy Dave Rogers



Fender Twin (Narrow Panel)
courtesy Dave Rogers

Grading	100%	Excellent	Average
1954-1955 5 Knobs	N/A	\$7,000 - 9,000	\$5,000 - 6,000
1956-1957 6 Knobs	N/A	\$8,000 - 10,000	\$6,000 - 7,000
1958-1960 6 Knobs	N/A	\$8,500 - 11,000	\$6,500 - 7,500

Model 5E8 was the first to have 50W. In 1955, the rectifiers were changed to 2 X 5U4G (Model 5F8) and later on to a5AR4 (Model 5F8-A). In 1956, a mid-range control is added along with bright and normal inputs. In 1958, the pre-amp and driver tubes were changed to a 12AY7 and 2 X 12AX7, and the output tubes are changed to 4 X 5881. This is model 5F8-A, and power output was reported at 85W. The control panel now had six knobs. A few of the very late (1960) models were covered in brown tolex with the top control panel. Some collectors say early Twin's had 2-10 in. speakers.

TWIN (BROWNFACE)

- 90W, 2-12 in. Jensen speakers, tube chassis, preamp: 6 X 7025, power: 4 X 6L6GC, solid state rectifier, two channels, tremolo, front brownface control panel, four input jacks (two normal, two vibrato), nine cream knobs (Norm: v, t, b, Vibrato: v, t, b, s, i, Both: p), cream tolex covering, maroon or wheat colored grille, mfg. 1960-63.



Fender Twin Amp (Brownface)
courtesy Willie's American Guitars



Fender Twin Amp (Brownface)
courtesy Willie's American Guitars

Grading	100%	Excellent	Average
1960-1961 Maroon	N/A	\$8,000 - 10,000	\$6,000 - 7,000
1961-1963 Wheat	N/A	\$6,500 - 8,000	\$4,500 - 5,500

Model number 6G8A changed the tube schematics to 6 X 7025 and 4 X 6L6. There are many different variants of this model over its 11 year existence. There are a few amps made with brown tolex covering and a smaller box. The Twin was phased out when the Twin Reverb was introduced.

TWIN REVERB (BLACKFACE)

- 85W, 2-12 in. Jensen speakers, tube chassis, preamp: 3 X 7025, 2 X 12AT7, 12AX7, power: 4 X 6L6GC, solid-state rectifier, two channels, reverb, vibrato, front blackface control panel, four input jacks (two normal, two vibrato), bright and middle switches, 11 silver-top knobs (Norm: v, t, m, b, Vibrato: v, t, m, b, r, s, i), black tolex covering, silver grille, mfg. 1963-67.



Fender Twin Reverb (Blackface)
courtesy Dave Rogers



Fender Twin Reverb (Blackface)
courtesy Dave Rogers

Grading	100%	Excellent	Average
	N/A	\$2,250 - 2,750	\$1,400 - 1,750

TWIN REVERB (SILVERFACE)

- 85W, 2-12 in. Jensen speakers, tube chassis, preamp: 3 X 7025, 2 X 12AT7, 12AX7, power: 4 X 6L6GC, solid-state rectifier, two channels, reverb, vibrato, front silverface control panel, four input jacks (two normal, two vibrato), bright and middle switches, 11 silver-top knobs (Norm: v, t, m, b, Vibrato: v, t, m, b, r, s, i), black tolex covering, silver grille, mfg. 1968-1980.



Fender Twin Reverb (Silverface)
courtesy S. P. Fjestad



Fender Twin Reverb (Silverface)
courtesy S. P. Fjestad

Grading	100%	Excellent	Average
1968-1972	N/A	\$900 - 1,200	\$500 - 700
1973-1976	N/A	\$800 - 1,000	\$525 - 600
1976-1980	N/A	\$750 - 900	\$425 - 500

In 1968, the Silverface is introduced with silver control panel, blue cloth grille, and aluminum trim. The Silverface is the same as the Blackface in the schematics. In 1973, the output was raised to 100W and a master volume control was added. In 1976, a push/pull distortion switch was added to the master volume control and JBL speakers became an option.

TWIN REVERB (NEW BLACKFACE)

- 135W, 2-12 in. Jensen speakers, tube chassis, preamp: 4 X 7025, 2 X 12AX7, power: 4 X 6L6GC, solid-state rectifier, two channels, reverb, vibrato, front blackface control panel, four input jacks (two normal, two vibrato), bright and middle switches, 12 silver-top knobs (Norm: v, t, m, b, Vibrato: v, t, m, b, r, s, i, MV), black tolex covering, silver grille, mfg. 1981-83.

Grading	100%	Excellent	Average
	N/A	\$650 - 800	\$375 - 450

QUAD REVERB

- 100W, 4-12 in. Jensen speakers, tube chassis, preamp: 4 X 7025, 2 X 12AT7, power: 4 X 6L6, solid-state rectifier, two channels, reverb, vibrato, front silverface control panel, four input jacks (two normal, two vibrato), bright and middle switches, 12 silver-top knobs (Norm: v, t, m, b, Vibrato: v, t, m, b, r, s, i, MV), black tolex covering, silver grille, mfg. 1970-79.

Grading	100%	Excellent	Average
	N/A	\$650 - 800	\$375 - 450

The Quad Reverb has the same chassis as the Twin Reverb.

SUPER SIX REVERB

- 100W, 6-10 in. Jensen speakers, tube chassis, preamp: 4 X 7025, 2 X 12AT7, power: 4 X 6L6, solid-state rectifier, two channels, reverb, vibrato, front silverface control panel, four input jacks (two normal, two vibrato), bright and middle switches, 12 silver-top knobs (Norm: v, t, m, b, Vibrato: v, t, m, b, r, s, i, MV), black tolex covering, silver grille, mfg. 1970-79.

Grading	100%	Excellent	Average
	N/A	\$750 - 900	\$525 - 600

The Super Six Reverb has the same chassis as the Twin Reverb. It features removable casters on the side and uses a series-parallel connection.

SUPER TWIN

- 180W, 2-12 in. speakers, tube chassis, preamp: 2 X 7025, 12AT7, 6CX8, 6C10, power: 6 X 6L6, solid-state rectifier, front black control panel, two inputs, elaborate equalization system, new active electronics, 12 silver-top knobs (v, t, m, b, p, distortion, output level, and five-way equalization), black tolex covering, black grille with white trim, casters, mfg. 1975-76.

Grading	100%	Excellent	Average
---------	------	-----------	---------

	N/A	\$425 - 500	\$275 - 325
--	-----	-------------	-------------

Super Twin Reverb

- similar to Super Twin except has reverb unit, tube schematics were changed to: one 7025 was replaced with two sections of a 6C10 triple triode, the reverb driver was a 6CX8 pentode, mfg. 1977-1980

Grading	100%	Excellent	Average
	N/A	\$525 - 600	\$325 - 375

This model replaced the Super Twin in 1977.

TWIN REVERB II

- 105W, 2-12 in. speakers, tube chassis, preamp: 5 X 7025, 2 X 12AT7, power: 4 X 6L6GC, new blackface control panel, two inputs, 12 silver-top knobs (Ch.1: v, t, m, b, Ch.2: v, g, MV, t, m, b, r, p), three-stage distortion, channel switching, rear mounted effects loop, black tolex covering, silver grille, mfg. 1982-85.

Grading	100%	Excellent	Average
	N/A	\$600 - 750	\$325 - 400

Note: production of this amp stopped in 1985 at the end of CBS ownership, but was still sold though 1986. This amp was also available in a head/cabinet version.

ELECTRIC TUBE AMPS: VIBRASONIC/VIBROSONIC SERIES

VIBRASONIC (BROWNFACE)

- 25W, 1-15 in. JBL speaker, tube chassis, preamp: 5 X 7025, power: 2 X 6L6GC, two channels, tremolo, brownface control panel, four inputs (two normal, two vibrato), nine brown knobs (Norm: v, t, b, Vibrato: v, t, b, s, i, Both: p), brown tolex covering, brown tweed-era grille, mfg. 1959-1963.



Fender Vibrasonic (Brownface)
courtesy Dave Rogers



Fender Vibrasonic (Brownface)
courtesy Dave Rogers

Grading	100%	Excellent	Average
1959-1960 Brown	N/A	\$1,800 - 2,500	\$1,200 - 1,500
1961 Maroon	N/A	\$1,600 - 2,300	\$1,000 - 1,350
1962-1963 Wheat	N/A	\$1,500 - 1,900	\$950 - 1,200

Introduced as the Model 5G13. This amp had a reversed control layout at first but went back to the original design shortly thereafter. In 1961, the grille turned to maroon, and in 1962, it turned to wheat. Later models used 2 X 12AX7 tubes in the tremolo circuit rather than the 7025 and 5881 tubes (Model 6G13-A). This amp was a very close relative to the Pro amp with vibrato and a 15 in. JBL speaker.

VIBROSONIC (SILVERFACE)

- 100W, 1-15 in. speaker, tube chassis, preamp: 3 X 7025, 2 X 12AT7, 12AX7, power: 4 X 6L6GC, two channels, reverb, vibrato, silverface control panel, four inputs (two normal, two vibrato), bright switches, 12 silver-top knobs (Norm: v, t, m, b, Vibrato: v, t, m, b, r, s, i, Both: MV), black tolex covering, silver grille, mfg. 1972-1981.

Grading	100%	Excellent	Average
	N/A	\$600 - 750	\$425 - 500

No, that is not an error in spelling, it is the Vibr-O-sonic. This amp was released nine years after the original Vibrasonic was released, but it is more similar to the Twin, Quad, and Super-Six Reverb amps. It doesn't have a lot to do with the original Vibrasonic. In 1974, a less expensive JBL D-130F was offered for a speaker. In 1976, a distortion switch was added to the master volume knob. In 1979, the JBL speaker was replaced with a 15 in. Electro-voice.

ELECTRIC TUBE AMPS: VIBROLUX SERIES

VIBROLUX (NARROW PANEL)

- 10W, 1-10 in. Jensen, tube chassis, preamp: 2 X 12AX7, power: 2 X 6V6, 5Y3 rectifier, tremolo, top black control panel, three inputs, four pointer knobs (v, tone, s, d), diagonal tweed covering, brown tweed-era grille, mfg. 1954-1961.



Fender Vibrolux (Narrow Panel)
courtesy Dave Rogers



Fender Vibrolux (Narrow Panel)
courtesy Dave Rogers



Fender Vibrolux (Narrow Panel)
courtesy Willie's American Guitars

Grading	100%	Excellent	Average
	N/A	\$1,700 - 2,200	\$1,100 - 1,400

The early variations were Model 5E11. Model 5F11 featured three inputs, and the four controls.

VIBROLUX (BROWNFACE)

- 30W, 1-12 in. Jensen speakers, tube chassis, preamp: 2 X 7025, 2 X 12AX7, power: 2 X 6L6GC, two channels, vibrato, front blackface control panel, four inputs, two normal, two bright, eight brown knobs (Norm: v, t, b, Vibrato: v, t, b, Both: s, i), tremolo

works on both channels, brown tolex covering, light brown grille, mfg. 1961-63.



Fender Vibrolux (Brownface)
courtesy Dave Rogers



Fender Vibrolux (Brownface)
courtesy Dave Rogers



Fender Vibrolux (Narrow Panel)
courtesy Willie's American Guitars

Grading	100%	Excellent	Average
	N/A	\$2,250 - 2,750	\$1,400 - 1,750

This model was introduced as the 6G11.

VIBROLUX (BLACKFACE)

- 30W, 1-12 in. Jensen speakers, tube chassis, preamp: 4 X 7025, power: 2 X 6L6GC, two channels, vibrato, front blackface

control panel, four inputs (two normal, two bright), eight black knobs (Norm: v, t, b, Vibrato: v, t, b, s, i), tremolo works only on Vibrato channel, black tolex covering, silver grille, mfg. 1964-65.



Fender Vibrolux (Blackface)
courtesy Dave Rogers



Fender Vibrolux (Blackface)
courtesy Dave Rogers



Fender Vibrolux (Narrow Panel)
courtesy Willie's American Guitars

Grading	100%	Excellent	Average
	N/A	\$2,000 - 2,500	\$1,200 - 1,500

VIBROLUX REVERB (BLACKFACE)

- 35W, 2-10 in. Jensen speakers, tube chassis, preamp: 3 X 7025, 2 X 12AT7, 12AX7, power: 2 X 6L6GC, two channels, vibrato,

reverb, blackface control panel, four inputs (two normal, two vibrato), bright switches, nine silver-top knobs (Norm: v, t, b, Vibrato: v, t, b, r, s, i), black tolex covering, silver grille, mfg. 1964-67.



Fender Vibrolux Reverb
courtesy Savage Audio



Fender Vibrolux Reverb
courtesy Savage Audio



Fender Vibrolux (Narrow Panel)
courtesy Willie's American Guitars

Grading	100%	Excellent	Average
1964-1965	N/A	\$2,500 - 3,000	\$1,500 - 2,000
1966-1967	N/A	\$2,000 - 2,500	\$1,200 - 1,500

This model was introduced as the AA964.

VIBROLUX REVERB (SILVERFACE)

- 40W, 2-10 in. Jensen speakers, tube chassis, preamp: 3 X 7025, 2 X 12AT7, 12AX7, power: 2 X 6L6GC, two channels, vibrato, reverb, silverface control panel, four inputs (two normal, two vibrato), bright switches, nine silver-top knobs (Norm: v, t, b, Vibrato: v, t, b, r, s, i), black tolex covering, silver grille, mfg. 1967-1979.



Fender Vibrolux Reverb-Amp
courtesy David Chandler/R&R Guitars



Fender Vibrolux Reverb-Amp
courtesy David Chandler/R&R Guitars



Fender Vibrolux (Narrow Panel)
courtesy Willie's American Guitars

Grading	100%	Excellent	Average
1967-1974	N/A	\$1,200 - 1,500	\$750 - 900
1975-1979	N/A	\$950 - 1,200	\$600 - 750


ELECTRIC TUBE AMPS: VIBROVERB SERIES

VIBROVERB (BROWNFACE)

- 35W, 2-10 in. Oxford speakers, tube chassis, preamp: 4 X 7025, 2 X 12AX7, power: 2 X 6L6GC, 5U4 rectifier, two channels, reverb, vibrato, brownface control panel, four input jacks (two normal, two bright), nine brown knobs (Norm: v, t, b, Bright: v, t, b, r, Both: s, i), tilt-back legs, brown tolex covering, light brown grille, mfg. 1963 only.



Fender Vibroverb (Brownface)
courtesy Dave Rogers



Fender Vibroverb (Brownface)
courtesy Dave Rogers

Grading	100%	Excellent	Average
	N/A	\$6,500 - 8,000	\$5,500 - 5,500

VIBROVERB (BLACKFACE)

- 40W, 1-15 in. speaker, tube chassis, preamp: 3 X 7025, 12AX7, 2 X 12AT7, power: 2 X 6L6GC, 5U4 rectifier, two channels (normal and vibrato), four input jacks (two for each channel), blackface control panel, nine silver-top knobs (Norm: v, t, b, Vibrato: v, t, b, r, s, i), bright switches, black tolex covering, silver grille, mfg. 1963-64.



Fender Vibroverb (Blackface)
courtesy Dave Rogers



Fender Vibroverb (Blackface)
courtesy Dave Rogers

Grading	100%	Excellent	Average
	N/A	\$3,500 - 4,500	\$2,250 - 2,750

Blackface introduced as Model AA763. This version of the Vibroverb was completely different from the first version with different circuitry in the phase inverter and tremolo. Fender stopped making this amp in fall of 1964, however models were still sold through early 1965. This model was replaced by the Vibrolux Reverb.

ELECTRIC TUBE AMPS: VINTAGE REISSUE SERIES

'59 BASSMAN REISSUE (NO. 021-7100-000)

- 45W, 4-10 in. 8 Ohm Jensen P10R speakers, tubes chassis: preamp: 2 12AX7, power: 2 X 6L6 Groove Tube, plug in 8 pin tube rectifier (can plug in a 5AR4 or 5U4), dual channels (normal and bright), top chrome control panel with numbers to 12, 4 inputs, two per channel, six chickenhead knobs (p, m, b, t, v bright, v norm), diagonal tweed covering, Oxblood grille cloth, 53 lbs., mfg. 1990-2003.

Grading	100%	Excellent	Average
	\$995	\$600 - 725	\$400 - 500

Last MSR was \$1,420.

'59 BASSMAN LTD (NO. 217-1000-010)

- 50W, 4-10 in. 8 Ohm Jensen P10R speakers, tube chassis: preamp: 2 12AX7, power: 2 X 6L6-GE, 5AR4 rectifier, dual channels (normal and bright), top chrome control panel with numbers to 12, 4 inputs, two per channel, six chickenhead knobs (p, m, b, t, v bright, v norm), diagonal tweed covering, Oxblood grille cloth, 53 lbs., mfg. 2004-present.



courtesy Fender

Grading	100%	Excellent	Average
MSR \$1,714	\$1,200	\$750 - 900	\$500 - 600

'63 FENDER REVERB (NO. 021-7500-000)

- reverb unit that can be added to any other amp, tube chassis, preamp: 12AX7, 12AT7, power: 6V6, top black control panel, single input and output, three black knobs (dwell, mixer, tone), brown tolex covering, wheat grille, 13 lbs., mfg. 1994-present.



courtesy Fender

Grading	100%	Excellent	Average
MSR \$714	\$500	\$300 - 350	\$175 - 225

This model was originally available in four different colors including black tolex with silver grille cloth, tweed with oxblood grille cloth and chickenhead knobs, blond with oxblood grille cloth and the brown tolex with wheat grille. Brown tolex and wheat grille replaced all the other coverings in the late 1990s.

'63 VIBROVERB REISSUE (NO. 021-7200-000)

- 40W, 2-10 in. speakers, tube chassis, preamp: 4 X 12AX7, 2 X 12AT7, power: 2 X 6L6GC, solid-state rectifier, vibrato, reverb, two channels (normal and bright), brownface control panel, four input jacks, two for each channel, nine brown knobs (Norm: v, t, b, Bright: v, t, b, r, Both: s, i), brown tolex covering, light brown grille, mfg. 1990-95.

Grading	100%	Excellent	Average
---------	------	-----------	---------

	N/A	\$550 - 650	\$350 - 425
--	-----	-------------	-------------

Last MSR was \$1,080.

'65 DELUXE REVERB VINTAGE REISSUE (NO. 021-7400-000)

- 22W, 1-12 in. speaker, all-tube chassis: preamp: 4 X 12AX7, 2 X 12AT7, power: 2 X 6V6, 5AR4 rectifier, two channels, reverb, vibrato, front blackface control panel, four inputs, two normal, two vibrato, nine silver-top knobs (Norm, v, b, t, Vibrato, v, b, t, r, s, i), two-button footswitch, black tolex covering, silver grille, 42 lbs., mfg. 1993-present.



Fender Deluxe Reverb Reissue (Blackface)
courtesy George Maquire



Fender Deluxe Reverb Reissue (Blackface)
courtesy George Maquire



courtesy Fender

Grading	100%	Excellent	Average
MSR \$1,214	\$850	\$525 - 625	\$350 - 425

This amp was available in other coverings other than black tolex in the 1990s.

'65 SUPER REVERB (NO. 021-7600-000)

- 40W, 4-10 in. Jensen P-10R Alnico speakers, tubes chassis: preamp: 4 X 12AX7, 2 X 12AT7, power: 2 X 6L6 Groove Tube, 5AR4 rectifier, dual channels, vibrato, reverb, black control panel, four inputs, two normal, two vibrato, 10 silver-top knobs (Norm: v, t, b, Vibrato: v, t, m, b, r, s, i), two-button footswitch (reverb and vibrato), tilt back legs, black textured vinyl, silver grille, 65 lbs., mfg. 2001-present.



courtesy Fender

Grading	100%	Excellent	Average
MSR \$1,714	\$1,200	\$750 - 900	\$500 - 600

In 2002, the output was increased to 45W.

'65 TWIN REVERB REISSUE (NO. 021-7300-000)

- 85W, 2-12 in. Jensen speakers, tubes chassis: preamp: 4 X 12AX7, 2 X 12AT7, power: 4 X 6L6GC, two channels, reverb, vibrato, blackface control panel, four inputs, two normal, two vibrato, bright switches, 11 silver-top knobs (Norm: v, t, m, b, Vibrato: v, t, m, b, r, s, i), two button footswitch for reverb and vibrato, tilt-back legs, black tolex covering, silver grille, 64 lbs., mfg. 1991-present.



courtesy Fender

Grading	100%	Excellent	Average
MSR \$1,642	\$1,150	\$700 - 850	\$475 - 550

'65 TWIN REVERB CUSTOM 15 (NO. 217-3000-010)

- 85W, 1-15 in. Eminence speaker, tubes chassis: preamp: 4 X 12AX7, 2 X 12AT7, power: 4 X 6L6GC, two channels, reverb, vibrato, blackface control panel, four inputs, two normal, two vibrato, bright switches, 11 silver-top knobs (Norm: v, t, m, b, Vibrato: v, t, m, b, r, s, i), two button footswitch for reverb and vibrato, tilt-back legs, black tolex covering, silver grille, casters, 64 lbs., mfg. 2004-present.



courtesy Fender

Grading	100%	Excellent	Average
MSR \$1,700	\$1,190	\$750 - 875	\$475 - 575

CHAMPION 600 (NO. 233-0100)

- 5W, 1-6 in. speaker, two tube chassis, preamp: 1 X 12AX7A, power: 1 X 6V6, solid-state rectifier, single channel, rear brown control panel, two inputs (high and low), single volume knob, two-tone brown/blonde vinyl covering, TV-style brown grille, 12 in. wide, 11 in. tall, 7.5 in. deep, 15 lbs., new 2007.

Grading	100%	Excellent	Average
MSR \$266	\$200	\$120 - 150	\$75 - 95

ELECTRIC TUBE AMPS: MISC. TUBE SERIES

30

- 30W, 2-10 in. or 1-12 in. speakers, tube chassis, preamp: 4 X 7025, 2 X 12AT7, power: 2 X 6L6, 5U4 rectifier, two channels, reverb, front black control panel, two inputs, nine silver-top knobs (Ch. 1: v, t, b, Ch. 2: g, t, m, b, r, v), some knobs have push/pull switches, bright switches, two-button footswitch, black tolex covering, silver or black grille, mfg. 1979-1982.

Grading	100%	Excellent	Average
	N/A	\$475 - 550	\$275 - 325

In 1981, the grille cloth was changed to silver.

75

- 75W, 1-15 in. speaker, tube chassis, preamp: 4 X 7025, 2 X 12AT7, power: 2 X 6L6, solid-state rectifiers, two channels, reverb, front black control panel, two inputs, eight silver-top knobs (Ch. 1: g, t, m, b, Ch. 2: lead drive, r, lead level, MV), some knobs have push/pull switches, bright switches, black tolex covering, silver grille, mfg. 1979-1982.



Fender 75
courtesy Ferris Wheel Music

Grading	100%	Excellent	Average
	N/A	\$425 - 500	\$250 - 300

In 1981, the grille cloth was changed to silver.

75 Piggy-Back

- similar to the 75 Combo, except in a separate head and cabinet unit that had either 1-15 in. or 4-10 in. speakers, mfg. 1979-1982.

Grading	100%	Excellent	Average
Head & Cabinet	N/A	\$425 - 500	\$250 - 300
Head Only	N/A	\$250 - 300	\$125 - 175

140

- 135W, 4-12 in. speakers in a separate cab, tube chassis, preamp: 4 X 7025, 2 X 12AT7, power: 4 X 6L6, solid-state rectifier, two channels, reverb, front black control panel, two inputs, eight silver-top knobs (Ch. 1: g, t, m, b, Ch. 2: lead drive, r, lead level, MV), some knobs have push/pull switches, bright switches, black tolex covering, silver grille, mfg. 1979-1982.

Grading	100%	Excellent	Average
Head & Cabinet	N/A	\$525 - 600	\$300 - 350
Head Only	N/A	\$300 - 350	\$175 - 225

In 1981, the grille cloth was changed to silver.

300PS

- 300W, head-unit with a metal stand, 4-12 in. cabinet that is separate, tube chassis, preamp: 2 X 7025, 12AT7, 6V6, power: 4 X 6550, black control panel, two input jacks, 12 silver-top numbered knobs (v, t, m, b, p, 5-way equalizer, distortion, output), black tolex covering, black foam grille, mfg. 1975-79.

Grading	100%	Excellent	Average
	N/A	\$600 - 700	\$375 - 450

This amp was also available as the 300PS Bass with a larger cabinet. This amp was offered through the release of the B-300, which is a solid state amp.

400 PS BASS


- 435W, head-unit that has a metal stand, 18 in. horn cabinet separate from the head, tube chassis, preamp: 6 X 7025, 12AT7, power: 6 X 6550, black control panel, four input jacks (two bass, two normal), bass and bright switches, 11 numbered knobs (Bass: v, t, b, Norm: v, t, m, b, r, s, i, MV), three power output jacks, black tolex covering, black foam grille, mfg. 1970-75.

Grading	100%	Excellent	Average
	N/A	\$625 - 750	\$400 - 475

The three output jacks boasted to have each 145W output, when you could get all the power out of one. There were three amplifiers within the model and they all came together to drive the massive cabinet. This was Fender's response to the power race in bass amplifiers in the 1970s.

BANTAM BASS

- 50W, Yamaha plastic cone non-circular speaker, tube chassis, preamp: 2 X 7025, 12AT7, power: 2 X 6L6, 5U4 rectifier, two channels (bass and normal), silverface control panel, four input jacks (two per channel), seven silver-top knobs (Norm: v, b, t, Vibrato: v, b, t, s, i, r), bright switches, black tolex covering, silver grille, mfg. 1969-1971.



Fender Bantam Bass
courtesy Greg Wells



Fender Bantam Bass
courtesy Greg Wells

Grading	100%	Excellent	Average
---------	------	-----------	---------

	N/A	\$475 - 550	\$300 - 350
--	-----	-------------	-------------

Add \$100 for original working Yamaha speaker.

The Bantam Bass was replaced by the Bassman Ten in 1972. This amp featured a very oddly-shaped speaker made by Yamaha (see picture). It is very rare to find a replacement speaker and working Bantam amps with original speakers are very rare in today's market.

K&F

- 3W, 1-8 in. or 1-10 in. speaker, tube chassis, preamp: 6N7, power: 6V6, 5Y3 rectifier, no controls, gray crackle paint, coarse mesh or cloth, mfg. 1945-46.

Grading	100%	Excellent	Average
	N/A	\$525 - 600	\$300 - 350

This amp was the first produced by Leo Fender. The K&F was meant for steel type guitars. Some models would have one volume knob. This model was found with two different sized speakers. This is an extremely rare amplifier.

MUSICMASTER BASS

- 12W, 1-12 in. speaker, tube chassis preamp: 12AX7, power: 2 X 6V6GTA, silverface control panel, two black plastic knobs with silver skirts, (v, tone), black tolex covering, silver grille, mfg. 1970-1982.



Fender Musicmaster (Silverface)
courtesy Savage Audio



Fender Musicmaster (Silverface)
courtesy Savage Audio

Grading	100%	Excellent	Average
	N/A	\$250 - 300	\$125 - 175

The Musicmaster is one of the earliest versions using a phase inverter. Around 1976, the nameplate lost the tail. In 1982, blackface was reintroduced for its final year of existence. This model was replaced by the Bassman 20. Later models may utilize 6AQ5A power tubes.

STUDIO BASS

- 200W, 1-15 in. Electrovoice, tube chassis, preamp: 2 X 7025, 12AT7, 12AU7A, 12AX7A, power: 6 X 6L6, new blackface control panel, two inputs, 12 silver-top knobs (v, t, m, b, p, distortion, output level, five-way equalization), black tolex covering, black grille, mfg. 1977-1980.

Grading	100%	Excellent	Average
	N/A	\$525 - 600	\$300 - 350

This amp combined the equalization system of the 300 PS with the Super Twin chassis.

TBP-1 TUBE BASS PRE-AMP (NO. 21-47000-000)

- preamp only, tube chassis, preamp: 2 X 12AX7, two channels, front silver control panel, single input, 11 black knobs (Ch. 1: v, b, m, t, Ch. 2: g, v, blend, Vari Q: freq, level, room balance, MV), rear panel: footswitch jack, active crossover with balance and freq controls, main output, line out with level control, effects loop with trim level, tuner out, optional input jack, black casing, 13 lbs., mfg. 2005-present.



courtesy Fender

Grading	100%	Excellent	Average
MSR \$929	\$650	\$400 - 475	\$250 - 300

WHITE

- 3W, 1-8 in. speaker, tube chassis, preamp: 12AX7, power: 6V6, 5Y3 rectifier, top numbered control panel, two pointer knobs (v, tone), grey fabric covering, blue-black grille, mfg. 1955 only.

Grading	100%	Excellent	Average
	N/A	\$475 - 575	\$300 - 350

This was an amp produced by Leo Fender, but didn't bear the Fender name. The White was a student amp that came with a matching steel guitar, and was a tribute to Forest White.

ELECTRIC TUBE AMPS: CUSTOM SHOP SERIES

The Fender Custom shop was introduced in 1993, and was created to bring back vintage models and put some modifications to them. It was also partly created to design the odd-ball models that custom-shops are known for doing. The first amps are styled like the early 60s brownface amps with cream tolex covering. Later on, Fender started to produce other amps like old vintage such as the woodies, and a narrow panel tweed. Some new ideas have been introduced as well.

'57 DELUXE AMP (NO. 815-0500)

- 12W, 1-12 in. Alnico Jensen P-12Q speaker, five tube chassis, preamp: 2 X 12AX7 (or 12AY7), power: 2 X 6V6, rectifier: 5Y3GT, two channels, top chrome control panel, four inputs (two inst., two mic.), three black chickenhead knobs (tone, inst. v, mic. v), standby switch, tweed covering, brown/gold grille cloth, cover included, 20 in. wide, 16.75 in. tall, 9.5 in. deep, 30 lbs., new 2007.

Grading	100%	Excellent	Average
MSR \$2,570	\$1,800	\$1,150 - 1,350	\$750 - 875

This model is based on the 1957 Fender Deluxe with Model 5E3 circuitry. Original models featured a polarity switch and in place of that, this new model has a standby switch.

'57 TWIN AMP (NO. 814-0500-000)

- 40W, 2-12 in. Alnico speakers, all-tube chassis, preamp: 4 X 12AX7, power: 2 X 6L6-GE, 2 X 5U4 rectifiers, two channels, top chrome control panel, four inputs, five black chickenhead knobs (p, b, t, v bright, v norm), tweed covering, brown/gold grille cloth, cover included, 44 lbs., mfg. 2004-present.



courtesy Fender

Grading	100%	Excellent	Average
MSR \$3,000	\$2,100	\$1,400 - 1,600	\$850 - 1,000

'64 VIBROVERB CUSTOM (NO. 814-0000-000)

- 50W, 1-15 in. Eminence speaker, tube chassis, preamp: 4 X 12AX7, 2 X 12AT7, power: 2 X GT 6L6-GE, 5AR4 rectifier (switchable to a diode), two channels, vibrato, reverb, front blackface control panel, four inputs, nine silver top knobs (Ch. 1: v, t, b, Ch 2: v, t, b, r, s, i), tilt-back legs, two-button footswitch, black tolex covering, silver grille, cover included, 52 lbs., mfg. 2003-present.



courtesy Fender

Grading	100%	Excellent	Average
MSR \$3,500	\$2,450	\$1,600 - 1,900	\$1,000 - 1,200

The late Cesar Diaz, the amp doctor, provided insight in the development of this amp.

CUSTOM SHOP MASTER BUILT GUITAR AMPLIFIERS

- these are amplifiers from the custom shop that are built in limited quantities. These are all tube amps, hand crafted, and are true custom shop creations. Introduced in 2000, these models include vintage woody amps, a narrow panel tweed, and a brand new concoction called the Two Tone. All of these amps are built for outstanding quality with that vintage look. There is the Woody Junior Exotic and Woody Pro Exotic, which are wood cabinets with the metal strips on the panel. The Woody Junior Ash and Woody Pro Ash are 50s style models with narrow panel front, covered in ash and white gloss paint, with a brown grille. The Bass

Breaker is similar to the mid 50s Bassman, with narrow panel tweed, but through brand new Celestion speakers. The Two Tone is a completely different amp than what Fender has ever done before. It has top control panel, but the controls are in the front, the grille is slanted at the top and the covering is black on the sides, and white on the top and bottom. Truly a unique style with quality circuitry. For prices and model numbers check the Fender web site see Trademark Index.)



Fender Two-Tone Custom Shop Amp
courtesy Dave's Guitar Shop



Fender Two-Tone Custom Shop Amp
courtesy Dave's Guitar Shop

DUAL PROFESSIONAL (NO. 081-1005-000)

- 100W, into 4 or 2 Ohms, 2-12 in. Celestion Vintage 30 speakers, tubes chassis: preamp: 4 X 12AX7, 6V6 reverb, dual channels, reverb, vibrato, brownface control panel, two inputs, ten cream knobs (dwell, mix, tone, volume A, volume B, t, m, b, s, i) three switches for FAT and channel switching, two button footswitch, effects loop, cream tolex covering, oxblood grille, 76 lbs., mfg. 1995-2002.

Grading	100%	Excellent	Average
	N/A	\$1,300 - 1,500	\$850 - 1,000

Last MSR was \$3,000.

RUMBLE BASS (NO. 081-2100-000)

- 300W at 2 or 4 Ohms, head unit only, tubes, dual channels, brownface control panel, nine cream knobs, three inputs, cream tolex covering, brown grille, mfg. 1994-98.

Grading	100%	Excellent	Average
	N/A	\$850 - 1,000	\$600 - 700

Last MSR was \$2,400.

Designed to run with a Rumble-Bass 410 Full-Range Speaker Enclosure (No. 081-3100-000), which has 4-10 in. special design cast-frame speakers, and can handle 600W. It was also designed for the Rumble-Bass 410 SUB Speaker enclosure (No. 081-3101-000) which has 4-10 in. special Fender design steel frame speakers, and can also handle 600W. They both last retailed for

\$800.

THE FENDER '57 AMP (NO. 815-0600)

- 12W, 1-12 in. Celestion Alnico Blue speaker, five tube chassis, preamp: 2 X 12AX7 (or 12AY7), power: 2 X 6X6, rectifier: 5Y3GT, two channels, top chrome control panel, four inputs (two inst., two mic.), three chrome Tele-style knobs with "57" engraved logo (tone, inst. v, mic. v), standby switch, solid maple cabinet with Black piano laquer finish, horizontally-split unique-shaped black/silver grille, cover included, 20 in. wide, 18.75 in. tall, 9.5 in. deep, 36 lbs., new 2007.

Grading	100%	Excellent	Average
MSR \$4,000	\$2,800	\$1,900 - 2,200	\$1,150 - 1,350

This model is based on the 1957 Fender Deluxe with Model 5E3 circuitry. Only 300 of these amps were produced and each one has a "One of only 300" badge on the rear panel. This amp is shipped with a Meguiar's Mist & Wipe Kit, leather collectors' portfolio with certificate of authenticity, designer's notes, factory photos, and other accessories.

tone-master (NO. 081-2000-000)

- 100W into 4, 8, or 16 Ohms, head-unit only, tube chassis, preamp: 3 X 12AX7, dual channels, brownface control panel, one input, nine cream knobs (Ch. 1 v, t, b, m, Ch. 2 gain, t, b, m, v), FAT switches, effects loops, footswitch, one-button footswitch, cream tolex covering, brown grille, 45 lbs., mfg. 1994-2002.



Fender Tonemaster
courtesy solidbodyguitar.com, Inc.



Fender Tonemaster
courtesy solidbodyguitar.com, Inc.

Grading	100%	Excellent	Average
	N/A	\$900 - 1,050	\$650 - 750

Last MSR was \$2,300.

Tone Master 212 Enclosure (No. 081-3000-000)

- 2-12 in. Celestion G1280 speakers, speaker cabinet for Tone Master heads, 13-ply birch cabinet, blonde tolex covering, oxblood

grille, 74 lbs., mfg. 1994-2002.

Grading	100%	Excellent	Average
	N/A	\$325 - 375	\$225 - 275

Last MSR was \$700.

Also available as the Tone Master 212 V30 (No. 081-3003-000) enclosure, which has 2-12 in. Celestion Vintage 30 speakers.

Tone Master 412 Enclosure (No. 081-3001-000)

- 4-12 in. Celestion Vintage 30 speakers, speaker cabinet for Tone Master heads, 13-ply birch cabinet, blonde tolex covering, oxblood grille, 88 lbs., mfg. 1994-2002.

Grading	100%	Excellent	Average
	N/A	\$400 - 475	\$250 - 300

Last MSR was \$900.

Earlier models may have Greenback speakers.

VIBRO-KING (NO. 081-1000-000)

- 60W into 2 Ohms, 3-10 in. Celestion speakers, tube chassis, preamp: 5 X 12AX7, reverb: 6V6, power: 2 X 6V6-GE Groove Tubes, reverb, vibrato, brownface control panel, two inputs, nine cream knobs (dwell, mix, tone, v, t, b, m, s, i), FAT switch, footswitch, cream tolex covering, brown grille, 72 lbs., mfg. 1993-present.



courtesy Fender

Grading	100%	Excellent	Average
MSR \$3,500	\$2,450	\$1,600 - 1,900	\$1,000 - 1,200

In 2003, they changed the covering to a black tolex with silver grille and the model was changed to the Vibro King Custom. The Vibro King has been offered as a limited edition with various cabinet/covering choices such as 3-Tone Sunburst, Dark Stained Maple, or Alligator leather.

Vibro King 212 Enclosure (No. 081-3004-000/811-0000-010)

- speaker enclosure for the Vibro-King amp, handles 140W, 2-12 Celestion Vintage 30 speakers, 55 lbs., mfg. 1993-present.



courtesy Fender

Grading	100%	Excellent	Average
MSR \$610	\$425	\$250 - 325	\$150 - 200

Add \$20 for cover.

ELECTRIC SS AMPLIFIERS: FIRST SERIES (1966-1971)

Fender released its first solid-state series under CBS management in the summer of 1966. This series of amplifiers featured some of Fender's most popular tube amps and transformed them into solid-state versions. The first three models were the Dual Showman, Twin Reverb, and Bassman. A solid-state reverb unit and PA system were also introduced in this series. These amps were completely different than anything Fender had tried before and sported a silver control panel at a 45 degree angle, cylindrical flat-topped knobs, and aluminum trim around the speaker cabinets that would become standard for all Fender amps later on. These models had "Fender" spelled in black letters along the top of the grille and the words SOLID STATE printed in bold red letters. In 1967, Fender announced four new solid-state combos. These amps did not last long, and the entire line was discontinued in 1971.

Fender then began to start to experimenting with other solid-state ideas after the first series was discontinued. The Super Showman replaced the Dual Showman in 1969. This amp had many features including new technology with powered speakers. This was an amp that was designed for everyone in the band to use that same amp. The head had a built in E tuner, and a master volume that could control the combine the output of the three individual preamps. Fender used the idea of channel patching as well with the Super Showman. If only one person was using the amp, they could patch the channels together with short cords and use all the effects at the same time. Each speaker cabinet had a volume control on it. This amp had a lot of power, however, it was very expensive and very large. It only lasted for two years and was discontinued with the rest of the first series of solid-state amplifiers.

BASSMAN (SOLID-STATE)

- 100W, 3-12 in. JBL speakers, piggy-back style, solid-state chassis, silver control panel, two inputs, four silver-top knobs (style, v, t, b), the style controlled the tone for four positions: Bass Boost 1, Bass Boost 2, Guitar Normal, and Guitar Bright, black tolex covering, silver grille with aluminum trim, mfg. 1966-1971.

Grading	100%	Excellent	Average
	N/A	\$350 - 425	\$200 - 250

DELUXE REVERB (SOLID-STATE)

- 25W, 1-12 in. speaker, solid-state chassis, vibrato, reverb, dual channels, silver control panel, four inputs, two per channel, bright switches, nine silver-top knobs (Norm: v, t, b, Vibrato: v, t, b, s, i, r), black tolex covering, silver grille with aluminum trim, mfg. 1967-69.

Grading	100%	Excellent	Average
	N/A	\$275 - 350	\$150 - 200

DUAL SHOWMAN (SOLID-STATE)

- 100W, 2-15 in. JBL speakers, solid-state chassis, piggy-back style, two channels, normal and vibrato, silverface control panel, two inputs for each channel, bright switches, 11 silver-top knobs (Norm: style, v, t, b, Vibrato: style, v, t, b, s, i, r), the style control gives tone settings of pop/normal/CW-RR, black tolex covering, silver grille with aluminum trim, mfg. 1966-68.

Grading	100%	Excellent	Average
	N/A	\$425 - 500	\$250 - 300

PRO REVERB (SOLID-STATE)

- 50W, 2-12 in. speakers, solid-state chassis, two channels, vibrato and normal, four inputs, two per channel, ten silver-top control knobs (Norm: v, t, b, Vibrato: style, v, t, b, reverb, s, i), the style control switches to three tone settings: pop, normal, CW/RR, bright switches, black tolex covering, silver grille, aluminum trim, mfg. 1967-69.

Grading	100%	Excellent	Average
	N/A	\$350 - 425	\$200 - 250

SUPER REVERB (SOLID-STATE)

- 50W, 4-10 in. speakers, solid-state chassis, two channels, vibrato and normal, four inputs, two per channel, ten silver-top control knobs (Norm: v, t, b, Vibrato: style, v, t, b, reverb, s, i), the style control switches to three tone settings: pop, normal, CW/RR, bright switches, black tolex covering, silver grille, aluminum trim, mfg. 1967-69.

Grading	100%	Excellent	Average
	N/A	\$375 - 450	\$225 - 275

SUPER SHOWMAN XFL-1000

- 140W, 4-12 in. speakers, solid state chassis (49 transistors and 19 diodes), reverb, vibrato, new dimension IV effect, black/aluminum control panel, three channels, six inputs, two per channel, 18 silver numbered knobs (Ch 1.: v, b, m, t, fuzz, Ch. 2.: v, b, m, t, dimension IV, Ch. 3: s, i, r, t, m, b, v, MV), black tolex covering, silver grille, mfg. 1969-1971.

Grading	100%	Excellent	Average
	N/A	\$400 - 475	\$250 - 300

SUPER SHOWMAN XFL-2000

- similar to the Super Showman XFL-1000, except has 8-10 in. speakers, mfg. 1969-1971.

Grading	100%	Excellent	Average
	N/A	\$425 - 500	\$250 - 325

TWIN REVERB (SOLID-STATE)

- 100W, 2-12 in. speakers mounted on top of each other, solid-state chassis, piggy-back style, two channels, normal and vibrato, silverface control panel, two inputs for each channel, bright switches, 11 silver-top knobs (Norm: style, v, t, b, Vibrato: style, v, t, b, s, i, r), the style control gives tone settings of pop/normal/CW-RR, black tolex covering, silver grille with aluminum trim, mfg. 1966-68.

Grading	100%	Excellent	Average
	N/A	\$450 - 525	\$275 - 325

VIBROLUX REVERB (SOLID-STATE)

- 35W, 2-10 in. speakers, solid-state chassis, reverb, vibrato, silver control panel, dual channels, four inputs, two per channel, bright switches, nine silver-top knobs (Norm: v, t, b, Vibrato: v, t, b, s, i, reverb), black tolex covering, silver grille with aluminum trim, mfg. 1967-69.

Grading	100%	Excellent	Average
	N/A	\$325 - 375	\$200 - 250

ELECTRIC SS AMPLIFIERS: ZODIAC SERIES

The Zodiac series was designed after the first series of solid-state amps and were supposedly designed better and more reliable

than the first models. There were four models in the series all named after Zodiac signs including the Libra, Capricorn, Scorpio, and the Taurus. These amps featured JBL speakers, alligator skin covering, and a new control panel. Other than that there were few changes beside cosmetics from the old amps. These amps were offered just under two years and very few of them were actually manufactured. They are very rare today, but hardly collectible. All models came with a remote footswitch for vibrato and reverb.

CAPRICORN

- 105W, 3-12 in. JBL speakers, solid-state chassis (28 transistors, 13 diodes), two channels, reverb, vibrato, black/aluminum control panel, four inputs, two for each channel, bright switches, ten numbered black knobs with silver skirts (Norm: v, t, b, Vibrato: v, t, m, b, reverb, s, i), ground and power switch on front, optional casters, black alligator covering, silver grille, mfg. 1969-1971.

Grading	100%	Excellent	Average
	N/A	\$300 - 350	\$175 - 225

LIBRA

- 105W, 4-12 in. JBL speakers, solid-state chassis (28 transistors, 13 diodes), two channels, reverb, vibrato, black/aluminum control panel, four inputs, two for each channel, bright switches, ten numbered black knobs with silver skirts (Norm: v, t, b, Vibrato: v, t, m, b, reverb, s, i), ground and power switch on front, optional casters, black alligator covering, silver grille, mfg. 1969-1971.

Grading	100%	Excellent	Average
	N/A	\$325 - 400	\$200 - 250

SCORPIO

- 56W, 2-12 in. JBL speakers, solid-state chassis (26 transistors, 10 diodes), two channels, reverb, vibrato, black/aluminum control panel, four inputs, two for each channel, bright switches, ten numbered black knobs with silver skirts (Norm: v, t, b, Vibrato: v, t, m, b, reverb, s, i), ground and power switch on front, optional casters, black alligator covering, silver grille, mfg. 1969-1971.



Fender Scorpio
courtesy John Beeson, The Music Shoppe



Fender Scorpio
courtesy John Beeson, The Music Shoppe

Grading	100%	Excellent	Average
	N/A	\$275 - 325	\$150 - 200

TAURUS

- 42W, 2-10 in. JBL speakers, solid-state chassis (26 transistors, 10 diodes), two channels, reverb, vibrato, black/aluminum control panel, four inputs, two for each channel, bright switches, nine numbered black knobs with silver skirts (Norm: v, t, b, Vibrato: v, t, b, reverb, s, i), ground and power switch on front, optional casters, black alligator covering, silver grille, mfg. 1969-1971.

Grading	100%	Excellent	Average
	N/A	\$250 - 300	\$125 - 175

ELECTRIC SS AMPLIFIERS: SECOND SERIES (1981-1987)

Fender went ten years without a solid-state amp, after they discontinued the First-Series and Zodiac lines in 1971. In 1981, Fender started building small solid-state amps and snuck them in with the tube amps with little fanfare. The first two amps were the Harvard (MSR \$189) and the Harvard Reverb (MSR \$239), which were marketed for the student player and offered the amp with the new Fender Bullet guitar. When the Harvard solid-state amp was introduced, the tube Champ was available for the same price. In the early 1980s, you could get a fully-loaded solid-state Harvard for the same price of a basic Champ. The Harvard sold very well, and shortly after the Champ was switched to the Super Champ, and the entry line of Fender amplifiers have been solid-state ever since. At the same time a Bassman Compact amp was released and lasted until 1983. In 1982, Fender released a whole new line of solid-state amplifiers. These amplifiers were mixed right in with the tube amps for the 1983 catalog. These models included the Harvard Reverb II, Yale Reverb, Studio Lead, Stage Lead, the Montreux, London Reverb, and the Showman 112/212/115/210. Fender stopped producing these amps in 1985, but they were sold through 1987.

B-300

- 300W, head only, solid-state chassis, black control panel, 10 black knobs (v, b, low mid, mid, effects, 3-way equalizer, compressor), rack-mountable, built-in compressor, variable crossover, balanced line out, no covering just a metal case, mfg. 1979-82.

Grading	100%	Excellent	Average
	N/A	\$125 - 150	\$75 - 100

This was actually Fender's first solid-state amp in almost 10 years. Even though it didn't mark the start of the second line, it was released before the Second Series, and it replaced the 300PS Bass. It was a good effort and sounded decent, but it was very expensive. With the deluxe bass enclosure along with 2-15 in. speakers it cost over \$1,600! It was simply too much for the public at that time.

BASSMAN COMPACT

- 50W, 1-15 in. speaker, solid state, chassis new blackface control panel, six silver-top knobs (v, t, m, b, compressor, MV), black tolex covering, silver grille, mfg. 1981-84.

Grading	100%	Excellent	Average
	N/A	\$125 - 175	\$75 - 100

HARVARD (SOLID-STATE)

- 20W, 1-10 in. speaker, solid-state chassis, new blackface control panel, two inputs, four black knobs (v, b, t, MV with distortion), black tolex covering, silver grille, mfg. 1981-82.

Grading	100%	Excellent	Average
	N/A	\$95 - 130	\$60 - 80

Harvard Reverb (Solid-State)

- similar to the Harvard, except has reverb and reverb control, mfg. 1979-1982.

Grading	100%	Excellent	Average
	N/A	\$120 - 150	\$70 - 90

HARVARD REVERB II

- 20W, 1-10 in. speaker, solid-state chassis, new blackface control panel, seven silver-top knobs (v, g, MV, t, m, b, r), black tolex covering, silver grille, mfg. 1983-85.

Grading	100%	Excellent	Average
	N/A	\$150 - 200	\$95 - 125

LONDON REVERB TOP

- 100W, head-unit only, solid-state chassis, reverb, two channels, front new black control panel, single input, 12 silver-top knobs (Ch. 1: v, t, b, Ch. 2: v, g, MV, t, mid1, mid2, b, r1, r2), 5-band EQ, black tolex covering, silver grille, mfg. 1983-85.

Grading	100%	Excellent	Average
	N/A	\$150 - 200	\$75 - 125

London Reverb 112 Combo

- similar to the London Reverb, except has 1-12 in. speaker, mfg. 1983-85.

Grading	100%	Excellent	Average
	N/A	\$250 - 300	\$150 - 200

London Reverb 210 Combo

- similar to the London Reverb, except has 2-10 in. speakers, mfg. 1983-85.

Grading	100%	Excellent	Average
	N/A	\$275 - 350	\$175 - 225

MONTREUX

- 100W, 1-12 in. speaker, solid-state chassis, new black control panel, 12 silver-top knobs (Ch. 1: v, t, b, Ch. 2: v, g, MV, t, mid 1, mid 2, b, r1, r2), black tolex covering, silver grille, mfg. 1983-85.

Grading	100%	Excellent	Average
	N/A	\$300 - 350	\$175 - 225

SHOWMAN 112/212/115/210

- 200W, 1-12 in., 2-12 in., 1-15 in. or 2-10 in. speakers, the model number (112) refers to 1-12 in. speaker, etc., solid-state chassis, new blackface control panel, 12 silver-top knobs (Ch. 1: v, t, b, Ch. 2: v, g, MV, t, mid1, mid2, b, r1, r2), 5-way eqlizer, black tolex covering, silver grille, mfg. 1983-85.

Grading	100%	Excellent	Average
112	N/A	\$325 - 400	\$200 - 250
210	N/A	\$325 - 400	\$200 - 250
115	N/A	\$350 - 425	\$200 - 250

212	N/A	\$375 - 450	\$225 - 275
-----	-----	-------------	-------------

STAGE LEAD

- 100W, 1-12 in. speaker, solid-state chassis, reverb, new black control panel, two inputs, 11 silver-top knobs (Ch. 1: v, t, m, b, Ch. 2: v, g, MV, t, m, b, r), black tolex covering, silver grille, mfg. 1983-85.

Grading	100%	Excellent	Average
	N/A	\$225 - 275	\$130 - 170

Stage Lead II

- similar to the Stage Lead, except has 2-12 in. speakers, mfg. 1983-85.

Grading	100%	Excellent	Average
	N/A	\$250 - 300	\$150 - 200

STUDIO LEAD

- 50W, 1-12 in. speaker, solid-state chassis, new blackface control panel, dual channels, 11 silver-top knobs, (Ch. 1: v, t, m, b, Ch. 2: v, g, MV, t, m, b, r), black tolex covering, silver grille, mfg. 1983-85.

Grading	100%	Excellent	Average
	N/A	\$225 - 275	\$140 - 175

YALE REVERB

- 50W, 1-12 in. speaker, solid-state chassis, new blackface control panel, seven silver-top knobs (v, g, MV, t, m, b, r), black tolex covering, silver grille, mfg. 1982-85.

Grading	100%	Excellent	Average
	N/A	\$225 - 275	\$140 - 175

ELECTRIC SS AMPLIFIERS: SIDEKICK SERIES (1983-1992)

The Sidekick series are entry-level instruments and their prices reflect that. Most of these amps were produced in Japan at Fender Japan. Squier amps were also produced in Japan. This is why these amps could have either Fender or Squier on the grille. A few of these amps may have been built in Taiwan. For Squier amps see the Squier section of the *Blue Book of Guitar Amplifiers*.

SIDEKICK 10

- 10W, 1-8 in. speaker, solid-state chassis, front black control panel, single input, five black knobs (v, MV, t, m, b), black tolex covering, silver grille, mfg. 1983-85.

Grading	100%	Excellent	Average
	N/A	\$50 - 70	\$35 - 45

SIDEKICK 15R (NO. 023-4100)

- 15W, 1-8 in. speaker, solid-state chassis, reverb, front black control panel, seven black knobs (v, g, MV, t, m, b, r), power shift switch, black tolex covering, silver grille, mfg. 1986-1992.

Grading	100%	Excellent	Average
	N/A	\$60 - 80	\$40 - 50

SIDEKICK 20 CHORUS (NO. 023-2600)

- 20W (2 X 10W Stereo), 2-8 in. speakers, solid-state chassis, reverb, front black control panel, ten red knobs (OD, g, v, t, m, b, p, chorus rate, chorus depth), overdrive switch, effects loop, black tolex covering, silver grille, mfg. 1991-92.

Grading	100%	Excellent	Average
	N/A	\$95 - 135	\$60 - 80

SIDEKICK 20 REVERB

- 20W, 1-10 in. speaker, solid-state chassis, reverb, front black control panel, single input, six black knobs (v, MV, t, m, b, r),

black tolex covering, silver grille, mfg. 1983-85.

Grading	100%	Excellent	Average
	N/A	\$70 - 90	\$45 - 55

SIDEKICK 25R (NO. 023-4200)

- 25W, 1-10 in. speaker, solid-state chassis, reverb, front black control panel, eight black knobs (v, g, MV, t, m, b, p, r), power shift switch, effects loop, black tolex covering, silver grille, mfg. 1986-1992.

Grading	100%	Excellent	Average
	N/A	\$75 - 100	\$50 - 65

This model may also be listed as the Squier Sidekick 25R instead of Fender.

SIDEKICK 30 REVERB

- 30W, 1-12 in. speaker, solid-state chassis, reverb, front black control panel, single input, seven black knobs (v, MV, t, m, b, p, r), black tolex covering, silver grille, mfg. 1983-85.

Grading	100%	Excellent	Average
	N/A	\$80 - 110	\$50 - 65

SIDEKICK 35R (NO. 023-4300)

- 35W, 1-12 in. speaker, solid-state chassis, reverb, front black control panel, eight black knobs (v, g, MV, t, m, b, p, r), power shift switch, effects loop, black tolex covering, silver grille, mfg. 1986-1992.

Grading	100%	Excellent	Average
	N/A	\$85 - 125	\$55 - 70

This model may also be listed as the Squier Sidekick 35R instead of Fender.

SIDEKICK 65 REVERB

- 65W, 1-12 in. speaker, solid-state chassis, reverb, two channels, front black control panel, single input, 11 black knobs (Ch. 1: v, t, b, Ch. 2: v, g, MV, t, m, b, p, r), black tolex covering, silver grille, mfg. 1986-88.

Grading	100%	Excellent	Average
	N/A	\$120 - 150	\$70 - 90

SIDEKICK BASS (NO. 023-2000)

- 30W, 1-10 in. speaker, solid-state, front black control panel, five black knobs (v, MV, t, m, b), black tolex covering, silver grille, mfg. 1988-1992.

Grading	100%	Excellent	Average
	N/A	\$90 - 120	\$50 - 70

SIDEKICK BASS 30

- 30W, 1-12 in. speaker, solid-state, front black control panel, six black-top knobs (v, MV, t, m, b, p), black tolex covering, silver grille, mfg. 1983-85.

Grading	100%	Excellent	Average
	N/A	\$90 - 120	\$50 - 70

SIDEKICK BASS 35

- 35W, 1-12 in. speaker, solid-state, front black control panel, six black-top knobs (g, t, m, freq, b, MV), black tolex covering, silver grille, mfg. 1986-89.

Grading	100%	Excellent	Average
	N/A	\$90 - 125	\$50 - 70

SIDEKICK BASS 50

- 50W, 1-15 in. speaker, solid-state, front black control panel, six black-top knobs (v, MV, t, m, b, p), black tolex covering, silver

grille, mfg. 1983-85.

Grading	100%	Excellent	Average
	N/A	\$120 - 150	\$70 - 95

SIDEKICK BASS 65

- 65W, 1-15 in. speaker, solid-state, front black control panel, six black-top knobs (g, t, m, freq, b, MV), black tolex covering, silver grille, mfg. 1986-89.

Grading	100%	Excellent	Average
	N/A	\$120 - 150	\$70 - 90

SIDEKICK BASS 100/100 BASS HEAD (NO. 023-1800)

- 100W, piggy-back unit, 1-15 in. Eminence speaker, solid-state, front black control panel, six black-top knobs (g, v, m, t, m, b), limiter, effects loop, black tolex covering, silver grille, mfg. 1986-1993.

Grading	100%	Excellent	Average
Head & Cab	N/A	\$125 - 175	\$75 - 100
Head Only	N/A	\$70 - 95	\$40 - 60

SIDEKICK BASSMAN/BASSMAN 60 (NO. 023-2400)

- 60W, 1-15 in. speaker, solid-state chassis, front black control panel, six black knobs (v, MV, t, m, b, limiter), effects loop, black tolex covering, silver grille, mfg. 1989-1992.

Grading	100%	Excellent	Average
	N/A	\$120 - 150	\$70 - 90

SIDEKICK SWITCHER

- 35W, 1-12 in. speaker, solid-state chassis, reverb, two switchable channels, front black control panel, 11 black knobs (Ch. 1: v, t, b, Ch. 2: v, g, MV, t, b, m, p, r), black tolex covering, silver grille, mfg. 1988-89.

Grading	100%	Excellent	Average
	N/A	\$90 - 130	\$60 - 80

This model may have Squier for nameplate instead of Fender.

ELECTRIC SS AMPLIFIERS: THIRD/STANDARD SERIES (1988-2001)

After CBS sold to Schultz and crew in 1985, Fender Musical Instrument Corporation (FMIC), took over without an amp manufacturing facility. Fender then used up their old-stock and started to import some solid-state amps including the Squier 15 and Sidekicks. By 1987, FMIC started to release a few new models, which were American bass BXR amps. In 1988 FMIC released an entire new line of American solid-state amps, which unofficially became Fender's third line of solid-state products. This new line of amps used names from vintage tube models, like the Deluxe-85, Princeton Chorus, and Pro-185, but were nothing like the amps of the same name. In 1989, gray covered amps were introduced with names like the M-80, and Power Chorus. Other amps made their debut in 1990 in gray with the H.O.T., J.A.M., and the R.A.D., which were geared toward younger students. By 1992, there were over 25 models in the solid-state line. By this time certain models were phased out, but the whole line was going strong. There are now all kinds of models and variations in this line. Finally after over 20 years of trial and error, Fender has stabilized the solid-state market.

BRONCO (NO. 022-3104-000)

- 15W, 1-8 in. speaker, top chrome control panel, single input, six black chickenhead knobs (v1, g, v2, t, m, b), overdrive switch, headphone jack, tweed covering, brown grille, 14 lbs., mfg. 1994-2001.

Grading	100%	Excellent	Average
	N/A	\$110 - 140	\$70 - 90

Last MSR was \$230.

BULLET (NO. 022-6705-000)

- 15W, 1-8 in. speaker, solid-state chassis, front black control panel, single input, six black knobs (v1, g, v2, t, m, b), overdrive switch, headphone jack, black tolex covering, silver grille, 15 lbs., mfg. 1994-99.

Grading	100%	Excellent	Average
	N/A	\$70 - 95	\$40 - 55

Last MSR was \$170.

Bullet Reverb (No. 022-6706-000)

- similar to the Bullet, except has reverb and reverb knob, mfg. 1994-2001.

Grading	100%	Excellent	Average
	N/A	\$80 - 110	\$45 - 60

CHAMPION 110 (NO. 022-6703-000)

- 25W, 1-10 in. speaker, solid-state chassis, two selectable channels, reverb, black control panel, single input, seven black knobs (v, g, v, t, m, b, r), black tolex covering, silver grille, 25 lbs., mfg. 1993-97.

Grading	100%	Excellent	Average
	N/A	\$120 - 150	\$70 - 95

DELUXE 85 (NO. 022-5100)

- 85W, 1-12" speaker, solid-state, dual channels, 11 red knobs (Ch 1: v, t, b, Ch. 2: g, b, m, t, limiter, p, r, v), black tolex covering, black grille, mfg. 1988-1993.

Grading	100%	Excellent	Average
	N/A	\$225 - 275	\$140 - 175

85 (No. 022-5000)

- similar to the Deluxe 85, except only has nine red knobs and only one channel, knobs include (v, t, m, b, r, gain, limiter, p, v), mfg. 1988-1992.

Grading	100%	Excellent	Average
	N/A	\$200 - 250	\$120 - 150

DELUXE 112 (NO. 022-6702-000)

- 65W, 1-12 in. speaker, solid-state chassis, two selectable channels, reverb, front black control panel, two inputs, ten knobs (Ch. 1: v, t, m, b, g, contour, Ch. 2: v, t, b, r), effects loop, headphone jack, 2-button footswitch, black tolex covering, silver grille, mfg. 1992-94.

Grading	100%	Excellent	Average
	N/A	\$200 - 250	\$120 - 150

Last MSR was \$430.

Deluxe 112 Plus (No. 022-6702-010)

- similar to the Deluxe 112, except has 90W output, 33 lbs., mfg. 1995-99.

Grading	100%	Excellent	Average
	N/A	\$225 - 275	\$140 - 175

Last MSR was \$490.

POWER CHORUS (U.S. NO. 022-5800)

- 130W (2 X 65W Stereo), 2-12 in. speakers, two channels, reverb, chorus, front black control panel, two inputs, 15 red knobs (Ch. 1: v, t, m, b, Ch. 2: g, boost, t, m, b, contour, p, v, r, chorus rate, chorus depth, effects loop, four-button footswitch, black tolex covering, black grille, mfg. 1991-92.

Grading	100%	Excellent	Average
	N/A	\$275 - 325	\$175 - 225

This model evolved into the Ulitmate Chorus in 1993.

PRINCETON 112 (NO. 022-6704-000)

- 35W, 1-12 in. speaker, solid-state chassis, two selectable channels, reverb, front black control panel, two inputs, ten knobs (Ch. 1: v, t, m, b, g, contour, Ch. 2: v, t, b, r), effects loop, headphone jack, footswitch jack, black tolex covering, silver grille, mfg. 1993-94.

Grading	100%	Excellent	Average
	N/A	\$150 - 200	\$95 - 120

Last MSR was \$340.

Princeton 112 Plus (No. 022-6704-010)

- similar to the Princeton 112, except has 65W output, 28 lbs., mfg. 1995-99.

Grading	100%	Excellent	Average
	N/A	\$175 - 225	\$110 - 140

Last MSR was \$370.

PRINCETON STEREO CHORUS (NO. 022-5700-010)

- 50W, (2 X 25W Stereo), 2-10 in. speakers, solid-state chassis, reverb, chorus, front black control panel, two inputs, 11 black knobs (v, t, m, b, r, g, limiter, presence, v, chorus rate, chorus depth), stereo and mono effects loop, two-button footswitch, black tolex covering, silver grille, 39 lbs., mfg. 1988-2001.



Fender Princeton Chorus
courtesy Zach Fjestad



Fender Princeton Chorus
courtesy Zach Fjestad

Grading	100%	Excellent	Average
1988-1992	N/A	\$275 - 325	\$175 - 225
1993-2001	N/A	\$250 - 300	\$150 - 190

Last MSR was \$600.

PRO 185 (NO. 022-5600-010)

- 160W, 2-12 in. speakers, solid-state chassis, reverb, front black control panel, two inputs, 14 red knobs (Ch. 1: v, t, m, b, Ch. 2: g, boost, t, m, b, contour, p, v, r), mid boost, tilt button, adjustable effects loop, 3-button footswitch, black tolex covering, black grille, mfg. 1989-1994.

Grading	100%	Excellent	Average
	N/A	\$275 - 325	\$175 - 225

Last MSR was \$690.

In 1993, a silver grille replaced the black one and black knobs replaced the red ones.

STAGE 112 SE (NO. 022-6700-000)

- 160W, 1-12 in. speaker, solid-state chassis, two selectable channels, reverb, front black control panel, two inputs, ten knobs (Ch. 1: v, t, m, b, g, contour, Ch. 2: v, t, b, r), effects loop, headphone jack, 2-button footswitch, black tolex covering, silver grille, 45 lbs., mfg. 1993-99.

Grading	100%	Excellent	Average
	N/A	\$225 - 275	\$140 - 175

STAGE 185 (NO. 022-5200-000)

- 160W, 1-12 in. speaker, solid-state chassis, reverb, front black control panel, two inputs, 12 red knobs (Ch. 1: v, t, b, Ch. 2: g, boost, t, m, b, contour, p, v, r), mid boost, tilt button, adjustable effects loop, 3-button footswitch, black tolex covering, black grille, mfg. 1989-1992.

Grading	100%	Excellent	Average
	N/A	\$275 - 325	\$175 - 225

This model was replaced by the Stage 112 SE.

ULTRA/ULTIMATE CHORUS (NO. 022-6701-000/010)

- 130W (2 X 65W Stereo), 2-12 in. speakers, two channels, reverb, chorus, front black control panel, two inputs, 14 black knobs (Ch. 1: v, t, m, b, r Ch. 2: g, contour, v, t, m, b, r, chorus rate, chorus depth, mono and stereo effects loop, two-button footswitch, black tolex covering, black grille, 48 lbs., mfg. 1993-2001.

Grading	100%	Excellent	Average
	N/A	\$300 - 350	\$175 - 225

Last MSR was \$730.

This model started out as the Ultra Chorus but was changed to the Ultimate Chorus in 1995.

X-15 (NO. 022-1100-000)

- 15W, 1-8 in. speaker, solid-state chassis, front black control panel, five red knobs (g, v, t, b, contour), headphone jack, black tolex covering, black grille, mfg. 1991-93.

Grading	100%	Excellent	Average
	N/A	\$50 - 75	\$30 - 40

Last MSR was \$140.

ELECTRIC SS AMPLIFIERS: M-80, RAD, HOT, & JAM SERIES

This series was introduced in 1989 and was first produced in early 1990. The most identifying feature about this series was the gray carpet covering on them. Fender hadn't had any covering other than tolex in over 20 years. The M-80 amps were discontinued by 1995. The RAD/JAM/HOT models were phased out in 1997 and replaced by the Frontman series.

H.O.T. (NO. 022-6100-010)

- 25W, 1-10 in. speaker, solid-state chassis, reverb, front black control panel, two inputs, four preprogrammed sounds, three black knobs (contour, v, r), tape/CD input, effects loop, headphone jack, gray carpet covering, black grille, 23 lbs., mfg. 1990-96.

Grading	100%	Excellent	Average
	N/A	\$80 - 110	\$35 - 55

Last MSR was \$280.

In 1992, the gray carpet was changed to black and other minor cosmetic changes appeared. In 1996, the covering was changed to black tolex.

J.A.M. (NO. 022-6200-010)

- 25W, 1-12 in. speaker, solid-state chassis, reverb, chorus, front black control panel, two inputs, four preprogrammed sounds, three black knobs (contour, v, r, chorus rate, chorus depth), tape/CD input, effects loop, headphone jack, gray carpet covering, black grille, 27 lbs., mfg. 1990-96.

Grading	100%	Excellent	Average
	N/A	\$95 - 130	\$50 - 75

Last MSR was \$330.

In 1992, the gray carpet was changed to black and other minor cosmetic changes appeared. In 1996, the covering was changed to black tolex.

M-80 (NO. 022-5900-010)

- 90W, 1-12 in. speaker combo, solid-state chassis, two switchable channels, front black control panel, two inputs, nine red knobs (Ch. 1: v, t, m, b, Ch. 2: v, g, c, p, r), effects loop, headphone jack, one-button footswitch, gray carpet or black tolex covering, black grille, mfg. 1990-94.

Grading	100%	Excellent	Average
	N/A	\$225 - 275	\$140 - 175

Last MSR was \$470.

This model was available with either the carpet or tolex before 1992. In 1992, black covering or tolex replaced the gray carpet and black knobs replaced the red ones.

M-80 Head (No. 022-5907-010)

- similar to the M-80, except is in head-unit only, mfg. 1990-94.

Grading	100%	Excellent	Average
	N/A	\$175 - 225	\$110 - 140

Last MSR was \$470.

M-80 Pro (No. 022-5909-010)

- similar to the M-80, except is in a rack-mount unit, the unit is mounted in a four-space rack mount cabinet, with three spaces left for other units, mfg. 1990-93.

Grading	100%	Excellent	Average
	N/A	\$175 - 225	\$110 - 140

Last MSR was \$460.

M-80 Pre Amp (No. 022-5901-000)

- similar to the M-80, except is the pre-amp version only, mfg. 1992-93.

Grading	100%	Excellent	Average
	N/A	\$120 - 150	\$70 - 95

Last MSR was \$300.

M-80 BASS (NO. 022-4200-010)

- 160W, 1-15 in. speaker, solid-state chassis, front black control panel, two inputs, six red knobs (v, t, m, b, chorus rate, chorus depth), effects loop, gray carpet covering, black grille, mfg. 1991-94.

Grading	100%	Excellent	Average
	N/A	\$250 - 300	\$125 - 175

Last MSR was \$620.

M-80 Bass Head (No. 022-4207-010)

- similar to the M-80 Bass, except in head-unit only, mfg. 1991-94.

Grading	100%	Excellent	Average
	N/A	\$200 - 250	\$120 - 150

Last MSR was \$500.

M-80 CHORUS (NO. 022-5905-010)

- 130W (2 X 65W Stereo), 2-12 in. speakers, solid-state chassis, reverb, chorus, two selectable channels, front black control panel, two inputs, 11 red knobs (Ch. 1: v, b, t, m, Ch. 2: v, g, c, p, r, chorus rate, chorus depth), effects loop, headphone jack, two-button footswitch, gray carpet or tolex covering, black grille, mfg. 1990-94.

Grading	100%	Excellent	Average
	N/A	\$275 - 325	\$150 - 200

Last MSR was \$720.

This model was available with either the carpet or tolex before 1992. In 1992, black covering or tolex replaced the gray carpet and black knobs replaced the red ones.

M-80 Chorus Head (No. 022-5908-010)

- similar to the M-80 Chorus, except in head-unit only, mfg. 1990-94.

Grading	100%	Excellent	Average
	N/A	\$200 - 250	\$100 - 150

Last MSR was \$620.

R.A.D. (NO. 022-6000-010)

- 20W, 1-8 in. speaker, solid-state chassis, front black control panel, two inputs, four preprogrammed sounds, two black knobs (contour, v), tape/CD input, effects loop, headphone jack, gray carpet covering, black grille, 20 lbs., mfg. 1990-96.

Grading	100%	Excellent	Average
	N/A	\$70 - 100	\$30 - 50

Last MSR was \$200.

In 1992, the gray carpet was changed to black and other minor cosmetic changes appeared. In 1996, the covering was changed to black tolex.

R.A.D. BASS (NO. 022-4300-010)

- 25W, 1-10 in. speaker, solid-state chassis, front black control panel, two inputs, four red knobs (v, l, m, h), tape/CD input, effects loop, headphone jack, gray carpet covering, black grille, mfg. 1992-94.

Grading	100%	Excellent	Average
	N/A	\$80 - 120	\$40 - 60

Last MSR was \$280.

In 1992, the gray carpet was changed to black and black knobs were introduced. This model was changed to the BXR25 in 1995.

ELECTRIC SS AMPLIFIERS: AUTOMATIC SERIES

These amps can be classified as modeling amps in the most basic way. They each have five programmed sounds that are of Fender vintage. However, instead of listing specific amp models such as a Deluxe Reverb '65, they just have pictures of what different sounds would sound like.

AUTOMATIC SE (NO. 022-6400-000)

- 25W, 1-12 in. speaker, solid-state chassis, five programmed sounds classic Fender sound, front black control panel, single input, seven white pushbuttons, five black knobs (v, t, b, r, chorus), tape/CD inputs, footswitch, black tolex covering, silver grille, 28 lbs., mfg. 1998-99.

Grading	100%	Excellent	Average
	N/A	\$120 - 150	\$70 - 90

Last MSR was \$300.

Add \$25 for footswitch.

AUTOMATIC GT (NO. 022-6300-000)

- 25W, 1-12 in. speaker, solid-state chassis, five programmed sounds Born To Rock Hard, front silver control panel, single input, seven white pushbuttons, five black knobs (v, t, b, r, chorus), tape/CD inputs, footswitch, black tolex covering, black grille, 28 lbs., mfg. 1998-99.

Grading	100%	Excellent	Average
	N/A	\$130 - 170	\$75 - 100

Last MSR was \$340.

Add \$25 for footswitch.

ELECTRIC SS AMPLIFIERS: CYBER-TWIN SERIES**CYBER-CHAMP (NO. 229-0300-000)**

- 65W, 1-12 in. Celestion G12T-100 speaker, 21 presets, digital tuner, programmable noise gate and compressor, new blackface control panel, one input, nine silver-top knobs (g, v, t, m, b, MV, r, mod f/x), black tolex covering, silver grille, mfg. 2003-05.



courtesy Fender

Grading	100%	Excellent	Average
	\$450	\$300 - 350	\$200 - 250

Last MSR was \$640.

Add \$250 for the Cyber Foot Controller.

CYBER-DELUXE (NO. 022-9001-000)

- 65W, 1-12 in. Celestion G12T-100 speaker, 64 presets, 16 reverbs, 16 modulation effects, 16 delay types, digital tuner, programmable noise gate and compressor, new blackface control panel, one input, fourteen silver-top knobs (trim, g, v, t, m, b, MV, r, mod f/x, delay, amp type, and three others for digital processing), four-button footswitch, black tolex covering, silver grille, mfg. 2002-05.



Fender Cyber Deluxe
courtesy Fender

Grading	100%	Excellent	Average
	\$699	\$475 - 550	\$325 - 400

Last MSR was \$1,000.

ELECTRIC SS AMPLIFIERS: DYNA-TOUCH SERIES (1999-2006)

The Dyna-Touch series were introduced in summer, 1999. These amps replaced the Standard Series of solid-state amplifiers. In 2002, Fender introduced the Dyna-Touch Plus series with Digital Signal Processing (DSP). DSP are hand-crafted Fender sounds that are digitally produced in the amplifier. Effects may include reverb, delay, chorus, flange, tremolo, etc. In 2004, they revamped the Dyna-Touch series again to produce the Dyna-Touch III Series. These amps are based off the models before but have different electronics and digital tuners on the higher models. The grille was also changed to a darker gray. The Dyna-Touch series has used the same model names through the changes, but have made minor refinements to each one.

Add \$20 for cover on any amp for Dyna-Touch series.

BULLET REVERB (NO. 022-6706-049)

- 15W, 1-8" speaker, solid-state chassis, two selectable channels, reverb, front black control panel, single input, seven silver-top knobs (v, g, v, t, m, b, r), headphone jack, external speaker jack, black vinyl covering, silver grille, 15 lbs., mfg. 1999-2002.

Grading	100%	Excellent	Average
	N/A	\$70 - 90	\$45 - 65

Last MSR was \$200.

BULLET 15 DSP (NO. 22-67700-23)

- 15W, 1-8 in. speaker, solid-state chassis, DSP effects, blackface control panel, seven black knobs (v, g, v, t, m, b, effects), tape/CD inputs, headphone jack, black vinyl covering, silver grille, 15 lbs., mfg. summer 2002-2004.

Grading	100%	Excellent	Average
	\$160	\$100 - 125	\$60 - 90

Last MSR was \$229.

BULLET 150 (NO. 236-7700-033)

- 15W, 1-8 in. speaker, solid-state chassis, DSP effects, blackface control panel, seven black knobs (v, g, v, t, m, b, effects), tape/CD inputs, headphone jack, black vinyl covering, dark gray grille, mfg. summer 2004-05.



courtesy Fender

Grading	100%	Excellent	Average
	\$165	\$100 - 125	\$60 - 90

Last MSR was \$229.

CHAMPION 30 (NO. 022-6703-010)

- 30W, 1-10 in. speaker, solid-state chassis, two switchable channels, reverb, front black control panel, two inputs, seven silver-top knobs (v, g, v, t, m, b, r), external speaker jack, black vinyl covering, silver grille, 25 lbs., mfg. 1999-2002.

Grading	100%	Excellent	Average
	N/A	\$125 - 150	\$90 - 110

Last MSR was \$310.

CHAMPION 30 DSP (NO. 22-67300-020)

- 30W, 1-10 in. speaker, solid-state chassis, two switchable channels, DSP effects, front black control panel, eight black knobs (v, g, v, t, m, b, FX level, FX select), black vinyl covering, silver grille, 25 lbs., mfg. summer 2002-04.

Grading	100%	Excellent	Average
	\$235	\$150 - 190	\$100 - 125

Last MSR was \$329.

Add \$30 for footswitch.

CHAMPION 300 (NO. 236-7300-030)

- 30W, 1-10 in. speaker, solid-state chassis, two switchable channels, DSP effects, front black control panel, eight silver top knobs (v, g, v, t, m, b, FX level, FX select), black vinyl covering, dark gray grille, 25 lbs., mfg. summer 2004-06.



courtesy Fender

Grading	100%	Excellent	Average
	\$235	\$150 - 190	\$100 - 125

Last MSR was \$329.

Add \$30 for footswitch.

DELUXE 90 (NO. 022-6702-020)

- 90W, 1-12 in. Celestion speaker, solid-state chassis, three selectable channels, reverb, front black control panel, two inputs, 10 silver-top knobs (Ch. 1: v, t, m, b, Ch. 2 & 3: drive, v, t, m, b, r), effects loop, two-button footswitch, black vinyl covering, silver grille, 33 lbs., mfg. 1999-2002.

Grading	100%	Excellent	Average
	N/A	\$240 - 280	\$140 - 190

Last MSR was \$570.

DELUXE 90 DSP (NO. 22-67200-030)

- 90W, 1-12 in. Celestion speaker, solid-state chassis, three switchable channels, DSP effects, front black control panel, two inputs, 12 black knobs (Ch. 1: v, t, m, b, Ch. 2 & 3: drive, v, t, m, b, FX level, FX select, FX time/rate), three-button footswitch, black vinyl covering, silver grille, 33 lbs., mfg. summer 2002-04.

Grading	100%	Excellent	Average
	\$400	\$250 - 300	\$150 - 200

Last MSR was \$571.

DELUXE 900 (NO. 236-7200-040)

- 90W, 1-12 in. Celestion speaker, solid-state chassis, three switchable channels, DSP effects, front black control panel, single input, nine silver-top and three black knobs (Ch. 1: v, t, m, b, Ch. 2: drive, v, Ch. 3: drive, v, t, m, b, FX level, FX select, FX time/rate), digital tuner, three-button footswitch, black vinyl covering, dark gray grille, 37 lbs., mfg. summer 2004-06.



courtesy Fender

Grading	100%	Excellent	Average
	\$470	\$300 - 350	\$175 - 225

Last MSR was \$670.

PRINCETON 65 (NO. 022-6704-020)

- 65W, 1-12 in. speaker, solid-state chassis, reverb, two switchable channels, front black control panel, two inputs, nine silver-top knobs (Ch.1: v, t, b, Ch. 2: level, v, t, m, b, r), effects loop, black vinyl covering, silver grille, 28 lbs., mfg. 1999-2002.

Grading	100%	Excellent	Average
	N/A	\$175 - 225	\$120 - 150

Last MSR was \$420.

PRINCETON 65 DSP (NO. 22-67400-030)

- 65W, 1-12 in. speaker, solid-state chassis, two switchable channels, DSP effects, front black control panel, two inputs, 10 silver-top knobs (Ch.1: v, t, b, Ch. 2: level, v, t, m, b, FX level, FX select), effects loop, black vinyl covering, silver grille, 28 lbs., mfg. summer 2002-04.

Grading	100%	Excellent	Average
	\$340	\$210 - 260	\$150 - 180

Last MSR was \$480.

Add \$40 for footswitch.

PRINCETON 650 (NO. 236-7400-040)

- 65W, 1-12 in. Celestion speaker, solid-state chassis, two switchable channels, DSP effects, front black control panel, two inputs, eight silver-top and three black knobs (Ch.1: v, t, b, Ch. 2: d, v, t, m, b, FX level, FX select, FX time/rate), digital tuner, effects loop, black vinyl covering, silver grille, 28 lbs., mfg. summer 2004-06.



courtesy Fender

Grading	100%	Excellent	Average
	\$400	\$250 - 300	\$160 - 200

Last MSR was \$570.

Add \$40 for footswitch.

PRINCETON CHORUS DSP (NO. 022-5700-020)

- 50W (2 X 25W stereo), 2-10 in. speakers, solid-state chassis, two channels, DSP effects, front black control panel, two inputs, 13 black knobs (v, g, limiter, p, v, t, m, b, r level, r type, chorus level, chorus type, chorus rate), three-button footswitch, black vinyl covering, silver grille, 48 lbs., mfg. 1999-2002.

Grading	100%	Excellent	Average
	N/A	\$250 - 325	\$150 - 200

Last MSR was \$720.

STAGE 100 (NO. 022-6700-010)

- 100W, 1-12 in. Celestion G12T-100 speaker, solid-state chassis, three channels, reverb, front black control panel, two inputs, 11 silver-top knobs (Ch. 1: v, t, m, b, r, Ch. 2: drive, v, t, m, b, r), effects loop, two-button footswitch, black vinyl covering, silver grille, 42 lbs., mfg. 1999-2002.

Grading	100%	Excellent	Average
	N/A	\$275 - 325	\$150 - 200

Last MSR was \$650.

Stage 100 Head (No. 022-6900-000)

- similar to the Stage 100 except is the head unit only, 24 lbs., mfg. 2000-02.

Grading	100%	Excellent	Average
	N/A	\$220 - 260	\$140 - 180

Last MSR was \$580.

STAGE 100 DSP (NO. 22-67000-020)

- 100W, 1-12 in. Celestion G12T-100 speaker, solid-state chassis, DSP effects, three channels, reverb, front black control panel, single input, 14 black knobs (Ch. 1: v, t, m, b, Ch. 2 & 3: drive, v, t, m, b, r, r, FX level), mid/contour button, effects loop, black vinyl covering, silver grille, 42 lbs., mfg. summer 2002-04.

Grading	100%	Excellent	Average
	\$495	\$300 - 375	\$225 - 275

Last MSR was \$700.

Stage 100 Head DSP (No. 22-69000-010)

- similar to the Stage 100 except is the head unit only, 24 lbs., mfg. summer 2002-04.

Grading	100%	Excellent	Average
	\$460	\$275 - 325	\$175 - 225

Last MSR was \$650.

STAGE 1000 (NO. 236-7000-030)

- 100W, 1-12 in.Celestion G12T-100 speaker, solid-state chassis, DSP effects, three channels, reverb, front black control panel, single input, 11 silver-top and 5 black knobs (Ch. 1: v, t, m, b, Ch. 2: drive, v, Ch.3:drive, v, t, m, b, r level, r, FX level, FX select, FX time/rate), effects loop, four-button footswitch, black vinyl covering, dark gray grille, 47 lbs., mfg. summer 2004-06.



courtesy Fender

Grading	100%	Excellent	Average
	\$500	\$300 - 375	\$225 - 275

Last MSR was \$714.

STAGE 160 (NO. 022-6800-010)

- 160W, 2-12 in. Celestion G12T-100 speakers, solid-state chassis, three channels, reverb, front black control panel, two inputs, 11 silver-top knobs (Ch. 1: v, t, m, b, r, Ch. 2: drive, v, t, m, b, r), effects loop, two-button footswitch, black vinyl covering, silver grille, 53 lbs., mfg. 1999-2002.

Grading	100%	Excellent	Average
	\$495	\$300 - 375	\$190 - 240

Last MSR was \$760.

STAGE 160 DSP (NO. 22-68000-020)

- 160W, 2-12 in.Celestion G12T-100 speakers, solid-state chassis, three channels, DSP effects, reverb, front black control panel, single input, 14 black knobs (Ch. 1: v, t, m, b, Ch. 2 & 3: drive, v, t, m, b, r, r, FX level), mid/contour button, effects loop, black vinyl covering, silver grille, 53 lbs., mfg. summer 2002-04.

Grading	100%	Excellent	Average
	\$550	\$350 - 425	\$225 - 275

Last MSR was \$786.

STAGE 1600 (NO. 236-8000-030)

- 160W, 2-12 in.Celestion G12T-100 speakers, solid-state chassis, three channels, DSP effects, reverb, front black control panel,

single input, 11 silver-top and five black knobs (Ch. 1: v, t, m, b, Ch. 2: drive, v, Ch.3:drive, v, t, m, b, r level, r, FX level, FX select, FX time/rate), digital tuner, effects loop, four-button footswitch, black vinyl covering, dark gray grille, 58 lbs., mfg. summer 2004-06.



courtesy Fender

Grading	100%	Excellent	Average
	\$570	\$375 - 450	\$225 - 275

Last MSR was \$810.

ULTIMATE CHORUS DSP (NO. 022-6701-020)

- 130W (2 X 65W stereo), 2-12 in. Eminence speakers, solid-state chassis, two channels, DSP effects, front black control panel, two inputs, 16 black knobs (Ch. 1: v, t, m, b, r/d, Ch. 2: g, p, v, t, m, b, r/d, r type, chorus level, chorus type, chorus rate), effects loop, three-button footswitch, black vinyl covering, silver grille, casters included, 47 lbs., mfg. 2000-05.

Grading	100%	Excellent	Average
	\$595	\$375 - 450	\$225 - 275

Last MSR was \$850.

DT 112 SPEAKER CABINET (NO. 021-1664-000)

- 1-12 in. Celestion G12T-100 speaker, black vinyl covering, silver grille, 38 lbs., mfg. 2000-04.

Grading	100%	Excellent	Average
	\$210	\$120 - 150	\$70 - 95

Last MSR was \$300.

This model is designed to team up with the Stage 100 Head or Stage 100 Combo.

DT 412 SPEAKER CABINET (NO. 021-1665-000)

- 4-12 in. Celestion G12T-100 speakers, black vinyl covering, silver grille, casters, 67 lbs., mfg. 2000-04.

Grading	100%	Excellent	Average
	\$210	\$120 - 150	\$70 - 95

Last MSR was \$300.

This model is designed to team up with the Stage 100 Head.

ELECTRIC SS AMPLIFIERS: FM SERIES

Add \$15 for cover.

FM 15DSP (NO. 231-8000-003)

- 15W, 1-8 in. Special Design speaker, solid-state chassis, DSP effects, two channels, front black control panel, single input,

eight black knobs (Ch. 1 v, g, Ch. 2 v, amp type, t, m, b, FX), headphone jack, RCA inputs, black covering, black grille, 14 lbs., mfg. summer 2005-present.

Grading	100%	Excellent	Average
MSR \$250	\$150	\$95 - 120	\$50 - 70

FM 25DSP (NO. 231-8500-000)

- 25W, 1-10 in. Special Design speaker, solid-state chassis, DSP effects, two channels, front black control panel, single input, eight black knobs (Ch. 1 v, g, Ch. 2 v, amp type, t, m, b, FX), headphone jack, RCA inputs, black covering, black grille, 23 lbs., mfg. summer 2005-present.

Grading	100%	Excellent	Average
MSR \$333	\$200	\$130 - 165	\$75 - 100

Add \$25 for one-button footswitch.

FM 65R (NO. 231-6000-000)

- 65W, 1-12 in. Special Design speaker, two channels, reverb, solid-state chassis, front black control panel, two inputs, nine black knobs (Ch. 1: v, t, b, Ch. 2: drive, v, t, m, b, r), footswitch jack, pre-amp in/out, black covering, black grille, 32 lbs., mfg. 2003-present.



courtesy Fender

Grading	100%	Excellent	Average
MSR \$450	\$270	\$160 - 210	\$105 - 130

Add \$25 for one-button footswitch.

FM 65DSP (No. 231-6100)

- similar to the FM 65R, except has DSP effects with two additional knobs (FX select, FX level) and an amp type knob instead of reverb for a total of 11 knobs, RCA input and headphone jack on the front, and only one input, two-button footswitch included, 32 lbs., mfg. summer 2006-present.



courtesy Fender



courtesy Fender

Grading	100%	Excellent	Average
MSR \$500	\$375	\$200 - 250	\$120 - 150

FM 100H (NO. 231-7000-000)

- 100W, head-unit only, two channels, reverb, solid-state chassis, front black control panel, two inputs, ten black knobs (Ch. 1: v, t, m, b, Ch. 2: drive, v, t, m, b, r), footswitch jack, pre-amp in/out, black covering, black grille, 27 lbs., mfg. summer 2005-present.

Grading	100%	Excellent	Average
MSR \$417	\$250	\$150 - 200	\$95 - 120

FM 210R (NO. 231-6300-000)

- 65W, 2-10 in. Special Design speakers, two channels, reverb, solid-state chassis, front black control panel, two inputs, nine black knobs (Ch. 1: v, t, b, Ch. 2: drive, v, t, m, b, r), footswitch jack, pre-amp in/out, black covering, black grille, 36 lbs., mfg. summer 2005-present.

Grading	100%	Excellent	Average
MSR \$483	\$290	\$175 - 225	\$110 - 140

Add \$25 for one-button footswitch.

FM 212R (NO. 231-6500-000)

- 100W, 2-12 in. Special Design speakers, two channels, reverb, solid-state chassis, front black control panel, two inputs, ten black knobs (Ch. 1: v, t, m, b, Ch. 2: drive, v, t, m, b, r), footswitch jack, pre-amp in/out, black covering, black grille, 48 lbs., mfg. 2003-present.



courtesy Fender

Grading	100%	Excellent	Average
MSR \$550	\$330	\$200 - 250	\$120 - 150

FM 212DSP (No. 231-6600)

- similar to the FM 212R, except has DSP effects with 16 knobs (g, v, amp type, t, m, b, FX type, FX level for each channel) headphone jack, and only one input, two-button footswitch included, 43 lbs., mfg. summer 2006-present.



courtesy Fender



courtesy Fender

Grading	100%	Excellent	Average
MSR \$667	\$500	\$300 - 350	\$175 - 225

FM 412SL SPEAKER CABINET (NO. 231-7800-000)

- 100W, 4-12 in. Special Design speakers, 4 ohm impedance, side handles, casters, black covering, black grille, meant for use with the FM 100H, 82 lbs., mfg. summer 2005-present.

Grading	100%	Excellent	Average
MSR \$417	\$250	\$150 - 200	\$95 - 120

ELECTRIC SS AMPLIFIERS: FRONTMAN SERIES

The Frontman series was introduced in 1997. These amps replaced the H.O.T., J.A.M., and R.A.D. models. In 2003, the Frontman series was renamed the Frontman II Series. With the change of series the amps received a facelift with a silver grille and silver-top knobs to look like the blackface amps of vintage. The external speaker jack was also replaced with an auxillary RCA input.

FRONTMAN 15(G) (NO. 022/023-1500-049)

- 15W, 1-8 in. speaker, solid-state chassis, two selectable channels, front black control panel, single input, six black knobs (t, m, b, v, g, drive), headphone jack, black vinyl covering, black metal or silver grille, 15 lbs., mfg. 1997-present.



courtesy Fender

Grading	100%	Excellent	Average
MSR \$140	\$85	\$50 - 70	\$25 - 40

Frontman 15R (No. 022/023-1501-049)

- similar to the Frontman 15(G), except has reverb and reverb knob, mfg. 1997-present.



courtesy Fender

Grading	100%	Excellent	Average
MSR \$170	\$100	\$60 - 80	\$30 - 45

FRONTMAN 15B (NO. 022-1503-049)

- 15W, bass amp, 1-8 in. speaker, solid-state chassis, front black control panel, single input, four black knobs (v, l, m, h), headphone jack, black vinyl covering, black metal grille, 21 lbs., mfg. 1997-2003.

Grading	100%	Excellent	Average
	\$140	\$75 - 100	\$40 - 60

Last MSR was \$200.

FRONTMAN 25B (NO. 022-1504-049)

- 25W, bass amp, 1-10 in. speaker, solid-state chassis, front black control panel, two inputs, four black knobs (v, l, m, h), headphone jack, aux. RCA inputs, effects loop, black vinyl covering, black metal grille, 32 lbs., mfg. 2000-03.

Grading	100%	Excellent	Average
	\$210	\$110 - 140	\$70 - 90

Last MSR was \$300.

FRONTMAN 25R (NO. 022/023-1502-049)

- 25W, 1-10 in. speaker, solid-state chassis, two selectable channels, front black control panel, single input, seven black knobs (v, g, drive, t, m, b, r), headphone jack, black vinyl covering, black metal or silver grille, 25 lbs., mfg. 1997-present.



courtesy Fender

Grading	100%	Excellent	Average
MSR \$230	\$140	\$90 - 115	\$50 - 70

Add \$25 for footswitch.

FRONTMAN 60B (NO. 023-1505-049)

- 60W, bass amp, 1-12 in. speaker, solid-state chassis, front control panel, two inputs, five black knobs (v, l, lm, hm, h), headphone jack, aux. RCA inputs, effects loop, black vinyl covering, silver grille, 45 lbs., mfg. 2003 only.

Grading	100%	Excellent	Average
	\$270	\$160 - 200	\$100 - 130

Last MSR was \$383.

ELECTRIC SS AMPLIFIERS: MH (METALHEAD) SERIES

MH-500 METALHEAD (NO. 228-2000-000)

- 550W into 2 ohms (400W into 4 ohms), head-unit only, solid-state chassis, three channels, front black control panel, single input, 19 chrome knobs (Clean: v, t, m, b, Tight Drive: drive, v, p, t, m, b, Loose Drive: drive, v, p, t, m, b, boost, All: FX level, FX select), effects loop, cooling fan, four-button footswitch, black tolex covering, large "MH" logo on front, 50 lbs., mfg. 2005-present.



courtesy Fender

Grading	100%	Excellent	Average
MSR \$1,285	\$900	\$550 - 650	\$325 - 375

MH-412SL/MH-412ST SPEAKER CABINET (NO. 228-2800/2900-000)

- 400W, 4-12 in. 100W Celestion speakers, 4 ohm impedance, slant or straight design, black tolex covering, black perforated metal grille, angled nickel-plated steel edge reinforcement, 106 lbs., mfg. 2005-present.

Grading	100%	Excellent	Average
MSR \$1,000	\$700	\$425 - 500	\$250 - 300

ELECTRIC SS AMPLIFIERS: MISC. MODELS

AMP CAN (NO. 022/023-1200-000)

- 15W, 1-4 in. speaker, solid-state chassis, two channels (guitar and mic), two inputs, four knobs (v1, tone1, v2, tone2), gain switch, rechargeable battery, power pack (120V) supply, round black canister cabinet with handle, black metal grille, 13 lbs., mfg. 1998-present.



courtesy Fender

Grading	100%	Excellent	Average
MSR \$250	\$175	\$100 - 130	\$60 - 80

G-DEC (NO. 235-000-000)

- 15W, 1-8 in. speaker combo, solid-state chassis, MIDI synthesizer, front black control panel, single input, two knobs (v, tone), digital processor with various buttons and display, headphone jack, MIDI in and out, aux in and out, black tolex covering, silver grille, 16 lbs., mfg. 2005-present.



courtesy Fender

Grading	100%	Excellent	Average
MSR \$360	\$270	\$150 - 200	\$95 - 125

G-DEC stands for Guitar Digital Entertainment Center. This amp is a practice amp with the effects of a modeling amp and the drum beats of a MIDI processor. This amp can provide a drum and bass background that the guitar can play over.

G-DEC EXEC (No. 235-0000-005)

- similar to the G-DEC, except has a maple cabinet with a sunburst finish, oxblood grille cloth, shoulder strap, and deluxe padded cover, 16 lbs., mfg. summer 2006-present.



courtesy Fender



courtesy Fender

Grading	100%	Excellent	Average
MSR \$533	\$400	\$225 - 275	\$130 - 170

G-DEC 30 (NO. 235-0500)

- 30W, 1-10 in. speaker combo, solid-state chassis, MIDI synthesizer, front black control panel, single input, three knobs (v, guitar tone, backing level), digital processor with various buttons, data wheel, and display, headphone jack, MIDI in and out, aux in and out, black tolex covering, silver grille, 19.5 lbs., mfg. summer 2006-present.



courtesy Fender



courtesy Fender



courtesy Fender

Grading	100%	Excellent	Average
MSR \$493	\$370	\$200 - 250	\$120 - 150

G-DEC JUNIOR (NO. 235-1000)

- 15W, 1-8 in. speaker, guitar combo configuration, solid-state chassis, single channel, 16 amp types, 15 special effects presets, 15 loops, 14 keys, top black control panel, single input, nine knobs (g, v, tone, amp select, FX select, loop v, tempo, key select, loop select), start/stop button, metronome, tuner, headphone jack/line out, MIDI connector, aux in, narrow panel black textured vinyl covering, silver grille, 13.25 in. wide, 12.5 in. tall, 7.25 in. deep, 15 lbs., new 2007.

Grading	100%	Excellent	Average
MSR \$240	\$180	\$100 - 130	\$65 - 85

JAZZ KING (NO. 228-9700-000)

- 140W, jazz guitar amp, 1-15 in. Eminence Legend speaker, solid-state chassis, reverb, front black control panel, single input, eight black knobs (g, EQ tilt, t, mid level, mid freq, b, r, MV), effects loop, three-button footswitch, black vinyl covering, silver grille, casters, 66 lbs., mfg. summer 2005-present.

Grading	100%	Excellent	Average
MSR \$1,000	\$700	\$450 - 550	\$250 - 325

JAZZMASTER ULTRALIGHT HEAD (NO. 227-7000)

- 250W (125 X 2), head-unit only, solid-state chassis, two channels (Normal and Drive), DSP effects, black control panel that looks like a rack-mount, two inputs (one Mic, one Inst.), 13 knobs (Norm Ch.: v, t, m, b, FX level, FX select, Drive Ch.: g, v, t, m, b, FX level, FX select), XLR line out with level control, headphone jack, tuner out, black anodized aluminum casing with maple side panels and top trim pieces finished in Sunburst, gig-bag included, optional footswitch, 7.5 lbs., mfg. 2006-present.



courtesy Fender



courtesy Fender



courtesy Fender

Grading	100%	Excellent	Average
MSR \$929	\$650	\$400 - 475	\$250 - 300

Jazzmaster Ultralight 112 Speaker Cabinet (No. 227-7700)

- speaker cabinet companion to the Jazzmaster Ultralight Head, 250W, 1-12 in. Eminence speaker, 2 ohm impedance, Black textured vinyl covering with a black grille, 17 lbs., mfg. 2006-present.



courtesy Fender



courtesy Fender



courtesy Fender

Grading	100%	Excellent	Average
MSR \$357	\$250	\$140 - 180	\$95 - 120

STEEL KING (NO. 228-9500-000)

- 200W, pedal steel amp, 1-15 in. Eminence speaker, solid-state chassis, reverb, front black control panel, single input, eight black knobs (g, EQ tilt, t, mid level, mid freq, b, MV, r), effects loop, three-button footswitch, black vinyl covering, silver grille, casters, 70 lbs., mfg. 2004-present.



courtesy Fender



courtesy Fender



courtesy Fender

Grading	100%	Excellent	Average
MSR \$1,139	\$800	\$500 - 575	\$300 - 350

BASS SS AMPLIFIERS: BASSMAN SERIES (CURRENT MFG.)

The Bassman series have always been popular for Fender. They started to make solid-state models many years after the original tube Bassmans were phased out. At the 2002 Summer NAMM show, Fender started to get back into the tube Bassmans. Fender purchased Sunn sometime in the late 1980s and had been producing SUNN amps for a while. Now they are putting Fender's name on SUNN amps. What used to be the SUNN 1200s and 300T are now the Fender Bassman 1200 and 300, respectively. For the Bassman 300, see the Electric Tube Amplifiers: Bassman Series section. For the Bassman 1200 see the Hybrid Amplifiers: Bassman Series section. The Bassman 400 Series was replaced with the Pro series.

BASSMAN 25 (NO. 022-4501-000)

- 25W, 1-10 in. Eminence speaker, solid-state combo, active and passive inputs, FX loop, headphone jack, aux. input, black control panel, five silver-top knobs (v, t, m, b, aux level), tuner out jack, tuner mute switch with indicator, enhance switch, wedge cabinet design, black tolex covering, black metal grille, 33 lbs., mfg. 2000-04.

Grading	100%	Excellent	Average
	\$270	\$150 - 200	\$120 - 140

Last MSR was \$386.

BASSMAN 60 (NO. 022-4502-000)

- 60W, 1-12 in. Eminence speaker, piezo horn, solid-state combo, active/passive input pad selector, gain, black control panel, one input, five silver-top knobs (gain, bass, mid level, mid frequency, treble), tuner out jack, indicators for tuner mute, power amp, and preamp clip, XLR line-out, FX loop, wedge cabinet design, black tolex covering, black metal grille, 50 lbs., mfg. 2000-04.

Grading	100%	Excellent	Average
	\$390	\$250 - 300	\$190 - 225

Last MSR was \$557.

BASSMAN 100 (NO. 022-4503-000)

- 100W, 1-15 in. Eminence speaker, Piezo horn, solid-state combo, active/passive input pad selector, gain, black control panel, one input, seven silver-top knobs (gain, bass, mid level, mid frequency, treble, compressor, mv), tuner out jack, indicators for tuner mute, power amp, compressor level, and preamp clip, XLR line-out, FX loop, black tolex covering, black metal grille, 65 lbs., mfg. 2000-04.

Grading	100%	Excellent	Average
	\$500	\$325 - 375	\$240 - 275

Last MSR was \$714.

Add \$15 for cover.

BASSMAN 100 COMBO (NO. 23-45700-010)

- 100W, 1-10 in. speaker combo with piezo horn, solid-state chassis, single channel, front silver control panel, single input, seven black knobs (v, c, b, m/h, m/l, t, line level), effects loop, RCA inputs, headphone jack, tuner out, XLR out, tilt-back cabinet, black covering, black metal grille, 25 lbs., mfg. 2005-present.



courtesy Fender

Grading	100%	Excellent	Average
MSR \$500	\$350	\$200 - 250	\$120 - 150

BASSMAN 150 COMBO (NO. 23-45500-010)

- 150W, 1-12 in. speaker combo with piezo horn, solid-state chassis, single channel, compressor, front silver control panel, single input, 11 black knobs (v, compressor, c, b, m/h, m/l, 2 levels, t, line level, MV), effects loop, RCA inputs, headphone jack, tuner out, XLR out, tilt-back cabinet, black covering, black metal grille, 39 lbs., mfg. 2005-present.



courtesy Fender

Grading	100%	Excellent	Average
MSR \$614	\$430	\$275 - 325	\$175 - 225

BASSMAN 200 (NO. 022-4504-000)

- 200W, 1-15 in. Eminence speaker, 1 8 Ohm compression driver horn, solid-state combo, black control panel, one input, eight silver-top knobs (gain, room balance, b, m, mid frequency, t, compressor, master volume), tuner out jack, FX loop, black tolex covering, black metal grille, 68 lbs., mfg. 2000-04.

Grading	100%	Excellent	Average
	\$650	\$425 - 475	\$325 - 350

Last MSR was \$929.

BASSMAN 250HD (NO. 23-45900 -010)

- 250W, head-unit only, solid-state chassis, single channel, compressor, front silver control panel, single input, 13 black knobs (v, compressor, balanc, c, b, m/h, m/l, 2 levels, t, line level, effects loop, MV), effects loop, RCA inputs, headphone jack, tuner out, XLR out, black carpet covering, mfg. 2005-present.

Grading	100%	Excellent	Average
MSR \$571	\$400	\$250 - 300	\$150 - 200

Bassman 250/115 Combo (No. 23-45300-010)

- similar to the Bassman 250HD, except in combo form with 1-15 in. speaker with a compression driver horn, casters, black metal grille, 63 lbs., mfg. 2005-present.



courtesy Fender

Grading	100%	Excellent	Average
MSR \$857	\$600	\$375 - 450	\$225 - 275

Bassman 250/210 Combo (No. 23-45100-010)

- similar to the Bassman 250HD, except in combo form with 2-10 in. speakers with a compression driver horn, casters, black metal grille, 63 lbs., mfg. 2005-present.



courtesy Fender

Grading	100%	Excellent	Average
MSR \$900	\$630	\$400 - 475	\$250 - 300

BASSMAN 400 (NO. 022-4505-000)

- 350W, 2-10 in. Eminence speakers, 1 8 Ohm compression driver horn, solid-state combo, black control panel, one input, 13 silver-top knobs (gain, room balance, b, t, 6 knob equalizer, compressor, MV), FX loop, mute switch, casters, one-button footswitch, black tolex covering, black metal grille, mfg. 2000-03.

Grading	100%	Excellent	Average
	\$1,000	\$650 - 750	\$400 - 500

Last MSR was \$1,429.

Bassman 400 Head Only (No. 022-4506-000)

- similar to the Bassman 400, except it is the head unit only, and has two speaker out jacks, mfg 2000-03.

Grading	100%	Excellent	Average
	\$550	\$350 - 400	\$275 - 325

Last MSR was \$800.

Bassman 410H Enclosure (No. 021-1671-010)

- this enclosure matches up exactly to the Bassman 400 Head, as is designed for that application. There are 4-10 in. Eminence speakers with one compression driver horn with level control, mfg. 2000-03.

Grading	100%	Excellent	Average
	\$495	\$275 - 350	\$200 - 230

Last MSR was \$643.

Bassman 115 Enclosure (No. 021-1670-010)

- this enclosure sits perfectly underneath the Bassman 410, but it can be used for other applications as well. There is 1-15 in. Eminence speaker with a ported enclosure, mfg. 2000-03.

Grading	100%	Excellent	Average
	\$350	\$200 - 250	\$135 - 150

Last MSR was \$471.

BASSMAN 115 SPEAKER CABINET (NO. 43-47200-000)

- 250W, 1-15 in. speaker with compression driver horn, 8 ohm impedance, casters, black carpet covering, black metal grille, 66 lbs., mfg. 2005-present.

Grading	100%	Excellent	Average
MSR \$429	\$300	\$175 - 225	\$95 - 125

BASSMAN 410 SPEAKER CABINET (NO. 43-47000-000)

- 250W, 1-15 in. speaker with compression driver horn, 8 ohm impedance, casters, black carpet covering, black metal grille, 71 lbs., mfg. 2005-present.

Grading	100%	Excellent	Average
MSR \$571	\$400	\$250 - 300	\$150 - 200

BASS SS AMPLIFIERS: BXR SERIES

The BXR series was introduced in 1987 as part of Fender's first attempt into amplifiers after the CBS sale. BXR stands for Bass Extended Range.

Add \$15 for original cover.

BXR 15 (NO. 022-4402-000)

- 15W, 1-8 in. speaker, solid-state combo, black control panel, one input, four black knobs (v, l, m, h), headphone jack, external speaker jack, black tolex covering, black grille, 21 lbs., mfg. 1995-96.

Grading	100%	Excellent	Average
	N/A	\$60 - 85	\$40 - 55

Last MSR was \$200.

BXR 25 (NO. 022-4403-000)

- 25W, 1-10 in. speaker, solid-state combo, blackface control panel, two inputs hi/lo, four black-top knobs (v, l, m, h), tape inputs, effects loop, headphone jack, black tolex covering, black grille, 32 lbs., mfg. 1995-99.

Grading	100%	Excellent	Average
	N/A	\$120 - 140	\$70 - 95

Last MSR was \$300.

BXR 60 (NO. 022-4404-000)

- 60W, 1-10 in. speaker, solid-state combo, blackface control panel, two inputs, five black knobs (v, l, low mid, high mid, high), tape inputs, effects loop, headphone jack, line out, black tolex covering, black grille, 45 lbs., mfg. 1994-99.

Grading	100%	Excellent	Average
	N/A	\$170 - 195	\$140 - 160

Last MSR was \$430.

BXR 100 (NO. 022-4401-000)

- 100W, 1-15 in. speaker, solid-state combo, blackface control panel, two inputs, enhancement buttons, four black knobs (g, low and high shelving, v), 7-band equalizer, effects loop, headphone jack, line out, black tolex covering, black grille, mfg. 1993-99.

Grading	100%	Excellent	Average
	N/A	\$225 - 275	\$150 - 200

Last MSR was \$530.

BXR 200 (NO. 022-4405-000)

- 200W, 1-15 in. speaker, solid-state combo, chorus, blackface control panel, enhancement buttons, five black knobs (gain, low and high shelving, rate, depth), 9-band equalizer, delta comp switch, footswitch, effects loop, black tolex covering, black grille, 72 lbs., mfg. 1995-99.

Grading	100%	Excellent	Average
	N/A	\$275 - 350	\$175 - 225

Last MSR was \$730.

BXR 200 HD (No. 022-4406-000)

- similar to the BXR 200 except is the head unit only, 27 lbs., mfg. 1995-99.

Grading	100%	Excellent	Average
	N/A	\$200 - 250	\$150 - 175

Last MSR was \$530.

BXR 300C (NO. 022-4100-010)

- 300W, 1-15 in. speaker, solid-state combo, blackface control panel, two inputs, five red knobs (v, t, m, mid-frequency, b), effects loop, Delta-Comp Limiter, fan cooling, black tolex covering, black grille, 107 lbs., mfg. 1987-1999.

Grading	100%	Excellent	Average
	N/A	\$300 - 400	\$200 - 250

Last MSR was \$800.

In 1993, this amp was remodeled with different cosmetics including a new control panel and black knobs.

BXR 300R Head (No. 022-4107-010)

- similar to the BXR 300C except is the head unit two-space rack mount, mfg. 1987-1994.

Grading	100%	Excellent	Average
	N/A	\$225 - 300	\$160 - 200

Last MSR was \$640.

BXR 400 DUAL BASS HEAD (NO. 022-4000-000)

- 400W (Twin 200W amps), head three-space rack mount, solid-state chassis, , 11 bands of equalization, compressor, only a couple of knobs, black metal casing, mfg. 1987-1993.

Grading	100%	Excellent	Average
	N/A	\$375 - 450	\$250 - 300

Last MSR was \$900.

BXR 115B SPEAKER CABINET (NO. 021-1670-000)

- 300W, 1-15 in. speaker, 8 Ohm impedance, black carpet covering, black metal grille, 62 lbs., mfg. 1995-99.

Grading	100%	Excellent	Average
	N/A	\$140 - 180	\$90 - 110

Last MSR was \$320.

BXR 210H SPEAKER CABINET (NO. 021-1671-000)

- 300W, 2-10 in. speaker, horn tweeter, 8 Ohm impedance, black carpet covering, black metal grille, 58 lbs., mfg. 1995-99.

Grading	100%	Excellent	Average
	N/A	\$160 - 210	\$110 - 130

Last MSR was \$400.

BXR 410H SPEAKER CABINET (NO. 021-1672-000)

- 600W, 4-10 in. speaker, horn tweeter, 8 Ohm impedance, black carpet covering, black metal grille, 75 lbs., mfg. 1995-99.

Grading	100%	Excellent	Average
	N/A	\$225 - 275	\$125 - 175

Last MSR was \$550.

BASS SS AMPLIFIERS: MISC. MODELS

B-DEC 30 (NO. 235-4200)

- 30W, bass combo, 1-10 in. speaker, 1 high frequency piezo horn, solid-state chassis, single channel, MIDI synthesizer, front black control panel, single input, four knobs (v, b, m, t), digital processor with various buttons, data wheel, and display, headphone jack, MIDI in and out, aux in and out, optional footswitch, tilt-back cabinet design, black carpet covering, black grille, 33 lbs., mfg. summer 2006-present.



courtesy Fender



courtesy Fender



courtesy Fender

Grading	100%	Excellent	Average
MSR \$533	\$400	\$225 - 275	\$135 - 175

MB-1200 POWER AMP (NO. 214-7500-000)

- 1200W at 2 ohms, two-space rack-mount head only, mono-power block solid-state chassis, front brushed chrome control panel, single volume knob, six speaker outputs, black casing, 35 lbs., mfg. summer 2005-present.

Grading	100%	Excellent	Average
MSR \$1,214	\$850	\$550 - 650	\$350 - 425

BASS SS AMPLIFIERS: PRO SERIES

400 PRO HEAD (NO. 224-5600-010)

- 500W @ 2 Ohms, 350W @ 4 Ohms, head-unit only, solid-state chassis, single channel, front silver control panel, single input, 12 black knobs (room balance, b, t, 2 lows, 2 mids, 2 highs, g, compressor, MV), black carpet covering, space for an available tuner, 42 lbs., mfg. 2004-present.



courtesy Fender

Grading	100%	Excellent	Average
MSR \$857	\$600	\$375 - 450	\$250 - 300

400 Pro Combo (No. 224-5500-010)

- similar to the 400 Pro Head, except in combo form with 2-10 in. Eminence speakers and a compression driver HF horn, mfg. 2004-present.



courtesy Fender

Grading	100%	Excellent	Average
MSR \$1,429	\$1,000	\$650 - 750	\$400 - 500

800 PRO HEAD (NO. 214-6800-000)

- 1200W @ 2 Ohms, 800W @ 4 Ohms, two-space rack-mount head-unit only, solid-state chassis, single channel, front silver control panel, single input, 12 black knobs (room balance, b, t, 2 lows, 2 mids, 2 highs, g, compressor, MV), black casing, 36 lbs., mfg. 2004-present.

Grading	100%	Excellent	Average
MSR \$1,429	\$1,000	\$650 - 750	\$400 - 500

115 PRO CABINET (NO. 221-7700-000)

- 700W program, 350W RMS, 1-15 in. speaker, 8 Ohm impedance, black covering, black grille, removable casters, 64 lbs., mfg. 2004-present.



courtesy Fender

Grading	100%	Excellent	Average
MSR \$686	\$480	\$300 - 350	\$175 - 225

115 Pro EXT Cabinet (No. 221-7800-000)

- similar to the 115 Pro, except has a smaller cabinet to match up with the 400 Pro Combo, 500W program, 250W RMS, 4 Ohm impedance, 60 lbs., mfg. 2004-present.



courtesy Fender

Grading	100%	Excellent	Average
MSR \$643	\$450	\$275 - 325	\$150 - 200

210 PRO CABINET (NO. 221-7500-000)

- 700W program, 350W RMS, 2-10 in. speakers, 8 Ohm impedance, black covering, black grille, removable casters, 61 lbs., mfg. 2004-present.



courtesy Fender

Grading	100%	Excellent	Average
MSR \$686	\$480	\$300 - 350	\$175 - 225

410 PRO CABINET SL/ST (NO. 221-7000/7100-000)

- 600W program, 300W RMS, 4-10 in. speakers, 8 Ohm impedance, black covering, black grille, removable casters, straight or slanted cab, 78 lbs., mfg. 2004-present.



courtesy Fender



courtesy Fender

Grading	100%	Excellent	Average
MSR \$857	\$600	\$375 - 450	\$200 - 250

810 PRO CABINET (NO. 221-7200-000)

- 1200W program, 600W RMS, 8-10 in. speakers, 4 Ohm impedance, black covering, black grille, removable casters, 160 lbs., mfg. 2004-present.



courtesy Fender



courtesy Fender

Grading	100%	Excellent	Average
MSR \$1,570	\$1,100	\$675 - 800	\$450 - 525

BASS SS AMPLIFIERS: RUMBLE BASS SERIES

RUMBLE 15 (NO. 023-15300-010)

- 15W, 1-8 in. speaker combo, solid-state combo, front black control panel, single input, four knobs (v, b, m, t), CD inputs, headphone jack, black fuzzy covering, black metal grille, 19 lbs., mfg. 2003-present.



courtesy Fender

Grading	100%	Excellent	Average
MSR \$217	\$130	\$75 - 100	\$40 - 60

RUMBLE 25 (NO. 023-15400-010)

- 25W, 1-10 in. speaker combo, solid-state combo, front black control panel, two inputs, four knobs (v, b, m, t), CD inputs, speaker loop, headphone jack, black fuzzy covering, black metal grille, 32 lbs., mfg. 2003-present.



courtesy Fender

Grading	100%	Excellent	Average
MSR \$317	\$190	\$110 - 140	\$70 - 90

RUMBLE 60 (NO. 023-15500-010)

- 60W, 1-12 in. speaker combo, solid-state combo, front black control panel, two inputs, five knobs (v, b, h/m, l/m, t), CD inputs, speaker loop, headphone jack, line out, black fuzzy covering, black metal grille, 46 lbs., mfg. 2003-present.



courtesy Fender

Grading	100%	Excellent	Average
MSR \$417	\$250	\$150 - 200	\$95 - 120

RUMBLE 100 115 (NO. 023-15600-010)

- 100W, 1-15 in. speaker combo, solid-state combo, front black control panel, single input, six knobs (v, b, h/m, l/m, t, line level), CD inputs, speaker loop, headphone jack, line out, black fuzzy covering, black metal grille, 60 lbs., mfg. 2003-present.



courtesy Fender

Grading	100%	Excellent	Average
MSR \$550	\$330	\$210 - 260	\$120 - 150

RUMBLE 100 210 (NO. 023-15700-010)

- 100W, 2-10 in. speaker combo, solid-state combo, front black control panel, single input, six knobs (v, b, h/m, l/m, t, line level), CD inputs, speaker loop, headphone jack, line out, black fuzzy covering, black metal grille, casters, 62 lbs., mfg. 2006-present.



courtesy Fender

Grading	100%	Excellent	Average
MSR \$583	\$350	\$225 - 275	\$130 - 160

HYBRID AMPLIFIERS: CHAMP & PERFORMER SERIES

CHAMP 25 S/E (NO. 021-6600-000)

- 25W, 1-10 in. speaker, used new "hybrid" circuitry, which combines tubes with transistors, solid-state preamp, 2 X 5881 / 6L6 power output tubes, black control panel, 11 black knobs (norm, v, t, b, m, drive, gain, overdrive, v, t, b, r), black or custom tolex covering, mfg. 1992-94.

Grading	100%	Excellent	Average
---------	------	-----------	---------

	N/A	\$225 - 275	\$140 - 190
--	-----	-------------	-------------

Last MSR was \$510.

Add \$15 for footswitch.

This model came with five custom coverings, including red, white, gray, and snakeskin.

Champ 25 (No. 021-6601-000)

-similar to the Champ 25 S/E, except doesn't have tape inputs, line out, master volume, and standby switch, mfg. 1992-94.

Grading	100%	Excellent	Average
	N/A	\$175 - 225	\$110 - 140

Last MSR was \$410.

PERFORMER 1000 (NO. 022-6800-000)

- 100W, 1-12" speaker, 12AX7 preamp tube, otherwise solid-state, reverb, new blackface control panel, 11 black knobs (Ch. 1: v, t, m, b, Ch. 2: gain, t, m, b, v, Both: reverb and effects mix), black tolex covering, silver grille, three button footswitch, mfg. 1993-95.

Grading	100%	Excellent	Average
	N/A	\$250 - 300	\$150 - 200

Last MSR was \$590.

Was also available in head only version (No. 022-6801-000) for \$509.99

Performer 650 (No. 022-6805-000)

- similar to Performer 1000 except output is 70W and two button footswitch, mfg. 1993-95.

Grading	100%	Excellent	Average
	N/A	\$200 - 250	\$120 - 150

Last MSR was \$460.

HYBRID AMPLIFIERS: CYBER TWIN SERIES

The Cyber Twin Series represents Fender's latest step into hybrid technology. Fender took a wide selection of their vintage amplifiers and by using modern technology were able to put them all into one monster amp. The new technology is called Cybernetic Amp Design. There is a mixture of tubes, capacitors, and resistors, along with analog drive circuits, and the DSP circuits in the stereo amps. There are three preset sections including: your amp collection, Fender Custom Shop, and Player's Lounge. There is a total of 205 different preset possibilities. This amp also makes it possible to create your own amp by mixing the possibilities. There is a Cyber foot controller (No. 022-9100-000) for the amp that retails for \$349.00. For the Cyber Deluxe (no tubes) see solid-state section.

CYBER-TWIN (NO. 022-9000-000)

- 130W, 2-12 in. Celestion G12 T-100 speakers, 2 X 12AX7 preamp tubes, solid-state power amp, new blackface control panel with digital display, one input, nine black knobs (trim, gain, v, t, m, b, presence, reverb, master), various buttons and knobs for the digital processor, black tolex covering, silver grille, 55 lbs., mfg. 2001-04.



Fender Cyber Twin
courtesy Fender



Fender Cyber Twin
courtesy Fender

Grading	100%	Excellent	Average
	\$1,225	\$800 - 950	\$650 - 750

Last MSR was \$1,750.

Cyber-Twin SE (No. 229-0000-010)

- similar to the Cyber-Twin, except is upgraded from the first version with new cosmetics including a black control panel with blue jewel, white LEDs, and silver buttons, new effects, more presets, and other accessories, 55 lbs., mfg. 2005-present.



courtesy Fender



courtesy Fender

Grading	100%	Excellent	Average
MSR \$1,850	\$1,300	\$825 - 975	\$550 - 650

Add \$250 for foot controller.

CYBER-TWIN HEAD UNIT ONLY (NO. 022-9002-000)

- similar to the Cyber-Twin Combo but in the head unit configuration, 30 lbs., mfg. 2001-04.

Grading	100%	Excellent	Average
	\$1,050	\$650 - 750	\$450 - 550

Last MSR was \$1,500.

SHOWMAN 412S ENCLOSURE (NO. 021-1675-010)

- 4-12 in. Celestion G12T-75 speakers in a black tolex covering silver grille cabinet, matches the Cyber Twin Head to create a piggy-back unit, 97 lbs., mfg. 2001-04.

Grading	100%	Excellent	Average
	\$525	\$350 - 425	\$225 - 275

Last MSR was \$750.

HYBRID AMPLIFIERS: BASSMAN SERIES

BASSMAN 1200 (NO. 022-4505-000/021-3300-010)

- 1200W, 2-space rack mount head-unit only, hybrid design, preamp: 2 X 12AX7, solid-state power amp, dual channels, compression, front black control panel, single input, eleven black knobs, 10-band graphic equalizer, various buttons black

covering, black grille, 35 lbs., mfg. 2002-present.

Grading	100%	Excellent	Average
MSR \$1,643	\$1,150	\$850 - 1,000	\$675 - 750

HYBRID AMPLIFIERS: ROC-PRO SERIES

Add \$15 for cover.

ROC PRO 700 (NO. 022-6806-000)

- 70W, 1-12 in. speaker, hybrid design, 12AX7 preamp, solid-state power, two switchable channels, front chrome control panel, single input, 10 black knobs (Ch. 1: v, t, m, b, Ch. 2: g, t, m, b, v, master r), effects loop, two-button footswitch, black tolex covering, black steel grille, 33 lbs., mfg. 1996-2000.

Grading	100%	Excellent	Average
	N/A	\$225 - 275	\$140 - 175

Last MSR was \$550.

ROC PRO 1000 HEAD (NO. 022-6807-000)

- 100W, head-unit only, hybrid design, 12AX7 preamp, solid-state power, two switchable channels, front silver control panel, single input, 12 black knobs (Ch. 1: v, t, m, b, Ch. 2: g1, g2, t, m, b, v, master r, effects mix), effects loop, three-button footswitch, black tolex covering, black steel grille, 24 lbs., mfg. 1996-2000.

Grading	100%	Excellent	Average
	N/A	\$225 - 275	\$140 - 175

Last MSR was \$570.

Roc Pro 1000 Combo (No. 022-6808-000)

- similar to the Roc Pro 1000 Head, except in combo form with 1-12 in. speaker, 41 lbs., mfg. 1996-2000.

Grading	100%	Excellent	Average
	N/A	\$300 - 350	\$175 - 225

Last MSR was \$650.

ROC PRO GE-112 SPEAKER CABINET (NO. 021-1660-000)

- 80W, 1-12 in. speaker, 8 Ohm impedance, closed back, stacking cups, black tolex covering, black steel grille, 41 lbs., mfg. 1996-2000.

Grading	100%	Excellent	Average
	N/A	\$120 - 150	\$70 - 90

Last MSR was \$230.

ROC PRO GE-412 SPEAKER CABINET (NO. 021-1662-000)

- 300W, 4-12 in. speaker, 8 Ohm impedance, closed back, inset slant baffle, stacking cups, black tolex covering, black steel grille, casters, 60 lbs., mfg. 1996-2000.

Grading	100%	Excellent	Average
	N/A	\$225 - 275	\$120 - 150

Last MSR was \$500.

ACOUSTIC AMPLIFIERS: ACOUSTASONIC SERIES

Add \$15 for cover.

ACOUSTASONIC SFX (NO. 022-1301-000)

- 2 X 80W into 8 ohms, 1-8 in. 8 ohm Fender Special Design Foster Culver speaker, 1-10 in. Fender Special Design speaker, solid state combo, two independent channels (instrument and microphone), XLR input for mic, onboard digital signal processor with 32 stereo digital presets, insert patch points for external signal processors, one input for instrument channel, two for mic, seventeen black-top knobs (Instrument: gain, t, m, b, string dynamics, feedback notch, DSP send, SFX, DSP return, MV, Mic: gain, t, m, b,

feedback notch, DSP send, DSP effects), bypass switches, brown textured vinyl, wheat grille cloth, mfg. 1998-2002.

Grading	100%	Excellent	Average
	\$650	\$475 - 525	\$400 - 450

Last MSR was \$930.

Acoustasonic SFX II (No. 221-3100-010)

- similar to the Acoustasonic SFX, except has a redesigned cabinet and updated DSP, mfg. 2003-present.



courtesy Fender

Grading	100%	Excellent	Average
MSR \$1,000	\$700	\$450 - 550	\$300 - 350

ACOUSTASONIC PRO (NO. 022-1300-000)

- 160W (2 X 80), 2-8 in. special design & high frequency horn, dual notch filters, 1 special piezo horn, solid-state combo, dual processing, 99 digital multi-effect presets two independent channels (instrument and microphone), XLR input for mic, 18 black-top knobs (Inst: gain, t, m, b, channel send, return, attack, string dynamics, feedback notch 1 & 2, Mic: gain, t, m, b, channel send, return, both: Master and auxillary level), auxillary inputs, presets, four button footswitch, brown tolex covering, wheat grille, 45 lbs., mfg. 1998-2001.

Grading	100%	Excellent	Average
	N/A	\$600 - 750	\$350 - 450

Last MSR was \$1,400.

ACOUSTASONIC JR. (NO. 022-1302-000)

- 2 X 40W, 2-8 in. Fender special design Foster Culver speakers, 1 piezo horn, solid state combo, two independent channels (Inst. and Mic/Inst), reverb, stereo chorus, stereo FX loop, brownface control panel, three inputs, one 1/4 in. for each channel and a XLR on the mic, 13 black knobs (Inst: v, t, m, b, feedback notch, string dynamics, Mic: v, t, b, reverb send, both: r, depth, master volume) three switches, brown tolex covering, wheat grille, 43 lbs., mfg 1998-2003.

Grading	100%	Excellent	Average
	\$440	\$275 - 325	\$240 - 265

Last MSR was \$620.

Acoustasonic Jr. DSP (No. 221-3200-010)

- similar to the Acoustasonic Jr., except has DSP effects, 43 lbs., mfg. 2004-present.



courtesy Fender

Grading	100%	Excellent	Average
MSR \$667	\$500	\$275 - 350	\$150 - 200

Add \$30 for footswitch.

ACOUSTASONIC 30 (NO. 022-1303-000)

- 30W, 1-8" Fender special design Foster Culver speaker & 1 piezo horn, solid state combo, two independent channels (Inst. and Mic), chorus, reverb, two inputs, XRL for mic, brownface control panel, ten black knobs (v, t, m, b, string dynamics, chorus, Mic: v, t, b, Both: reverb) optional footswitch, line out, portable floor wedge design (sits at an angle), brown tolex covering, wheat grille, 34 lbs., mfg. 2000-03.

Grading	100%	Excellent	Average
	\$315	\$225 - 250	\$190 - 205

Last MSR was \$450.

Acoustasonic 30 DSP (No. 221-3300-010)

- similar to the Acoustasonic 30, except has DSP effects, 34 lbs., mfg. 2004-present.



courtesy Fender

Grading	100%	Excellent	Average

MSR \$467	\$350	\$190 - 240	\$110 - 140
-----------	-------	-------------	-------------

Add \$30 for footswitch.

ACOUSTASONIC ULTRALIGHT HEAD (NO. 227-1000)

- acoustic configuration, 250W (125 X 2), head-unit only, solid-state chassis, two channels, DSP effects, black control panel that looks like a rack-mount, two inputs (one Mic, one Inst.), 14 knobs (Inst. Ch.: v, t, m, b, notch, string dynamics, FX level, FX select, Mic. Ch.: v, t, m, b, FX level, FX select), XLR line out with level control, headphone jack, tuner out, black anodized aluminum casing with maple side panels and top trim pieces finished in Honey Blonde, 7.5 lbs., mfg. 2006-present.



courtesy Fender

Grading	100%	Excellent	Average
MSR \$929	\$650	\$400 - 475	\$250 - 300

Acoustasonic Ultralight Stereo Speaker Cabinet (No. 227-1700)

- speaker cabinet companion to the Acoustasonic Ultralight Head, 250W, 2-8 in. Eminence drivers and 1-1 in. dome tweeter, Blonde textured vinyl covering with a black grille, 17 lbs., mfg. 2006-present.



courtesy Fender

Grading	100%	Excellent	Average
MSR \$500	\$350	\$200 - 250	\$120 - 150

KEYBOARD SS AMPLIFIERS: KXR SERIES

The KXR series was designed by Fender for keyboards or self contained P.A. systems. The KXR series was introduced circa

1995 but they offered keyboard amplifiers before that. The Sidekick Keyboard and Keyboard 60 were available in the early 1990s. There was also an SFX Keyboard amp produced in 1999.

KXR 60 (NO. 022-8500-000)

- 50W, keyboard amp, 1-12 in. Eminence speaker, piezo electric HF horn, solid-state chassis, two channels, front black control panel, two inputs, eight black knobs with white tops (v1, v2, l, lm, hm, h, r, MV), effects loop, aux. RCA inputs, headphone jack, Delta Comp limiter, black tolex covering, black grille, 51 lbs., mfg. 1996-2002.

Grading	100%	Excellent	Average
	\$325	\$175 - 225	\$100 - 140

Last MSR was \$470.

KXR 100 (NO. 022-8501-000)

- 90W, keyboard amp, 1-15 in. speaker, piezo dual electric HF horn, solid-state chassis, three channels, front black control panel, four inputs, nine black knobs with white tops (v1, v2, v3, l, lm, hm, h, r, MV), effects loop, aux. RCA inputs, headphone jack, Delta Comp limiter, black tolex covering, black grille, 55 lbs., mfg. 1995-2002.

Grading	100%	Excellent	Average
	\$400	\$225 - 275	\$125 - 175

Last MSR was \$570.

KXR 200 (NO. 022-8502-000)

- 200W, keyboard amp, 1-15 in. speaker, piezo dual electric HF horn, solid-state chassis, four channels, front black control panel, five inputs, 28 black knobs with white tops, effects loop, Delta Comp limiter, black tolex covering, black grille, pop-in casters, 88 lbs., mfg. 1995-2000.

Grading	100%	Excellent	Average
	N/A	\$325 - 400	\$200 - 250

Last MSR was \$850.

SPEAKER CABINETS

2-12(S) SLANT (NO. 021-1616-010)

- 2-12 in. Eminence speakers, 8 Ohm mono/16 Ohm stereo impedance, black tolex covering, mfg. late 1980s-1993.

Grading	100%	Excellent	Average
	N/A	\$150 - 200	\$95 - 125

Last MSR was \$390.

4-12(S) SLANT/STRAIGHT (NO. 021-1620/1621-010)

- 4-12 in. Eminence speakers, 8 Ohm mono/16 Ohm stereo impedance, straight or slanted cab, black tolex covering, mfg. late 1980s-1993.

Grading	100%	Excellent	Average
	N/A	\$175 - 225	\$110 - 140

Last MSR was \$560.

CB-112 STD (NO. 021-1608-010)

- 1-12 in. Eminence speaker, 8 Ohm impedance, black tolex covering, mfg. late 1980s-1993.

Grading	100%	Excellent	Average
	N/A	\$95 - 125	\$50 - 70

Last MSR was \$260.

HM 1-12 (NO. 021-1609-010)

- 1-12 in. Eminence speaker, 8 Ohm impedance, gray carpet covering, mfg. late 1980s-1993.

Grading	100%	Excellent	Average
	N/A	\$95 - 125	\$50 - 70

Last MSR was \$260.

HM 2-12 S SLANT (NO. 021-1613-010)

- 2-12 in. Eminence speakers, 8 Ohm mono/16 Ohm stereo impedance, gray carpet covering, mfg. late 1980s-1993.

Grading	100%	Excellent	Average
	N/A	\$150 - 200	\$95 - 125

Last MSR was \$390.

HM 4-12A/B SLANT/STRAIGHT (NO. 021-1618/1619-010)

- 4-12 in. Eminence speakers, 8 Ohm mono/16 Ohm stereo impedance, straight or slanted cab, gray carpet covering, mfg. late 1980s-1993.

Grading	100%	Excellent	Average
	N/A	\$175 - 225	\$110 - 140

Last MSR was \$560.

Copyright ©2007 Blue Book Publications, Inc. All Rights Reserved.
