

PHILIPS

Xitanium

LED driver



Datasheet

Xitanium Spot / Downlight LED Drivers Single Current

Xitanium 4W 0.1A 40V TE SC 230V

Single current LED drivers for enhanced lighting performance

Reliable and cost effective Xitanium single current drivers enable luminaires to deliver high quality light over an industry standard lifetime of 50,000 hours. Specifically designed with low ripple current to address luminaire flickering issues - making this optimal for camera, scanner, and barcode operation. These drivers provide assured reliability, safety, and long-term energy savings.

Benefits

- Designed to operate solutions based on Chip On Board (COB) or mid-power LEDs
- Various power wattage Drivers that are related to the lumen packages/applications
- Independent-version housing design for stand-alone installations

Features

- Small, compact dimensions
- Fixed, SELV output
- Low ripple, low THD
- Specific current and voltage
- Fast Time to Market
- 50,000 hours lifetime

Application

- Public buildings (airports, cinemas, theaters, exhibition halls)
- Retail (supermarkets, shops)
- Office

Electrical input data

Specification item	Value	Unit	Condition
Rated input voltage range	220...240	V _{ac}	Performance range
Rated input voltage	230	V _{ac}	
Rated input frequency range	50...60	Hz	Performance range
Rated input current	0.023	A	@ rated output power @ rated input voltage
Rated input power	5.25	W	@ rated output power @ rated input voltage
Power factor	≥ 0.9		@ rated output power @ rated input voltage
Total harmonic distortion	≤ 20	%	@ rated output power @ rated input voltage
Efficiency	≥ 77	%	@ rated output power @ rated input voltage
Input voltage AC range	198...264	V _{ac}	Operational range
Input frequency AC range	47.5...63	Hz	Operational range
Isolation input to output	SELV		

Electrical output data

Specification item	Value	Unit	Condition
Regulation method	Constant Current		
Output voltage	29...40	V _{dc}	
Output voltage max.	60	V	Peak voltage at open load
Output current	0.1	A	Full output current setting
Output current min dimming	5	mA	
Output current tolerance	± 5	%	
Output current ripple LF	≤ 20	%	Ripple = peak / average
Output power	2.9...4	W	Full output

Electrical data controls input

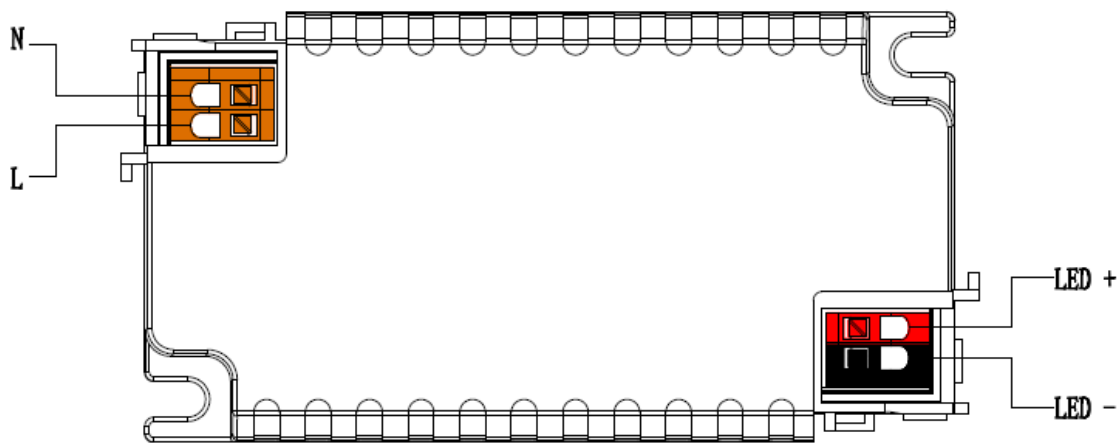
Specification item	Value	Unit	Condition
Control method	TE		
Dimming range	5...100	%	Default range

Logistical data

Specification item	Value
Product name	Xitanium 4W 0.1A 40V TE SC 230V
Logistic code 12NC	9290 014 20706
Pieces per box	50

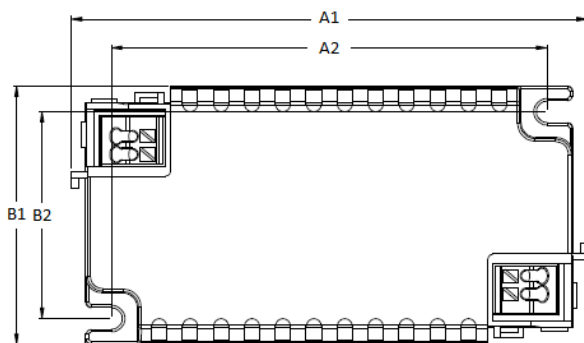
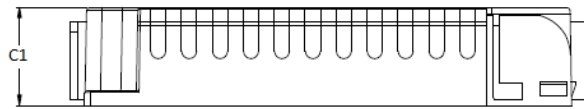
Wiring & Connections

Specification item	Value	Unit	Condition
Input wire cross-section	0.2...1.5	mm²	WAGO250 (3.5 mm), solid / stranded wire
	16...24	AWG	WAGO250 (3.5 mm), solid / stranded wire
Input wire strip length	8.5...9.5	mm	
Output wire cross-section	0.2...1.5	mm²	WAGO250 (3.5 mm), solid / stranded wire
	16...24	AWG	WAGO250 (3.5 mm), solid / stranded wire
Output wire strip length	8.5...9.5	mm	
Maximum cable length	600	mm	Total length of wiring including LED module, one way



Dimensions and weight

Specification item	Value	Unit	Condition
Length (A1)	85	mm	
Width (B1)	50	mm	
Width (B2)	40	mm	
Height (C1)	19	mm	
Fixing hole distance (A2)	69.4	mm	
Weight	105	gram	



Operational temperatures and humidity

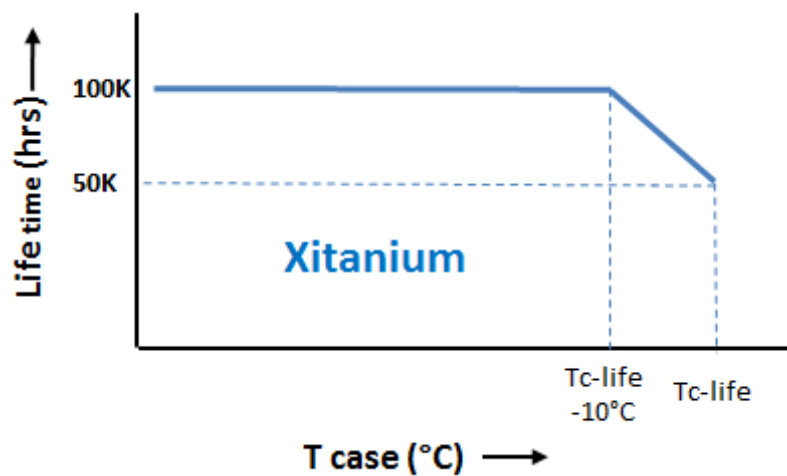
Specification item	Value	Unit	Condition
Ambient temperature	-20...+50	°C	Higher ambient temperature allowed as long as Tcase-max is not exceeded.
Tcase-max	80	°C	Maximum temperature measured at T _{case} -point
Tcase-life	70	°C	Measured at T _{case} -point
Maximum housing temperature	110	°C	In case of a failure
Relative humidity	10...90	%	Non-condensing

Storage temperature and humidity

Specification item	Value	Unit	Condition
Ambient temperature	-25...+85	°C	
Relative humidity	5...95	%	Non-condensing

Lifetime

Specification item	Value	Unit	Condition
Driver lifetime	50,000	hours	Measured temperature at T_{case} -point is T_{case} -life. Maximum failures = 10%



Programmable features

Specification item	Value	Remark	Condition
Set output current (AOC)	No	See Design-in guide.	Default output current: = 100 mA
LED module temperature derating (MTP)	No		
Driver Temperature Limit (DTL)	No		
Constant Lumen Over Lifetime (CLO)	No		
DC emergency dimming (DCemDIM)	No		
Corridor mode	No		
Energy metering	No		
Diagnostics	No		
Adjustable Light Output (ALO)	No		
End Of Life indicator	No		

Features

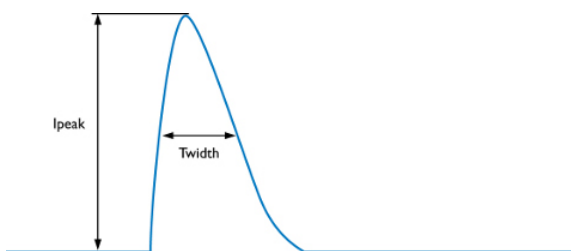
Specification item	Value	Remark	Condition
Open load protection	Yes		Automatic recovering
Short circuit protection	Yes		Automatic recovering
Over power protection	Yes		Automatic recovering
Hot wiring	No		
Suitable for fixtures with protection class	II		per IEC60598

Certificates and standards

Specification item	Value
Approval marks	CB / CCC / CE / ENEC
Ingress Protection classification	20

Inrush current

Specification item	Value	Unit	Condition
Inrush current I_{peak}	1	A	Input voltage 230V
Inrush current T_{width}	17	μs	Input voltage 230V, measured at 50% I_{peak}
Drivers / MCB 16A type B	≤ 350	pcs	



MCB	Rating	Relative number of LED drivers
B	10A	63%
B	13A	81%
B	16A	100% (stated in datasheet)
B	20A	125%
B	25A	156%
C	10A	104%
C	13A	135%
C	16A	170%
C	20A	208%
C	25A	260%

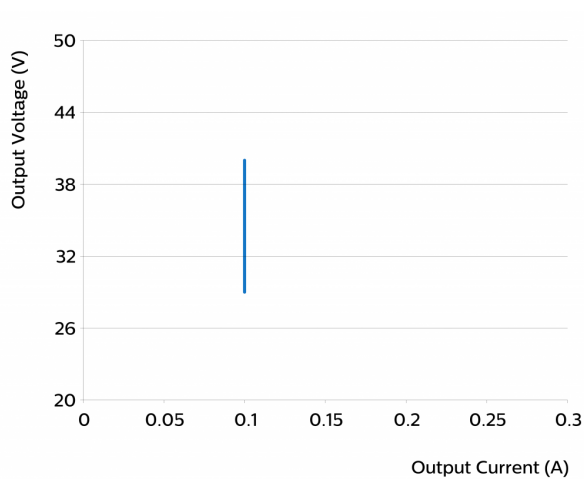
Driver touch current / protective conductor current

Specification item	Value	Unit	Condition
Typical touch current (ins. Class II)	< 0.36	mA peak	Acc. IEC61347-1. LED module contribution not included

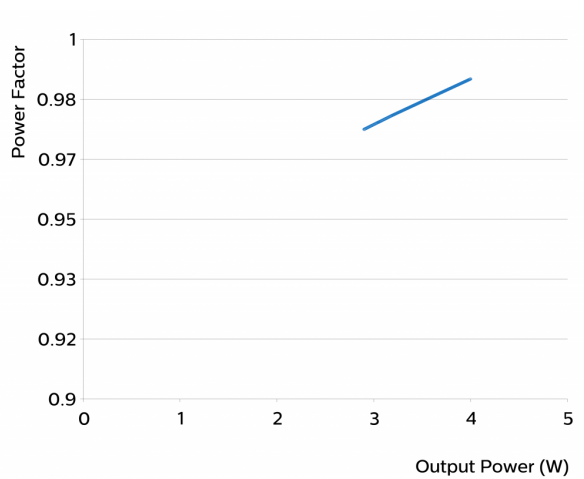
Surge immunity

Specification item	Value	Unit	Condition
Mains surge immunity (diff. mode)	1	kV	Acc. IEC61000-4-5. 2 Ohm, 1.2/50us, 8/20us
Mains surge immunity (comm. mode)	2	kV	Acc. IEC61000-4-5. 12 Ohm, 1.2/50us, 8/20us

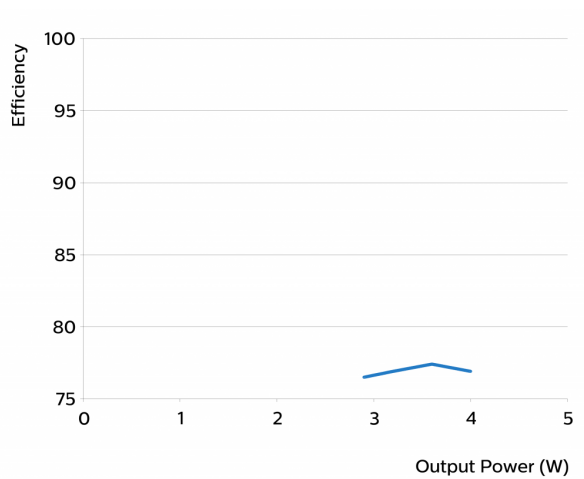
Operating window



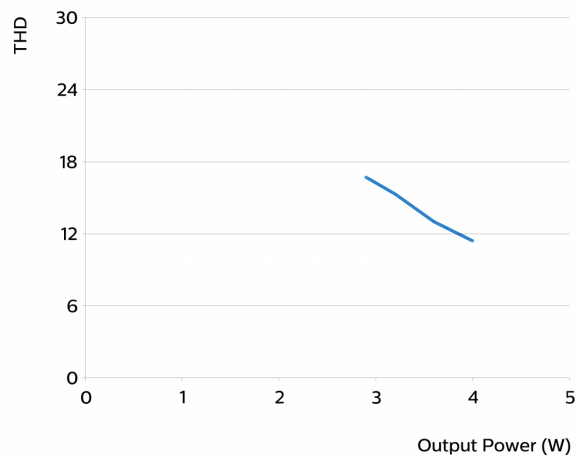
Power factor versus output power



Efficiency versus output power



THD versus output power



©2017 Philips Lighting Holding B.V. All rights reserved.

This document contains information relating to the Philips Lighting portfolio, intended for companies who may be interested in developing their product offering. Note that the information provided is subject to change. Philips Lighting does not give any representation or warranty as to the accuracy or completeness of the information included herein and shall not be liable for any action in reliance thereon. The information presented in this document is not intended as any commercial offer and does not form part of any quotation or contract.

Date of release: November 13, 2017 v6

www.philips.com/technology