


# PHILIPS

## CertaDrive

### LED driver



## Datasheet

# CertaDrive Linear Isolated LED Drivers Single Current

CertaDrive 34W 1.05A 32V 230V I

## Independent

### Single current LED drivers for essential lighting applications.

CertaDrive LED drivers are designed to fulfill the market need for essential lighting with reliable performance. The CertaDrive LED drivers offer basic specifications with specific current and voltage settings which are easy to use for high volume applications. The CertaDrive range is optimal to operate mid-power LEDs from different manufacturers.

#### Benefits

- Driver design based on Philips' experience and knowledge of conventional fluorescent and HID technologies
- Various power wattage Drivers that are related to the lumen packages/applications
- Fixed output Drivers
- Independent-version housing design for stand-alone installations

#### Features

- SELV output for simpler approval process and easy design-in
- Specific current and voltage
- 35,000 hours life time
- Fast Time to Market
- Affordable LED Drivers

#### Application

- Office
- Public areas
- For luminaires of protection class II

## Electrical input data

Specification item	Value	Unit	Condition
Nominal input voltage	220...240	V <sub>ac</sub>	performance range
Nominal input frequency	50...60	Hz	
Nominal input current	0.16	A	@230V @ full load
Input voltage	230	V <sub>ac</sub>	
Nominal input power	37	W	@230V @ full load
Power factor	≥ 0.9		@ full load. See graph.
Total harmonic distortion	≤ 20	%	@ full load. See graph.
Efficiency	89	%	@230V @ full load
Input voltage AC	202...254	V <sub>ac</sub>	Operational range
Input frequency AC	47.5...63	Hz	Operational range
Isolation Input to Output	SELV		

## Electrical output data

Specification item	Value	Unit	Condition
Regulation method	Constant Current		
Output voltage	24...32	V <sub>dc</sub>	
Output voltage max.	60	V	Peak voltage at open load
Output current	1.05	A	Full output current setting
Output current tolerance	± 8	%	
Output current ripple LF	≤ 30	%	Ripple = peak / average
Output power	25.2...34	W	Full output
Dynamic Resistance	5.8	Ω	typical

## Electrical data controls input


Specification item	Value	Unit	Condition
Control method	Fixed		
Galvanic Isolation	No		

## Logistical data

Specification item	Value
Product name	CertaDrive 34W 1.05A 32V 230V I
Order code	
Logistic code 12NC	9290 014 16480
EAN3	
Pieces per box	50

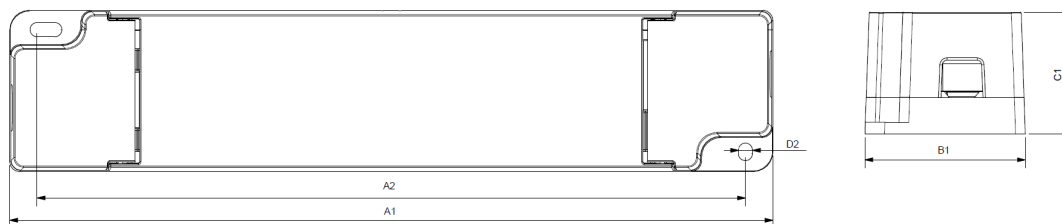
## Wiring & Connections

Specification item	Value	Unit	Condition
Input wire cross-section	0.2...1.5	mm <sup>2</sup>	WAGO250 (3.5 mm), solid / stranded wire
	16...24	AWG	WAGO250 (3.5 mm), solid / stranded wire
Input wire strip length	8.5...9.5	mm	
Output wire cross-section	0.2...1.5	mm <sup>2</sup>	WAGO250 (3.5 mm), solid / stranded wire
	16...24	AWG	WAGO250 (3.5 mm), solid / stranded wire
Output wire strip length	8.5...9.5	mm	
Maximum cable length	600	mm	Total length of wiring including LED module, one way



## Dimensions and weight

Specification item	Value	Unit	Condition
Length (A1)	195	mm	
Width (B1)	41	mm	
Height (C1)	31	mm	
Fixing hole diameter (D1)	3.6	mm	
Fixing hole distance (A2)	181	mm	
Weight	115	gram	



## Operational temperatures and humidity

Specification item	Value	Unit	Condition
Ambient temperature	-20...+40	°C	Higher ambient temperature allowed as long as T <sub>case-max</sub> is not exceeded.
T <sub>case-max</sub>	75	°C	Maximum temperature measured at T <sub>case-point</sub>
T <sub>case-life</sub>	75	°C	Measured at T <sub>case-point</sub>
Maximum housing temperature	130	°C	In case of a failure
Relative humidity	10...90	%	Non-condensing

## Storage temperature and humidity

Specification item	Value	Unit	Condition
Ambient temperature	-25...+85	°C	
Relative humidity	5...95	%	Non-condensing

## Lifetime

Specification item	Value	Unit	Condition
Driver lifetime	35,000	hours	Measured temperature at $T_{case}$ -point is $T_{case}$ -life. Maximum failures = 10%

## Programmable features

Specification item	Value	Remark	Condition
Set output current (AOC)	No	See Design-in guide.	Default output current: = 1050 mA
LED module temperature derating (MTP)	No		
Constant Lumen Over Lifetime (CLO)	No		
DC emergency dimming (DCemDIM)	No		

## Features

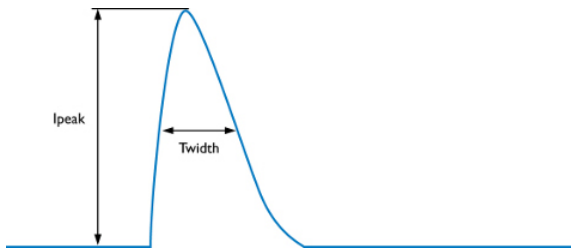
Specification item	Value	Remark	Condition
Open load protection	Yes		Automatic recovering
Short circuit protection	Yes		Automatic recovering
Over power protection	Yes		
Hot wiring	No		
Suitable for fixtures with protection class	II		per IEC60598

## Certificates and standards

Specification item	Value
Approval marks	CB / CCC / CE / ENEC / RCM
Ingress Protection classification	20

## Inrush current

Specification item	Value	Unit	Condition
Inrush current $I_{peak}$	4.8	A	Input voltage 230V
Inrush current $T_{width}$	60	$\mu s$	Input voltage 230V, measured at 50% $I_{peak}$
Drivers / MCB 16A type B	$\leq 40$	pcs	



MCB	Rating	Relative number of LED drivers
B	10A	63%
B	13A	81%
B	16A	100% (stated in datasheet)
B	20A	125%
B	25A	156%
C	10A	104%
C	13A	135%
C	16A	170%
C	20A	208%
C	25A	260%

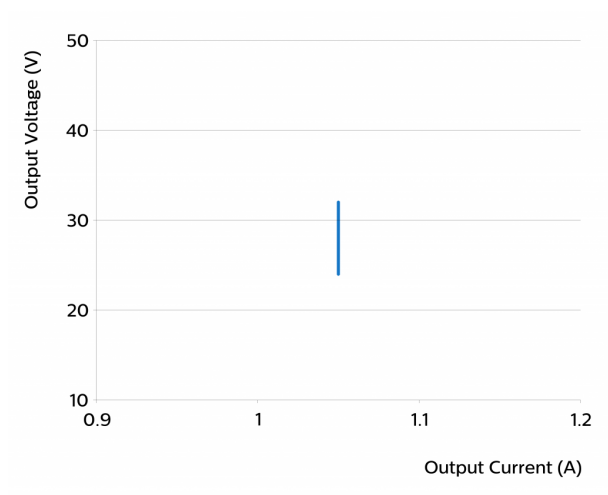
## Driver touch current

Specification item	Value	Unit	Condition
Typical touch current	< 0.7	mA peak	Acc. IEC61347-1. LED module contribution not included

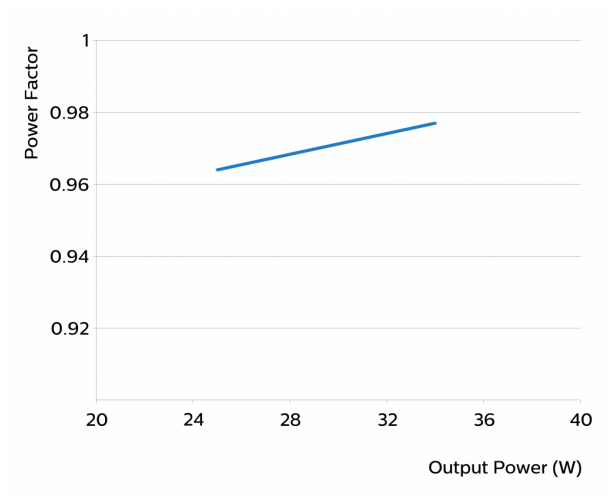
## Surge immunity

Specification item	Value	Unit	Condition
Mains surge immunity (diff. mode)	1	kV	Acc. IEC61000-4-5. 2 Ohm, 1.2/50us, 8/20us
Mains surge immunity (comm. mode)	2	kV	Acc. IEC61000-4-5. 12 Ohm 1.2/50us,8/20us
DALI surge immunity (comm. mode)		kV	DALI - L/N/Ls acc. IEC61000-4-5. 12 Ohm, 1.2/50us, 8/20us

Operating window

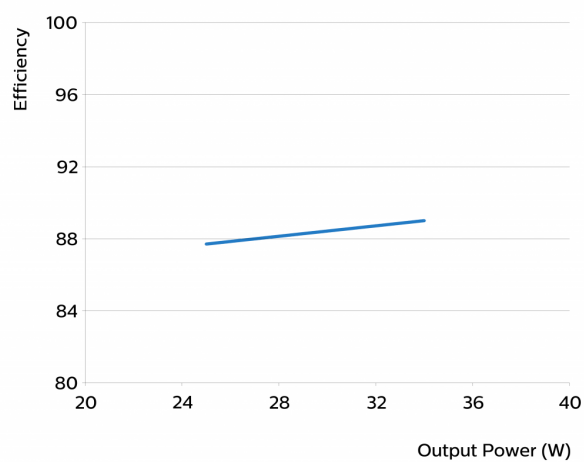


Power factor versus output power



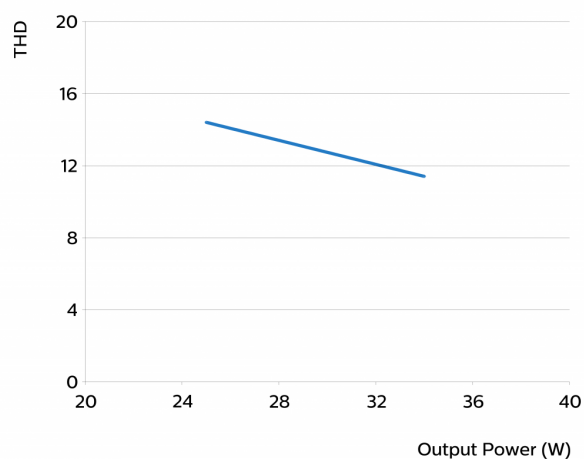
## Efficiency versus output power

---



## THD versus output power

---



©2016 Philips Lighting B.V.

All rights reserved. Reproduction in whole or in part is prohibited without the prior written consent of the copyright owner. The information presented in this document does not form part of any quotation or contract, is believed to be accurate and reliable and may be changed without notice. No liability will be accepted by the publisher for any consequence of its use. Publication thereof does not convey nor imply any license under patent- or other industrial or intellectual property rights. Data subject to change.

Date of release: September 1, 2016

[www.philips.com/technology](http://www.philips.com/technology)