


PHILIPS

Xitanium

LED driver



Datasheet

Xitanium Outdoor LV LED Drivers Adjustable Current Independent

Xitanium 150W 2.45-4.9A AOC 230V I220

Xitanium LV LED adjustable current drivers are specifically designed for maximum reliability and core flexibility in low voltage outdoor applications. With surge protection of up to 6kV, these durable, independently housed drivers deliver consistent, high performance to luminaires even after multiple indirect lightning strikes – an ideal solution for OEMs that need reliable, adjustable output in a rugged independent form factor.

Benefits

- Low voltage/high current output fits the application of LED strings connecting in parallel
- IP rated housing could be put into a gearbox without fully sealed
- Quick solution without luminaires re-design (perfect for tunnel lighting application)
- AOC (Adjustable Output Current) gives the full flexibility to output different currents to spec-in different projects
- Easy adjustment of output current/voltage by only one screwdriver
- Robust specifications for moisture, vibration and extreme temperature protection
- Consistent quality of light over module life Best energy efficiency by peak design.

Features

- Integrated 4KV (IEC standard)
- Outrush current limitation to protect module
- Adjustable output current with wide window
- Lifetime 50,000 hours at Tc Max

Applications

- Road and street lighting
- Area and flood lighting
- Tunnel lighting
- High-bay lighting

Electrical input data

Specification item	Value	Unit	Condition
Nominal Input Voltage	220...240	V _{ac}	
Input Voltage AC	198...264	V _{ac}	Performance range
Operation Voltage AC	110...305	V _{ac}	Safety operation
Nominal Input Frequency	50...60	Hz	
Input Frequency AC	47...63	Hz	Maximum permissible range
Nominal Input Current	0.68...0.76	A	220V...240V at full load
Maximum Input Current	0.83	A	At 202V
Nominal Input Power	164	W	At 230V at full load
Power Factor	0.95		At 230V at full load
Total Harmonic Distortion	< 20	%	At 230V at full load
Efficiency	92	%	At 230V at full load

Electrical Output data

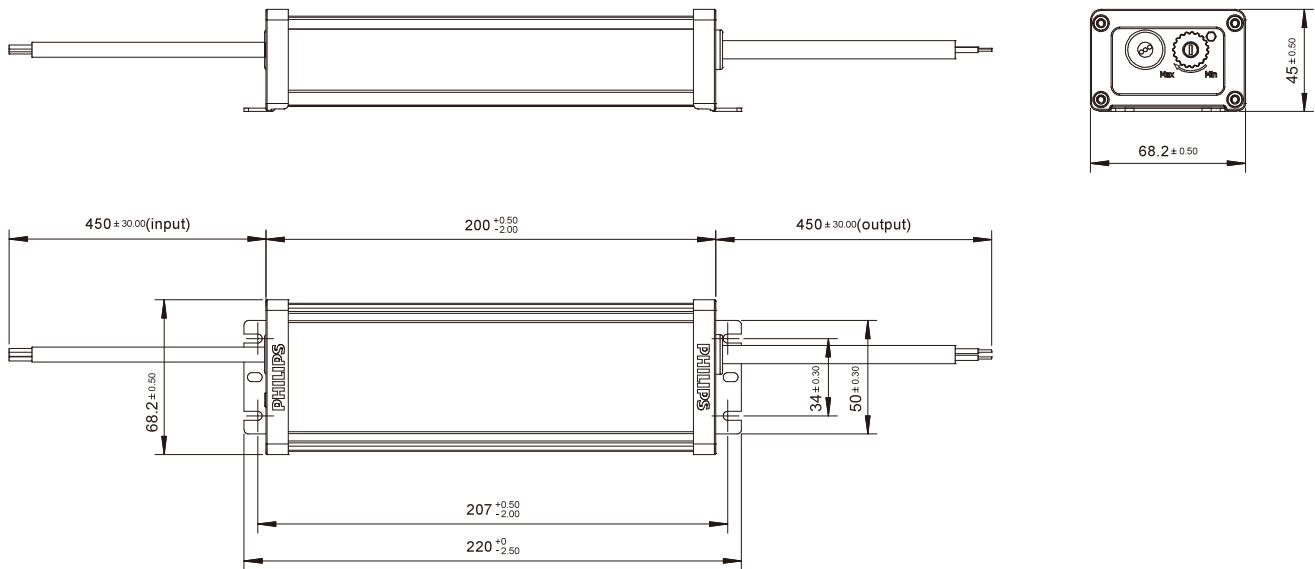
Specification item	Value	Unit	Condition
Regulation Method	Constant Current		
Output Voltage	15...61	V _{dc}	
Output Voltage Max	75	V _{dc}	Peak voltage at open circuit
Output Current	2.45...4.9	A	Performance range
Output Current Tolerance	5	%	At max. output current, T _a =25 °C
Output Current Ripple LF	5	%	Ripple = peak / average, at <1kHz
Output Power	150	W	At full load
Galvanic Isolation	Yes		Double; 3750V

Electrical data controls input

Specification item	Value	Unit	Condition
Control Method	N/A	V	
Digital Interface	N/A		According 2.0 specifications
Mains Control	N/A		Can be configured via MultiOne
Time-based Integrated Control	N/A		Can be configured via MultiOne
Dimming Range	N/A	%	

Wiring & Connections

Specification item	Value	Unit	Condition
Input Wire Size	1.0	mm ²	3-wire cable; 300V/500V rating or higher
Output Wire Size	1.5	mm ²	2-wire cable; 300V/500V rating or higher
Input & Output Wire Length	450 ±30	mm	Out of enclosure
Control Wire Size	N/A	mm	N/A
Control Wire Length	N/A	mm	



CE Isolation

	Input Wires	Output Wires	Chassis
Input Wires	N/A	Double	Basic
Output Wires	Double	N/A	Basic
Chassis	Basic	Basic	N/A

Operational Temperature and Humidity

Specification item	Value	Unit	Condition
Ambient Temperature	-40...+55	°C	
T _{case} Maximum	80	°C	Measured at T _c -point
T _{case} Life	70	°C	Measured at T _c -point
T _{case} Cut-Off	90	°C	Power to LEDs is reduced

Storage Temperature and Humidity

Specification item	Value	Unit	Condition
Ambient Temperature	-40...+55	°C	

Lifetime

Specification item	Value	Unit	Condition
Lifetime	100,000	Hours	At T _{case} Life; Survival rate = 90%

Programmable Features

Specification item	Value	Remark	Condition
Adjustable Output Current (AOC)	N/A		See Design-In Guide
LED Module Temperature Derating (MTP)	N/A		
Constant Lumen Output (CLO)	N/A		
DC Emergency Dimming (DCEmDIM)	N/A		
Corridor Mode	N/A		
Energy Metering	N/A		
Diagnostics	N/A		

Features

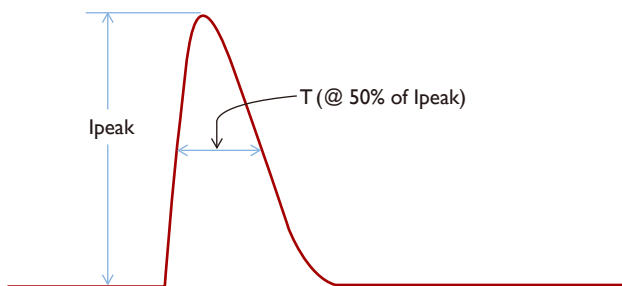
Specification item	Value	Remark	Condition
Over Temperature Protection	Yes	Dim Down	Automatic Recovery
Open Circuit Protection	Yes		Automatic Recovery
Short Circuit Protection	Yes		Automatic Recovery
Over Power Protection	Yes		
Hot Wiring	N/A		
Suitable for fixtures with Protection Class	Class I		

Certificates and Standards

Specification item	Value
Approval Marks	CE / CB / CCC / KC / TISI / ENEC
Ingress Protection Rating	IP65

Inrush current

Specification item	Value	Unit	Condition
Inrush Current I_{peak}	50	A	At 230Vac
Inrush Current Twidth	460	μs	At 230Vac, measured at 50% I_{peak}
Drivers per MCB 16A Type B	11	pcs	



Earth Leakage Current

Specification item	Value	Unit	Condition
Typical Touch Current	2	mA _{pk}	Meets IEC60598; LED module not included

Surge Capability

Specification item	Value	Unit	Condition
Mains Surge Capability Differential Mode	4	KV	L-N, 20Ω
Mains Surge Capability Common Mode	6	KV	L/N-GND, 120Ω

Wiring & Connections

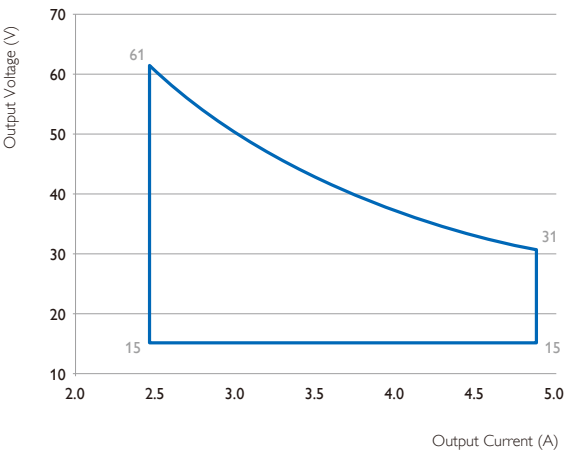
Specification item	Value	Unit	Condition
Length overall	220	mm	
Width overall	68.2	mm	
Height overall	45	mm	
Mounting Holes Distance	207	mm	
Mounting Holes Width	34	mm	
Mounting Holes Size	4	mm	For M4 with max head diameter of 10mm
Weight	920	g	

Logistical Data

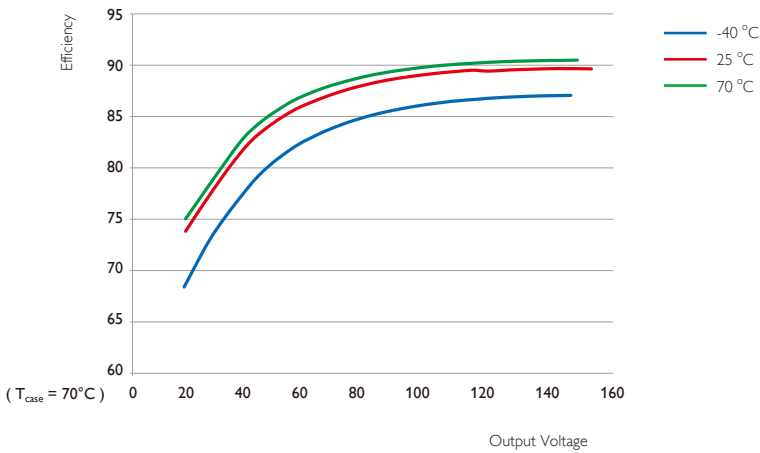
Specification item	Value
Product Name	Xitanium 150W 2.45-4.9A AOC 230V I220
Logistics Code 12NC	929001404480
Pieces per Box	10

Graphs

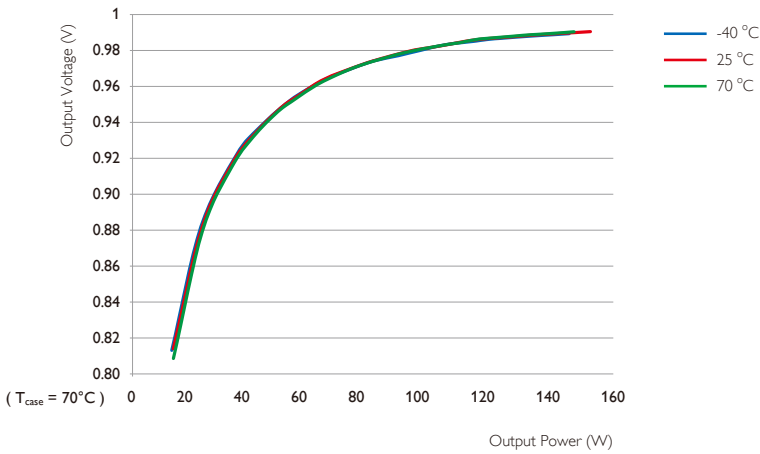
Operating window



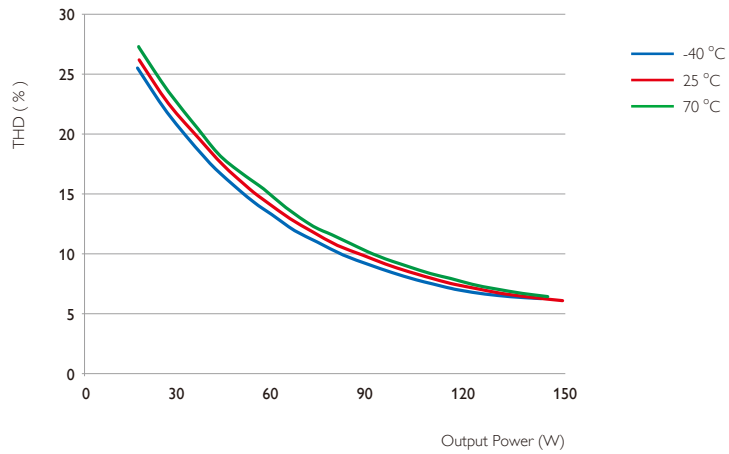
Efficiency versus output power



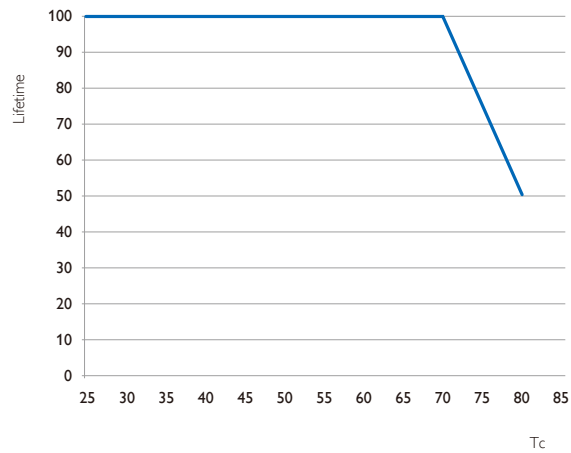
Power factor versus output power



Total Harmonic Distortion (T_{case} = 70°C)



Lifetime vs T_{case}



©2015 Koninklijke Philips Electronics N.V.

All rights reserved. Reproduction in whole or in part is prohibited without the prior written consent of the copyright owner. The information presented in this document does not form part of any quotation or contract, is believed to be accurate and reliable and may be changed without notice. No liability will be accepted by the publisher for any consequence of its use. Publication thereof does not convey nor imply any license under patent- or other industrial or intellectual property rights. Data subject to change.

Date of release: October 27, 2015

www.philips.com