

# PHILIPS

## Xitanium

### LED driver



## Datasheet

### Xitanium Prog/Prog+ LED Xtreme drivers

#### Xitanium 75W 0.35-0.70A GL Prog sXt

##### Xitanium Prog/Prog+ LED Xtreme drivers

Philips Xitanium Prog/Prog+ Programmable LED drivers are specifically designed to deliver the highest performance, protection and configurability. The portfolio offers both central and standalone dimming protocols further increasing the energy savings and CO2 reductions achieved with LED lighting. The Xtreme technology ensures maximum robustness and protection combined with a very long lifetime.

##### Benefits

- Ultimate robustness, offering peace of mind and lower maintenance costs
- Fully programmable LED-drivers designed for the new digital and connected lighting world
- Extended diagnostics via MultiOne
- Easy to design-in, configure and install
- Energy savings through high efficiency and via multiple dimming options

##### Features

- High surge protection (CM/DM)
- Long lifetime and robust protection against moisture, vibration and temperature
- Configurable operating windows (AOC)
- Multiple control interfaces: DALI, 1-10V (Prog+ : also AmpDim)
- Autonomous dimming via integrated DynaDimmer
- Suitable for DC operation
- Thermal protection for driver and for module (MTP)
- Constant Light Output (CLO)
- Adjustable Start-up Time (AST)
- End-Of-Life indicator (EOL)

##### Application

- Road and street lighting
- Area lighting
- Industrial lighting

## Electrical input data

Specification item	Value	Unit	Condition
Rated input voltage range	120...277	V <sub>ac</sub>	Performance range
Rated input voltage	230	V <sub>ac</sub>	
Rated input frequency range	50...60	Hz	Performance range
Rated input current	0.37	A	@ rated output power @ rated input voltage
Max. input current	0.79	A	@ rated output power @ minimum performance input voltage
Rated input power	85	W	@ rated output power @ rated input voltage
Power factor	≥ 0.97		@ rated output power @ rated input voltage
Total harmonic distortion	≤ 9	%	@ rated output power @ rated input voltage
Efficiency	≥ 91	%	@ rated output power @ rated input voltage
Rated input voltage DC range	186...250	V <sub>dc</sub>	Performance range
Input voltage AC range	108...305	V <sub>ac</sub>	Operational range
Input frequency AC range	45...66	Hz	Operational range
Input voltage DC range	168...275	V <sub>dc</sub>	Operational range
Standby Power (TD)	0.45	W	
Isolation input to output	Basic		

## Electrical output data

Specification item	Value	Unit	Condition
Regulation method	Constant Current		
Output voltage	80...152	V <sub>dc</sub>	
Output voltage max.	160	V	Peak voltage at open load
Output current	0.05...0.7	A	Full output current setting
Output current min programmable	200	mA	
Output current min dimming	50	mA	
Output current tolerance	± 5	%	
Output current ripple LF	≤ 15	%	Ripple = peak / average
Output current ripple HF	≤ 15	%	
Output power	4.5...75	W	Full output

## Electrical data controls input

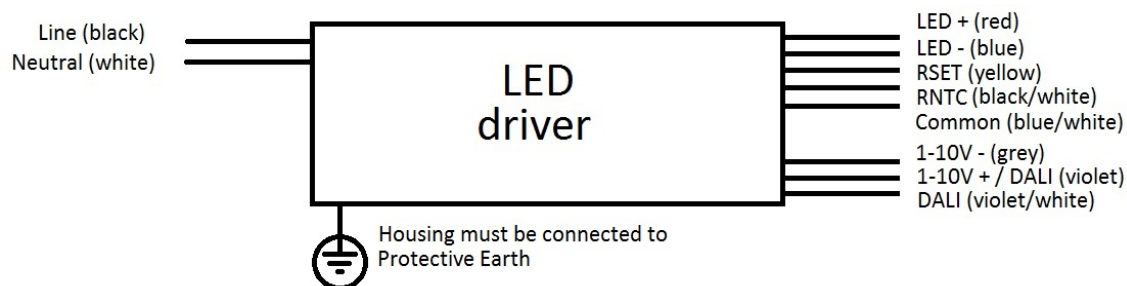
Specification item	Value	Unit	Condition
Control method	1-10V, DALI, Dynadimmer		Output current amplitude dimming, DALI acc. IEC62386-102/207; 1-10V acc. IEC60929
Dimming range	10...100	%	Default range
Galvanic Isolation	Basic		

## Logistical data

Specification item	Value
Product name	Xitanium 75W 0.35-0.70A GL Prog sXt
Order code	871829111887900
Logistic code 12NC	9290 007 02302
EAN3	8718291999799
Pieces per box	10

## Wiring & Connections

Specification item	Value	Unit	Condition
Input wire cross-section	0.82	mm <sup>2</sup>	solid wire, double-insulated
	18	AWG	solid wire, double-insulated
Input wire strip length	8...12	mm	
Output wire cross-section	0.82	mm <sup>2</sup>	solid wire, double-insulated
	18	AWG	solid wire, double-insulated
Output wire strip length	8...12	mm	
Maximum cable length	10000	mm	Total length of wiring including LED module, one way
Maximum NTC output cable length	0.6	m	

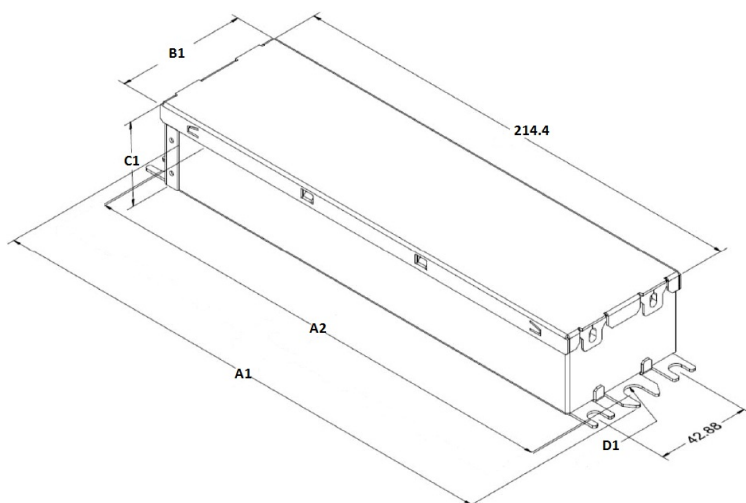


## Insulation

Insulation	Mains	LED + NTC	DALI/1-10V	Housing
Mains		Basic	Basic	Double
LED + NTC	Basic		Basic	Double
DALI/1-10V	Basic	Basic		Double
Housing	Double	Double	Double	

## Dimensions and weight

Specification item	Value	Unit	Condition
Length (A1)	240.5	mm	
Width (B1)	59.8	mm	
Width (B2)	42.88	mm	
Height (C1)	37.6	mm	
Fixing hole diameter (D1)	6	mm	
Fixing hole distance (A2)	226	mm	
Weight	1270	gram	



## Operational temperatures and humidity

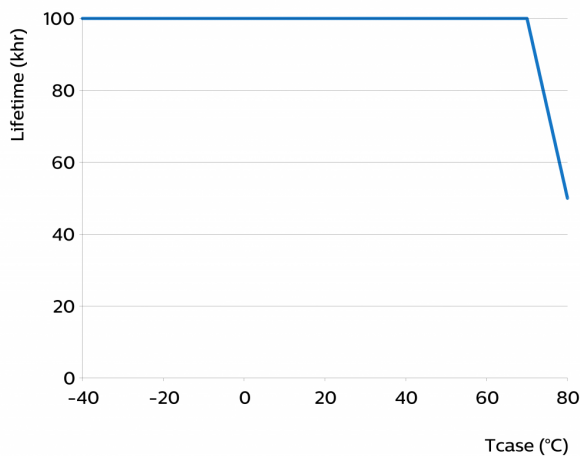
Specification item	Value	Unit	Condition
Ambient temperature	-40...+55	°C	Higher ambient temperature allowed as long as Tcase-max is not exceeded.
Starting Ambient temperature	-40...+55	°C	
Tcase-max	80	°C	Maximum temperature measured at T <sub>case</sub> -point
Tcase-life	70	°C	Measured at T <sub>case</sub> -point
Maximum housing temperature	110	°C	In case of a failure
Relative humidity	10...90	%	Non-condensing

## Storage temperature and humidity

Specification item	Value	Unit	Condition
Ambient temperature	-40...+80	°C	
Relative humidity	5...95	%	Non-condensing

## Lifetime

Specification item	Value	Unit	Condition
Driver lifetime	100,000	hours	Measured temperature at T <sub>case</sub> -point is T <sub>case</sub> -life. Maximum failures = 10%



## Programmable features

Specification item	Value	Remark	Condition
Set output current (AOC)	Programmable, Rset1	See Design-in guide.	Default output current: = 700 mA
LED module temperature derating (MTP)	Yes		
Constant Lumen Over Lifetime (CLO)	Yes		
DC emergency dimming (DCemDIM)	No		Driver will not automatically dim when DC input voltage is applied. Programmed AOC value will be maintained.
Diagnostics	Yes		
Adjustable Start-up Time AST	Yes		
1-10V minimum dim level	Yes		
Integrated Dynadimmer	Yes		
End Of Life indicator	Yes		

## Features

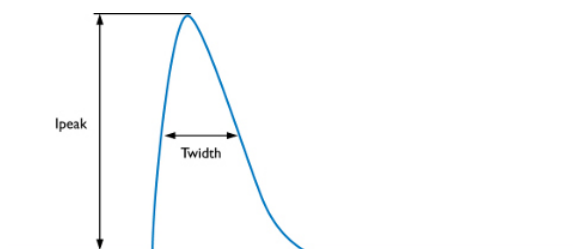
Specification item	Value	Remark	Condition
Open load protection	Yes		Automatic recovering
Short circuit protection	Yes		Automatic recovering
Over power protection	Yes		Automatic recovering
Hot wiring	No		
Suitable for fixtures with protection class	I		per IEC60598
Over temperature protection driver	Yes		Automatic recovering
Overheating protection	Yes		Automatic recovering

## Certificates and standards

Specification item	Value
Approval marks	CB / CCC / CE / CSA / ENEC / UL
Ingress Protection classification	

## Inrush current

Specification item	Value	Unit	Condition
Inrush current $I_{peak}$	108	A	Input voltage 230V
Inrush current $T_{width}$	140	$\mu s$	Input voltage 230V, measured at 50% $I_{peak}$
Drivers / MCB 16A type B	$\leq 7$	pcs	



MCB	Rating	Relative number of LED drivers
B	10A	63%
B	13A	81%
B	16A	100% (stated in datasheet)
B	20A	125%
B	25A	156%
C	10A	104%
C	13A	135%
C	16A	170%
C	20A	208%
C	25A	260%

## Driver touch current / protective conductor current

Specification item	Value	Unit	Condition
Typical touch current (ins. Class II)	< 0.7	mA peak	Acc. IEC61347-1. LED module contribution not included

## Surge immunity

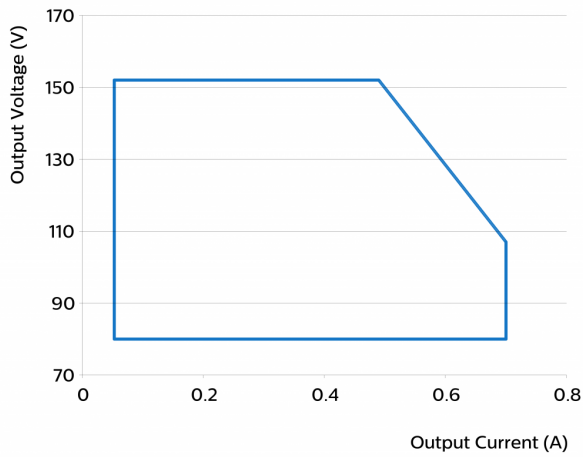
Specification item	Value	Unit	Condition
Mains surge immunity (diff. mode)	3	kV	Acc. IEC61000-4-5. 2 Ohm, 1.2/50us, 8/20us
Mains surge immunity (comm. mode)	3	kV	Acc. IEC61000-4-5. 12 Ohm 1.2/50us, 8/20us
Control surge immunity (diff. mode)	0.5	kV	Acc. IEC61000-4-5. 2 Ohm, 1.2/50us, 8/20us
Control surge immunity (comm. mode)	3	kV	Acc. IEC61000-4-5. 12 Ohm 1.2/50us, 8/20us
DALI surge immunity (comm. mode)	3	kV	DALI - L/N acc. IEC61000-4-5. 12 Ohm, 1.2/50us, 8/20us

Additional information

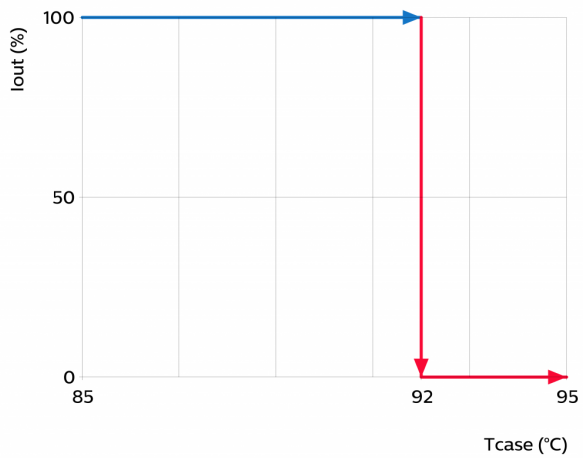
Specification item	Default setting	Remark	Condition
AOC	700	mA	
CLO	OFF		
MTP	ON		
Dynadimmer	OFF		
EOL	OFF		
1-10V	ON		

Graphs

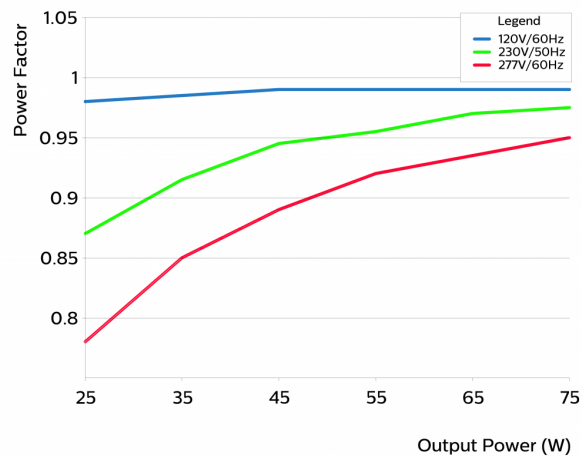
Operating window



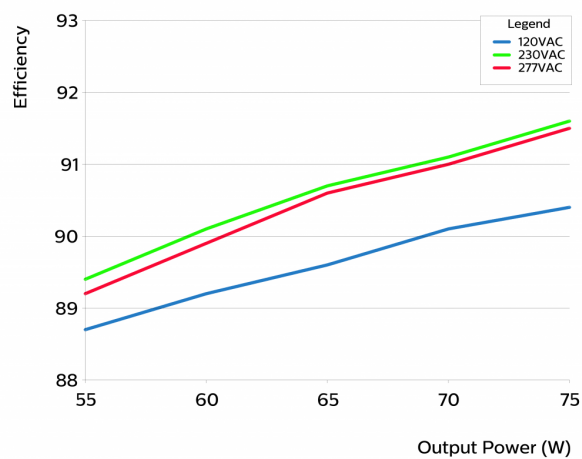
Thermal Guard



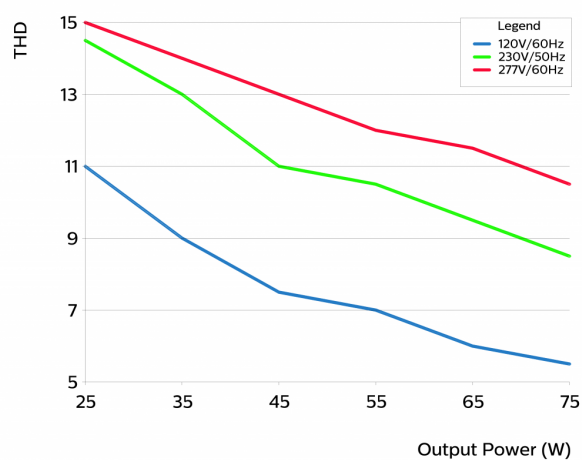
## Power factor versus output power



## Efficiency versus output power

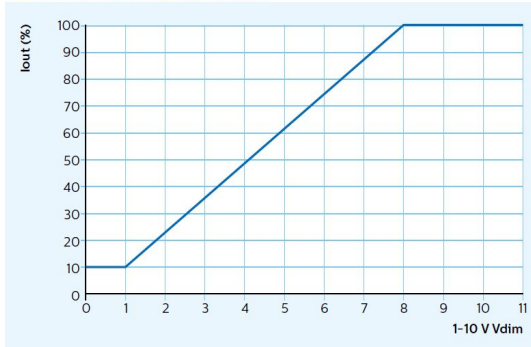


## THD versus output power



## $I_{out}$ as function of 1-10V interface

Output current versus Dim Voltage



## Notes

### Installation & Application Notes:

- 1: By factory default, the 1-10V interface is enabled and DALI interface is disabled. These controls are mutually exclusive.
- 2: Integrated Dynadimmer cannot be overruled by DALI. These controls are mutually exclusive.
- 3: Driver is for built-in use only and must not be exposed to the elements such as snow, water and ice or to any other chemical agent which can be expected to have an adverse effect on the driver (e.g. corrosive environments). It is the responsibility of both luminaire manufacturer and installer to prevent exposure. Common sense needs to be used in order to define the proper luminaire or application IP rating.
- 4: Suitable for UL Damp & Dry locations
- 5: IEC: driver housing is not allowed to be connected to accessible insulation Class II luminaire parts. Driver is suitable for insulation Class I application only.
- 6: Standard lead length on all wires: 500 +/- 30mm solid copper. Insulation rating: 105°C/600V.
- 7: Driver complies with the requirements of UL, CSA, CE, ENEC, CISPR15, FCC 47CFR15 Class A



©2017 Philips Lighting Holding B.V. All rights reserved.

This document contains information relating to the Philips Lighting portfolio, intended for companies who may be interested in developing their product offering. Note that the information provided is subject to change. Philips Lighting does not give any representation or warranty as to the accuracy or completeness of the information included herein and shall not be liable for any action in reliance thereon. The information presented in this document is not intended as any commercial offer and does not form part of any quotation or contract.

Date of release: April 24, 2017

[www.philips.com/technology](http://www.philips.com/technology)