

FFSMC Series



Submerged type float switch for sewer and industrial waste systems.

This self-weighted cable end float switch is designed for use in turbulent industrial fluids and fluids with suspended agglomerates, such as sewer water. Version with Polyurethane cable is for use in Fuel Oils.

The switch is water resistant up to a depth of 100m, and is insensitive to humidity and condensation, due to the particular design of the switch element. This makes it suitable for applications where there may be wide or rapid fluctuations in ambient or fluid temperatures. Switching capacity of this new design of self-cleaning switch element is 10A at 250V ac.

The outer casing is manufactured in blow moulded Polyethylene (PEHD) and the switch element is surrounded by non-hygroscopic closed cell expanded polyurethane, hermetically sealing the unit.

The switch is fitted with an internal weight such that it fixes the centre of gravity, and rotation, close to the cable entry. An external counterweight is supplied to adjust the pivot position.

The moulding shape is rounded to prevent the accumulation of solids, that could cause the float to sink.

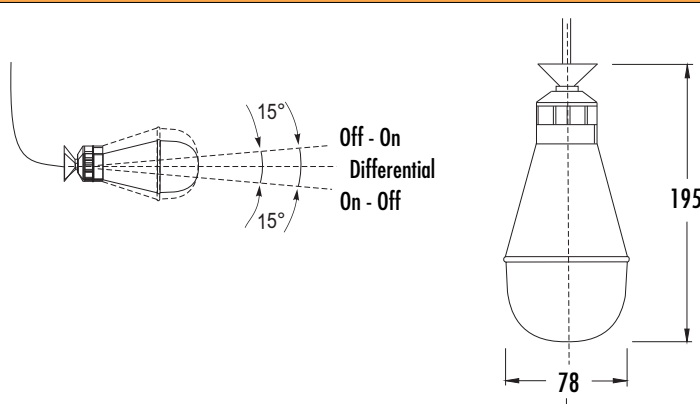
Technical Specifications		FFSMC10C	FFSMC10CU
Cynergy3 part		Blue	Red
Contact Form		C/O	
Switching Current Max. Resistive		10 A	
Switching Current Max. Inductive	AC	4A	
	DC	1A	
Power Rating	AC VA	750	
	DC W	180	
Switching Voltage	AC V	250	
	DC V	110	
Cable Material		PVC	Polyurethane
Cable length		5m	
Body Material		High Density Polyethylene	
Temperature Range	°C	0 / +55	
	°F	+ 32 / +131	
Max. working pressure	bar	10	



- Operates in Turbulent Fluids
- Unaffected by Suspended Solids
- Cable Mounting
- 100m Depth Capability

It is necessary to use an auxiliary relay, when switching pump motors or any loads that are not purely resistive.

MECHANICAL



Cynergy3 Components Ltd
7 Cobham Road
Ferndown Industrial Estate
Wimborne
Dorset BH21 7PE
Tel: +44 (0) 1202 897969

sales@cynergy3.com

ISO 9001 CERTIFIED

© 2011 Cynergy3 Components, All Rights Reserved. Specifications are subject to change without prior notice. Cynergy3 Components and the Cynergy3 Components logo are trademarks of Cynergy3 Components Limited.

www.cynergy3.com

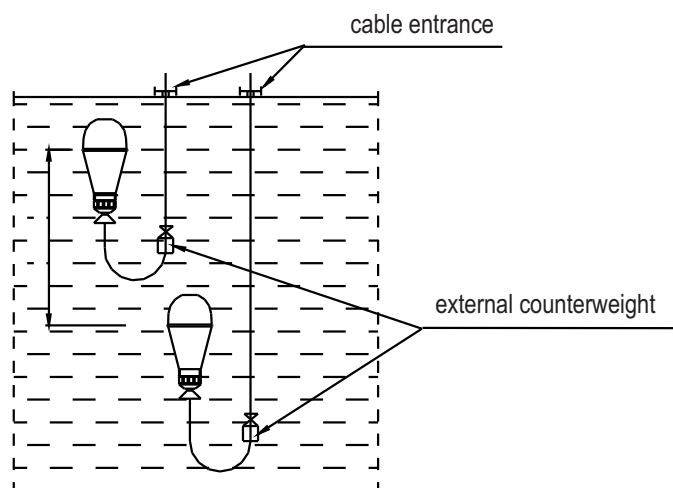
FFSMC Series



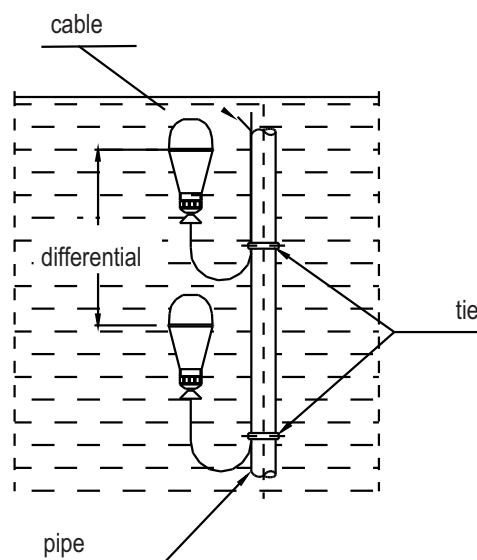
Part Numbering System

Series	FFSMC	10	A	U	10	Cable length in metres: Blank = 5M standard
Max. current						Cable covering: Blank = PVC U = Polyurethane W = WRC Approved
Contact Form						
	A = n/o					
	B = n/c					
	C = c/o					

Installation



wiring diagram for filling pump



wiring diagram for emptying pump

