

## 3V Logic Output Temperature Sensor with Programmable Hysteresis

### Features

- User Programmable Hysteresis and Temperature Set Point
- Easily Programs with Two External Resistors
- Wide Temperature Detection Range
  - TC07CXA: -0°C to +70°C
  - TC07EXA: -40°C to +85°C
  - TC07VXA: -40°C to +125°C
- 8-Pin MSOP and 8-Pin SOIC Packages
- Cost Effective

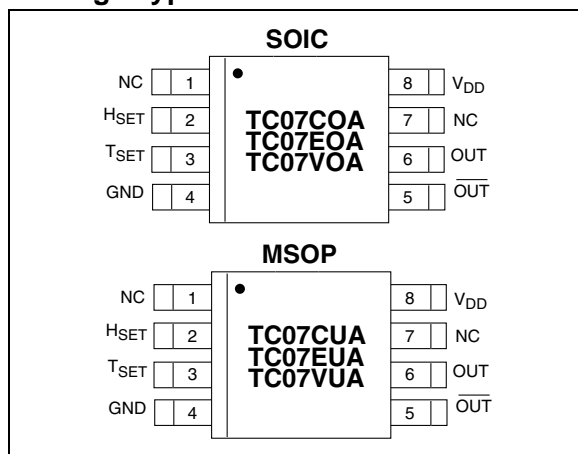
### Applications

- Power Supply Over-Temperature Detection
- Consumer Equipment
- Temperature Regulators

### Device Selection Table

Part Number	Package	Temperature Range
TC07COA	8-Pin SOIC	0°C to +70°C
TC07CUA	8-Pin MSOP	0°C to +70°C
TC07EOA	8-Pin SOIC	-40°C to +85°C
TC07EUA	8-Pin MSOP	-40°C to +85°C
TC07VOA	8-Pin SOIC	-40°C to +125°C
TC07VUA	8-Pin MSOP	-40°C to +125°C

### Package Type



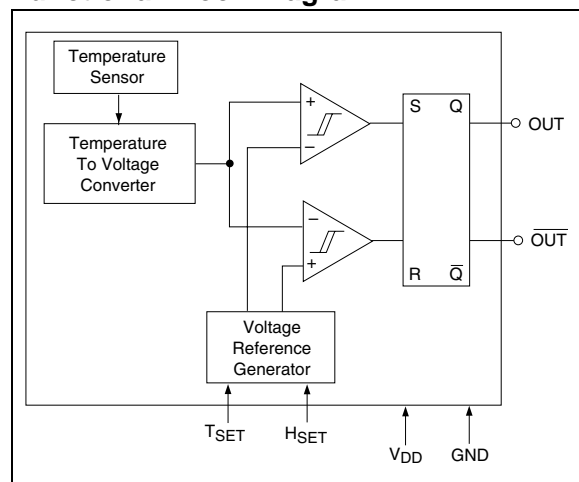
### General Description

The TC07 is a programmable, logic output temperature detector that operates from power supply levels as low as 2.7V. Programming is accomplished with external resistors connected from the temperature set point input ( $T_{SET}$ ) and the hysteresis control input ( $H_{SET}$ ) to  $V_{DD}$ .

Complementary outputs ( $OUT$  and  $\overline{OUT}$ ) are driven active when temperature exceeds the temperature threshold programmed by the resistor on  $T_{SET}$ . The states of these outputs are maintained (latched) until temperature falls below threshold programmed by the resistor on  $H_{SET}$ .

The TC07 has an operating temperature range of -40°C to +125°C (TC07VXA). It features low (<130μA) supply current and with 8-pin MSOP and 8-pin SOIC packages, making it suitable for a wide variety of applications.

### Functional Block Diagram



# TC07

## 1.0 ELECTRICAL CHARACTERISTICS

### Absolute Maximum Ratings\*

Supply Voltage ..... 7V  
Input Voltage Any Input . (GND – 0.3V) to ( $V_{DD} + 0.3V$ )  
Operating Temperature ..... -40°C to +125°C  
Storage Temperature,  $T_J$  ..... -65°C to +150°C

\*Stresses above those listed under "Absolute Maximum Ratings" may cause permanent damage to the device. These are stress ratings only and functional operation of the device at these or any other conditions above those indicated in the operation sections of the specifications is not implied. Exposure to Absolute Maximum Rating conditions for extended periods may affect device reliability.

### TC07 ELECTRICAL SPECIFICATIONS

Electrical Characteristics: $T_A$ = Over operational temperature range, unless otherwise specified.						
Symbol	Parameter	Min	Typ	Max	Unit	Test Conditions
$V_{DD}$	Supply Voltage Range	2.7	–	5.5	V	
$I_{DD}$	Supply Current	–	130	300	$\mu A$	$2.7V < V_{CC} < 5.5V$
$V_{OH}$	Output Voltage (High)	$0.8 \times V_{DD}$	–	–	V	$I_{OUT} = 500\mu A$
$V_{OL}$	Output Voltage (Low)	–	–	$0.25 \times V_{DD}$	V	$I_{OUT} = 1mA$
H	Minimum Hysteresis	-5	–	–	°C	$H_{SET} < T_{SET}$
$T_{SET}$	Absolute Accuracy	$T - 3$	$T \pm 1$	$T + 3$	°C	$T$ = Programmed Temperature
$H_{SET}$	Absolute Accuracy	$T - 5$	$T \pm 1$	$T + 5$	°C	$T$ = Programmed Temperature

## 2.0 PIN DESCRIPTIONS

The descriptions of the pins are listed in Table 2-1.

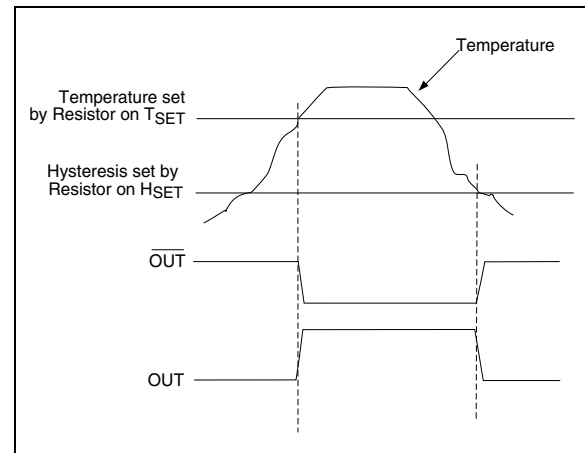
**TABLE 2-1: PIN FUNCTION TABLE**

Pin No. (8-Pin SOIC) (8-Pin MSOP)	Symbol	Description
1	NC	No Internal Connection
2	H <sub>SET</sub>	Absolute Accuracy
3	T <sub>SET</sub>	Absolute Accuracy
4	GND	Ground
5	OUT	Minimum Hysteresis
6	OUT	Absolute Accuracy
7	NC	No Internal Connection
8	V <sub>DD</sub>	Supply Voltage Range

## 3.0 DETAILED DESCRIPTION

The TC07 programs with resistors connected from the T<sub>SET</sub> and H<sub>SET</sub> inputs to V<sub>DD</sub>. Output pins OUT and OUT are driven active when the temperature exceeds the setting determined by the programming resistor on T<sub>SET</sub>. The outputs are maintained (latched) in their active states until temperature drops below the setting determined by the programming resistor on H<sub>SET</sub> (Figure 3-1).

**FIGURE 3-1: TC07 OUTPUT WAVEFORMS**



## 4.0 TYPICAL APPLICATIONS

### 4.1 Trip Point Programming

The resistor values required to achieve the desired trip point temperatures on  $T_{SET}$  and  $H_{SET}$  are calculated using the formula below:

$$R_{TRIP} = 0.6 \times T^{2.13}$$

Where:

$R_{TRIP}$  = Programming resistor value in Ohms

$T$  = Desired trip point temperature in degrees Kelvin.

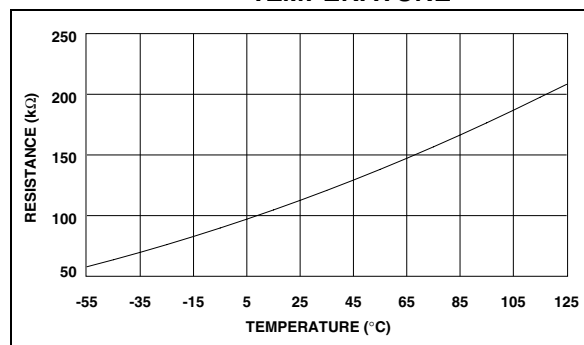
For example, to program the TC07 outputs to go active at 50°C and inactive at 30°C, the  $R_T$  and  $R_H$  programming resistors are calculated as follows:

$$R_T = 0.6 \times ((50 + 273.15)^{2.13}) = 132.8k\Omega$$

$$R_H = 0.6 \times ((30 + 273.15)^{2.13}) = 115.9k\Omega$$

Resistance values for  $T_{SET}$  and  $H_{SET}$  can be approximated using Figure 4-1. Care must be taken to ensure the  $H_{SET}$  programming resistor is a smaller value than the  $T_{SET}$  programming resistor. The temperature programmed on  $H_{SET}$  must be at least 5°C lower than the temperature value programmed by  $T_{SET}$ .

**FIGURE 4-1: PROGRAMMING RESISTOR VALUES VS. TEMPERATURE**

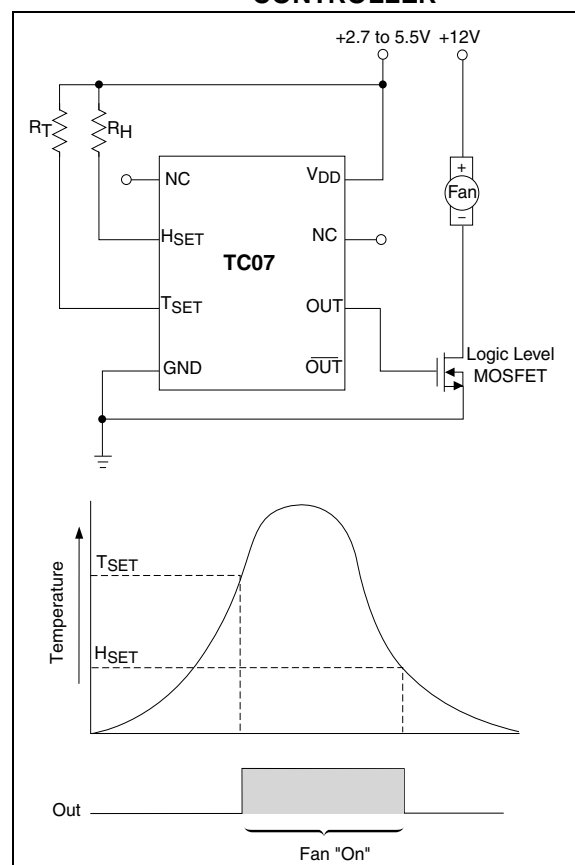


### 4.2 Cooling and Heating Applications

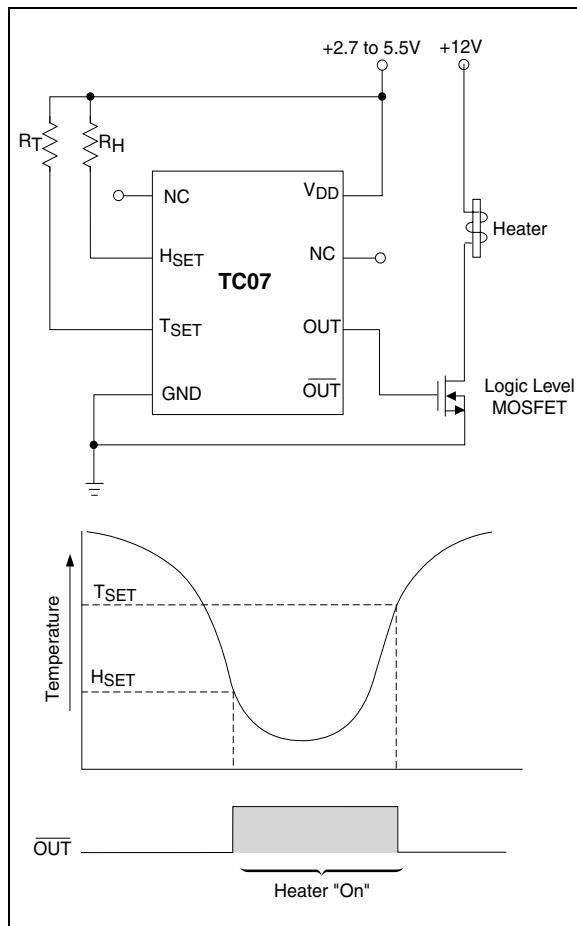
The TC07 can be used to control a DC fan as shown in Figure 4-2. The fan turns on when the sensed temperature rises above the temperature set at  $T_{SET}$  and remains on until the temperature falls below the temperature set at  $H_{SET}$ . The amount of "cooling" performed by the fan is dependent on the programmed hysteresis.

Figure 4-3 shows the TC07 acting as a heater thermostat. Circuit operation is identical to that of the cooling fan application in Figure 4-2.

**FIGURE 4-2: TC07 AS A FAN CONTROLLER**



**FIGURE 4-3: TC07 AS A HEATER THERMOSTAT**



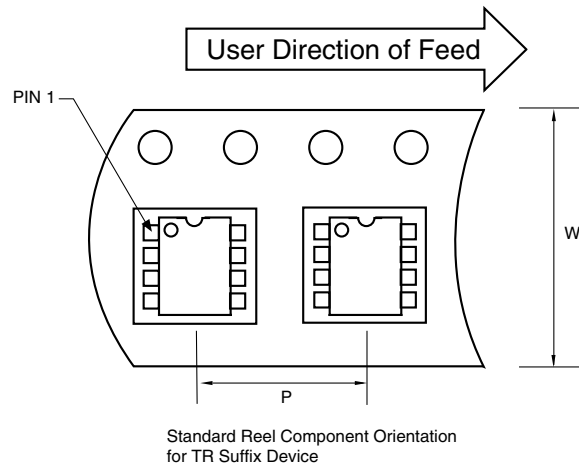
## 5.0 PACKAGING INFORMATION

### 5.1 Package Marking Information

Package marking data not available at this time.

### 5.2 Taping Form

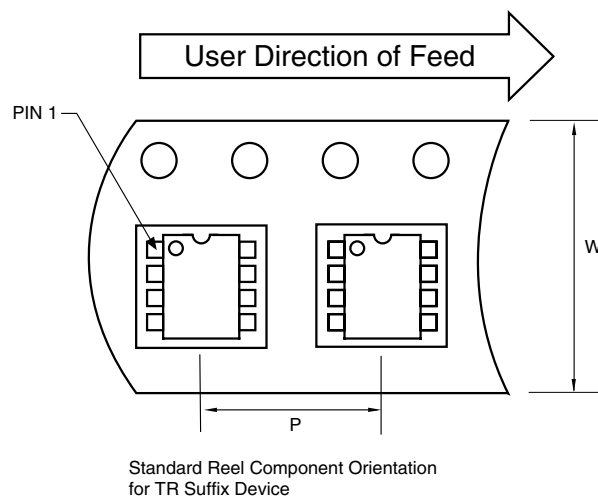
#### Component Taping Orientation for 8-Pin MSOP Devices



Carrier Tape, Number of Components Per Reel and Reel Size

Package	Carrier Width (W)	Pitch (P)	Part Per Full Reel	Reel Size
8-Pin MSOP	12 mm	8 mm	2500	13 in

#### Component Taping Orientation for 8-Pin SOIC (Narrow) Devices

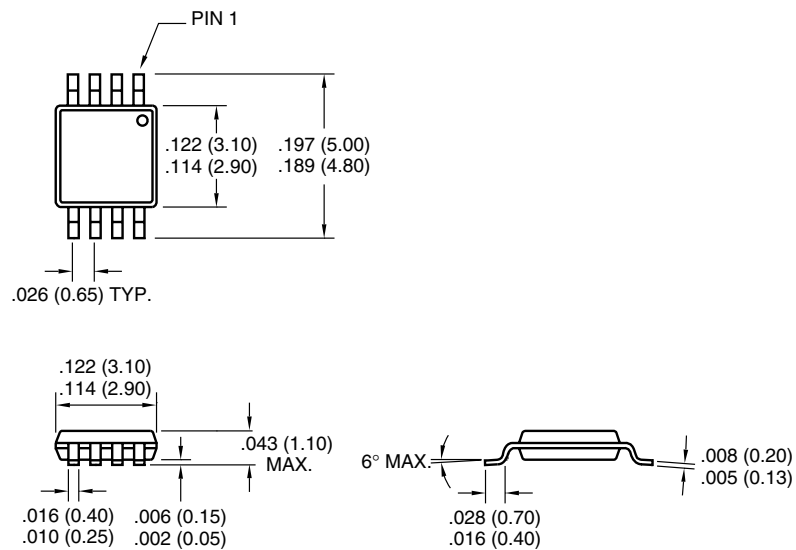


Carrier Tape, Number of Components Per Reel and Reel Size

Package	Carrier Width (W)	Pitch (P)	Part Per Full Reel	Reel Size
8-Pin SOIC (N)	12 mm	8 mm	2500	13 in

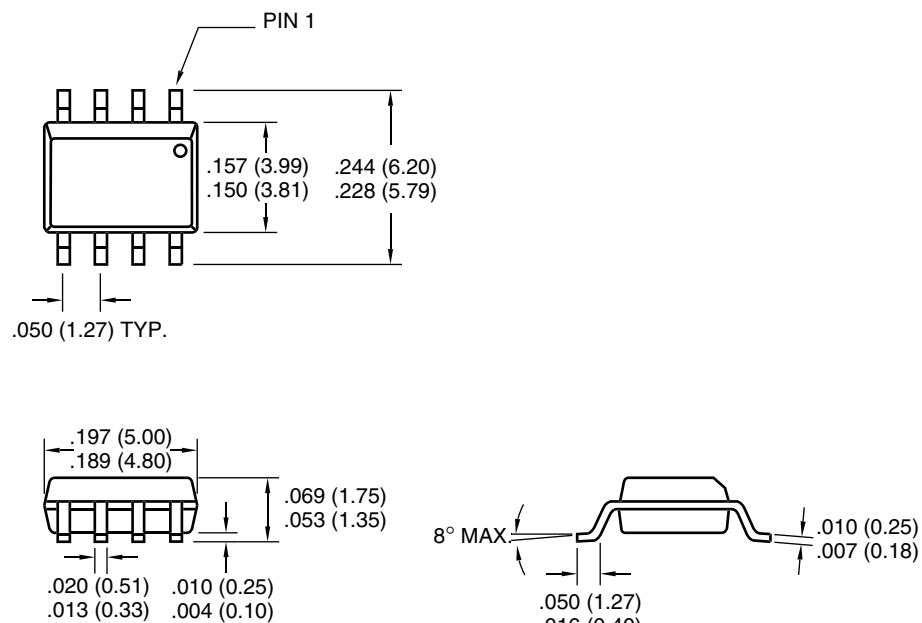
## 5.3 Package Dimensions

### 8-Pin MSOP



Dimensions: inches (mm)

### 8-Pin SOIC



Dimensions: inches (mm)

NOTES:



## SALES AND SUPPORT

### **Data Sheets**

Products supported by a preliminary Data Sheet may have an errata sheet describing minor operational differences and recommended workarounds. To determine if an errata sheet exists for a particular device, please contact one of the following:

1. Your local Microchip sales office
2. The Microchip Corporate Literature Center U.S. FAX: (480) 792-7277
3. The Microchip Worldwide Site ([www.microchip.com](http://www.microchip.com))

Please specify which device, revision of silicon and Data Sheet (include Literature #) you are using.

### **New Customer Notification System**

Register on our web site ([www.microchip.com/cn](http://www.microchip.com/cn)) to receive the most current information on our products.

NOTES:

Information contained in this publication regarding device applications and the like is intended through suggestion only and may be superseded by updates. It is your responsibility to ensure that your application meets with your specifications. No representation or warranty is given and no liability is assumed by Microchip Technology Incorporated with respect to the accuracy or use of such information, or infringement of patents or other intellectual property rights arising from such use or otherwise. Use of Microchip's products as critical components in life support systems is not authorized except with express written approval by Microchip. No licenses are conveyed, implicitly or otherwise, under any intellectual property rights.

## Trademarks


The Microchip name and logo, the Microchip logo, FilterLab, KEELoQ, microID, MPLAB, PIC, PICmicro, PICMASTER, PICSTART, PRO MATE, SEEVAL and The Embedded Control Solutions Company are registered trademarks of Microchip Technology Incorporated in the U.S.A. and other countries.


dsPIC, ECONOMONITOR, FanSense, FlexROM, fuzzyLAB, In-Circuit Serial Programming, ICSP, ICEPIC, microPort, Migratable Memory, MPASM, MPLIB, MPLINK, MPSIM, MXDEV, PICC, PICDEM, PICDEM.net, rfPIC, Select Mode and Total Endurance are trademarks of Microchip Technology Incorporated in the U.S.A.

Serialized Quick Turn Programming (SQTP) is a service mark of Microchip Technology Incorporated in the U.S.A.

All other trademarks mentioned herein are property of their respective companies.

© 2002, Microchip Technology Incorporated, Printed in the U.S.A., All Rights Reserved.

 Printed on recycled paper.



*Microchip received QS-9000 quality system certification for its worldwide headquarters, design and wafer fabrication facilities in Chandler and Tempe, Arizona in July 1999 and Mountain View, California in March 2002. The Company's quality system processes and procedures are QS-9000 compliant for its PICmicro® 8-bit MCUs, KEELoQ® code hopping devices, Serial EEPROMs, microperipherals, non-volatile memory and analog products. In addition, Microchip's quality system for the design and manufacture of development systems is ISO 9001 certified.*



## WORLDWIDE SALES AND SERVICE

### AMERICAS

#### Corporate Office

2355 West Chandler Blvd.  
Chandler, AZ 85224-6199  
Tel: 480-792-7200 Fax: 480-792-7277  
Technical Support: 480-792-7627  
Web Address: <http://www.microchip.com>

#### Rocky Mountain

2355 West Chandler Blvd.  
Chandler, AZ 85224-6199  
Tel: 480-792-7966 Fax: 480-792-7456

#### Atlanta

500 Sugar Mill Road, Suite 200B  
Atlanta, GA 30350  
Tel: 770-640-0034 Fax: 770-640-0307

#### Boston

2 Lan Drive, Suite 120  
Westford, MA 01886  
Tel: 978-692-3848 Fax: 978-692-3821

#### Chicago

333 Pierce Road, Suite 180  
Itasca, IL 60143  
Tel: 630-285-0071 Fax: 630-285-0075

#### Dallas

4570 Westgrove Drive, Suite 160  
Addison, TX 75001  
Tel: 972-818-7423 Fax: 972-818-2924

#### Detroit

Tri-Atria Office Building  
32255 Northwestern Highway, Suite 190  
Farmington Hills, MI 48334  
Tel: 248-538-2250 Fax: 248-538-2260

#### Kokomo

2767 S. Albright Road  
Kokomo, Indiana 46902  
Tel: 765-864-8360 Fax: 765-864-8387

#### Los Angeles

18201 Von Karman, Suite 1090  
Irvine, CA 92612  
Tel: 949-263-1888 Fax: 949-263-1338

#### New York

150 Motor Parkway, Suite 202  
Hauppauge, NY 11788  
Tel: 631-273-5305 Fax: 631-273-5335

#### San Jose

Microchip Technology Inc.  
2107 North First Street, Suite 590  
San Jose, CA 95131  
Tel: 408-436-7950 Fax: 408-436-7955

#### Toronto

6285 Northam Drive, Suite 108  
Mississauga, Ontario L4V 1X5, Canada  
Tel: 905-673-0699 Fax: 905-673-6509

### ASIA/PACIFIC

#### Australia

Microchip Technology Australia Pty Ltd  
Suite 22, 41 Rawson Street  
Epping 2121, NSW  
Australia  
Tel: 61-2-9868-6733 Fax: 61-2-9868-6755

#### China - Beijing

Microchip Technology Consulting (Shanghai)  
Co., Ltd., Beijing Liaison Office  
Unit 915  
Bei Hai Wan Tai Bldg.  
No. 6 Chaoyangmen Beidajie  
Beijing, 100027, No. China  
Tel: 86-10-85282100 Fax: 86-10-85282104

#### China - Chengdu

Microchip Technology Consulting (Shanghai)  
Co., Ltd., Chengdu Liaison Office  
Rm. 2401, 24th Floor,  
Ming Xing Financial Tower  
No. 88 TIDU Street  
Chengdu 610016, China  
Tel: 86-28-6766200 Fax: 86-28-6766599

#### China - Fuzhou

Microchip Technology Consulting (Shanghai)  
Co., Ltd., Fuzhou Liaison Office  
Unit 28F, World Trade Plaza  
No. 71 Wusi Road  
Fuzhou 350001, China  
Tel: 86-591-7503506 Fax: 86-591-7503521

#### China - Shanghai

Microchip Technology Consulting (Shanghai)  
Co., Ltd.  
Room 701, Bldg. B  
Far East International Plaza  
No. 317 Xian Xia Road  
Shanghai, 200051  
Tel: 86-21-6275-5700 Fax: 86-21-6275-5060

#### China - Shenzhen

Microchip Technology Consulting (Shanghai)  
Co., Ltd., Shenzhen Liaison Office  
Rm. 1315, 13/F, Shenzhen Kerry Centre,  
Renminnan Lu  
Shenzhen 518001, China  
Tel: 86-755-2350361 Fax: 86-755-2366086

#### Hong Kong

Microchip Technology Hongkong Ltd.  
Unit 901-6, Tower 2, Metroplaza  
223 Hing Fong Road  
Kwai Fong, N.T., Hong Kong  
Tel: 852-2401-1200 Fax: 852-2401-3431

#### India

Microchip Technology Inc.  
India Liaison Office  
Divyasree Chambers  
1 Floor, Wing A (A3/A4)  
No. 11, O'Shaugnessey Road  
Bangalore, 560 025, India  
Tel: 91-80-2290061 Fax: 91-80-2290062

### Japan

Microchip Technology Japan K.K.  
Benex S-1 6F  
3-18-20, Shinyokohama  
Kohoku-Ku, Yokohama-shi  
Kanagawa, 222-0033, Japan  
Tel: 81-45-471-6166 Fax: 81-45-471-6122

### Korea

Microchip Technology Korea  
168-1, Youngbo Bldg. 3 Floor  
Samsung-Dong, Kangnam-Ku  
Seoul, Korea 135-882  
Tel: 82-2-554-7200 Fax: 82-2-558-5934

### Singapore

Microchip Technology Singapore Pte Ltd.  
200 Middle Road  
#07-02 Prime Centre  
Singapore, 188980  
Tel: 65-6334-8870 Fax: 65-6334-8850

### Taiwan

Microchip Technology Taiwan  
11F-3, No. 207  
Tung Hua North Road  
Taipei, 105, Taiwan  
Tel: 886-2-2717-7175 Fax: 886-2-2545-0139

### EUROPE

#### Denmark

Microchip Technology Nordic ApS  
Regus Business Centre  
Lautrup høj 1-3  
Ballerup DK-2750 Denmark  
Tel: 45 4420 9895 Fax: 45 4420 9910

#### France

Microchip Technology SARL  
Parc d'Activite du Moulin de Massy  
43 Rue du Saule Trapu  
Batiment A - 1er Etage  
91300 Massy, France  
Tel: 33-1-69-53-63-20 Fax: 33-1-69-30-90-79

#### Germany

Microchip Technology GmbH  
Gustav-Heinemann Ring 125  
D-81739 Munich, Germany  
Tel: 49-89-627-144 0 Fax: 49-89-627-144-44

#### Italy

Microchip Technology SRL  
Centro Direzionale Colleoni  
Palazzo Taurus 1 V. Le Colleoni 1  
20041 Agrate Brianza  
Milan, Italy  
Tel: 39-039-65791-1 Fax: 39-039-6899883

#### United Kingdom

Arizona Microchip Technology Ltd.  
505 Eskdale Road  
Winnersh Triangle  
Wokingham  
Berkshire, England RG41 5TU  
Tel: 44 118 921 5869 Fax: 44-118 921-5820

03/01/02

