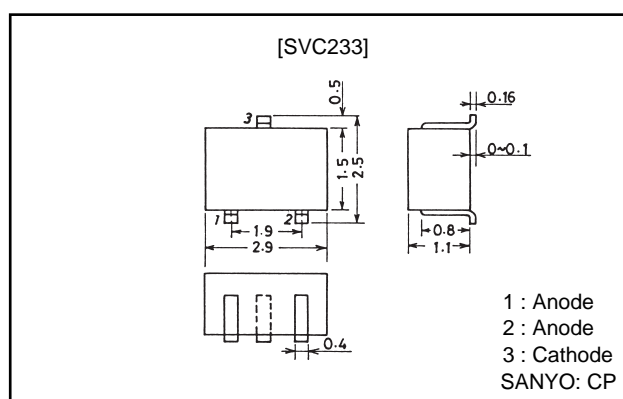


**SANYO****Varactor Diode for FM Band Pager****Features**

- Low Voltage (4.5V).
- Twin type varactor diode device for FM band pagers because of excellent large-signal input characteristics.
- Small-size package (CP) permitting SVC233-applied sets to be compact and slim.
- Possible to offer the SVC233 devices in a tape reel packaging, which facilitates automatic insertion.

**Package Dimensions**

unit: mm

**1169A-CP****Specifications****Absolute Maximum Ratings** at Ta=25°C

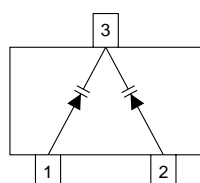
Parameter	Symbol	Conditions	Ratings	Unit
Reverse Voltage	$V_R$		16	V
Junction Temperature	$T_j$		125	°C
Storage temperature	$T_{stg}$		-55 to +125	°C

**Electrical Characteristics** at Ta=25°C

Parameter	Symbol	Conditions	Ratings			Unit
			min	typ	max	
Breakdown Voltage	$V_{(BR)R}$	$I_R=10\mu A$	16			V
Reverse Current	$I_R$	$V_R=10V$			50	nA
Interterminal Capacitance *	$C_{1V}$	$V_R=1.0V, f=1MHz$	62.02		68.79	pF
	$C_{3.0V}$	$V_R=3.0V, f=1MHz$	33.45		41.98	pF
	$C_{4.5V}$	$V_R=4.5V, f=1MHz$	21.45		28.27	pF
Quality Factor	$Q$	$V_R=3.0V, f=100MHz$	60			
Capacitance Ratio	$CR$	$C_{1.0V} / C_{4.5V}$	2.35		3.00	
Matching Tolerance	$\Delta C_m$	$V_R=1.0, 3.0, 4.5V, f=1MHz$ ( $C_{max} - C_{min}$ ) / $C_{min}$			0.03	

Note ) \* : Capacitance value of one diode

Marking : SV

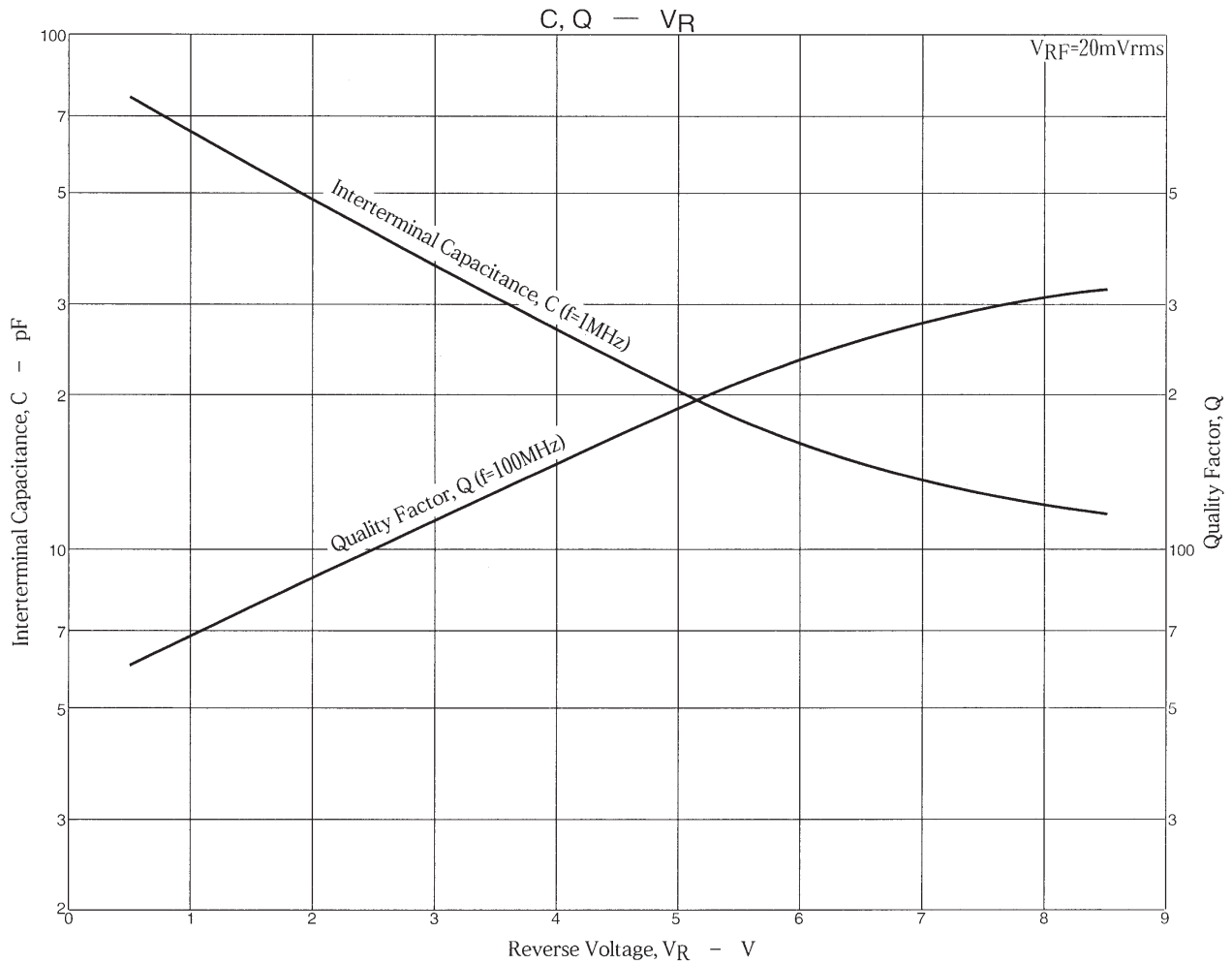
**Electrical Connection**

A06245

**SANYO Electric Co.,Ltd. Semiconductor Business Headquarters**

TOKYO OFFICE Tokyo Bldg., 1-10, 1 Chome, Ueno, Taito-ku, TOKYO, 110 JAPAN

82597GI (KOTO) No.5534-1/2



■ No products described or contained herein are intended for use in surgical implants, life-support systems, aerospace equipment, nuclear power control systems, vehicles, disaster/crime-prevention equipment and the like, the failure of which may directly or indirectly cause injury, death or property loss.

■ Anyone purchasing any products described or contained herein for an above-mentioned use shall:

- ① Accept full responsibility and indemnify and defend SANYO ELECTRIC CO., LTD., its affiliates, subsidiaries and distributors and all their officers and employees, jointly and severally, against any and all claims and litigation and all damages, cost and expenses associated with such use:
- ② Not impose any responsibility for any fault or negligence which may be cited in any such claim or litigation on SANYO ELECTRIC CO., LTD., its affiliates, subsidiaries and distributors or any of their officers and employees jointly or severally.

■ Information (including circuit diagrams and circuit parameters) herein is for example only; it is not guaranteed for volume production. SANYO believes information herein is accurate and reliable, but no guarantees are made or implied regarding its use or any infringements of intellectual property rights or other rights of third parties.

This catalog provides information as of August, 1997. Specifications and information herein are subject to change without notice.