SJV SERIES

Load Life : 105℃ 3000 hours, Lead Free Reflow Soldering



◆FEATURES

- Load Life : 105℃ 3000 hours.
- Lead free reflow soldering is available.
- Available for high density mounting.
- RoHS compliance.

◆SPECIFICATIONS

Items	Characteristics
Category Temperature Range	−40～+105℃
Rated Voltage Range	6.3～50Vdc
Capacitance Tolerance	±20%(20℃,120Hz)
Leakage Current(MAX)	I=0.01CV or 3μA whichever is greater. (After 2 minutes application of rated voltage) I=Leakage Current(μA) C=Capacitance(μF) V=Rated Voltage(Vdc)
(tanδ) Dissipation Factor(MAX)	(20℃,120Hz)
Endurance	After applying rated voltage with rated ripple current for 3000 hours at 105℃, the capacitors shall meet the following requirements.
Low Temperature Stability Impedance Ratio(MAX)	(120Hz)

Dissipation Factor(MAX):

Rated Voltage (Vdc)	6.3	10	16	25	35	50
tanδ	0.30	0.24	0.20	0.16	0.14	0.14

Endurance:

Capacitance Change	Within ±30% of the initial value.
Dissipation Factor	Not more than 300% of the specified value.
Leakage Current	Not more than the specified value.

Low Temperature Stability Impedance Ratio(MAX):

Rated Voltage (Vdc)	6.3	10	16	25	35	50
Z(−25℃)/Z(20℃)	4	3	2	2	2	2
Z(−40℃)/Z(20℃)	14	12	8	6	4	3

◆DIMENSIONS (mm)

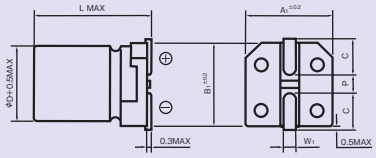

φD	L	A1	B1	C	W1	P
4	6.1	4.3	4.3	1.8	0.5～0.8	1.0
5	6.1	5.3	5.3	2.2	0.5～0.8	1.3
6.3	6.1	6.6	6.6	2.7	0.5～0.8	1.8
6.3	8.0	6.6	6.6	2.7	0.5～0.8	1.8

◆MARKING

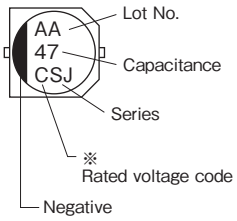

※Voltage Code

Rated Voltage (Vdc)	6.3	10	16	25	35	50
Rated Voltage code	j	A	C	E	V	H

◆MULTIPLIER FOR RIPPLE CURRENT

Frequency (Hz)		60(50)	120	500	1k	10k≦
Coefficient	0.47～1μF	0.50	1.00	1.20	1.30	1.50
	2.2～4.7μF	0.65	1.00	1.20	1.30	1.50
	10～47μF	0.80	1.00	1.20	1.30	1.50
	100～220μF	0.80	1.00	1.10	1.15	1.20

◆STANDARD SIZE

Size φD×L(mm), Rated Ripple Current (mA r.m.s./105℃, 120Hz)

Vdc	Cap (μF)	Size (φDxL)	Rated Ripple Current
6.3	22	4×6.1	22
	47	5×6.1	38
	100	6.3×6.1	69
	220	6.3×8	120
10	33	5×6.1	35
16	10	4×6.1	18
	22	5×6.1	30
	47	6.3×6.1	50
	100	6.3×8	81

Vdc	Cap (μF)	Size (φDxL)	Rated Ripple Current
25	33	6.3×6.1	50
	47	6.3×8	63
35	4.7	4×6.1	16
	10	5×6.1	27
	22	6.3×6.1	44
	33	6.3×8	57

Vdc	Cap (μF)	Size (φDxL)	Rated Ripple Current
50	0.47	4×6.1	4
	1	4×6.1	8
	2.2	4×6.1	11
	3.3	4×6.1	14
	4.7	5×6.1	19
	10	6.3×6.1	32
	22	6.3×8	58

◆PART NUMBER

□□□	SJV	□□□□□	M	□□□	D×L
Rated Voltage	Series	Capacitance	Capacitance Tolerance	Option	Case Size