SRE Series

- ●5mm height
- ●Endurance : 1,000 hours at 85℃
- ●Non solvent resistant type
- ●**RoHS Compliant**



◆SPECIFICATIONS

Items	Characteristics									
Category Temperature Range	−40 to +85℃									
Rated Voltage Range	4 to 50Vdc									
Capacitance Tolerance	±20% (M)									(at 20℃, 120Hz)
Leakage Current	I=0.01CV or 3μA, whichever is greater. Where, I : Max. leakage current (μA), C : Nominal capacitance (μF), V : Rated voltage (V)									(at 20℃ after 2 minutes)
Dissipation Factor (tanδ)	Rated voltage (Vdc)	4V	6.3V	10V	16V	25V	35V	50V		
	tanδ (Max.)	0.35	0.24	0.20	0.16	0.14	0.12	0.10		(at 20℃, 120Hz)
Low Temperature Characteristics (Max. Impedance Ratio)	Rated voltage (Vdc)	4V	6.3V	10V	16V	25V	35V	50V		
	Z(−25℃)/Z(+20℃)	7	4	3	2	2	2	2		
	Z(−40℃)/Z(+20℃)	15	10	8	6	4	3	3		(at 120Hz)
Endurance	The following specifications shall be satisfied when the capacitors are restored to 20℃ after the rated voltage is applied for 1,000 hours at 85℃.									
	Capacitance change	≦±20% of the initial value								
	D.F. (tanδ)	≦200% of the initial specified value								
	Leakage current	≦The initial specified value								
Shelf Life	The following specifications shall be satisfied when the capacitors are restored to 20℃ after exposing them for 1,000 hours at 85℃ without voltage applied. Before the measurement, the capacitor shall be preconditioned by applying voltage according to Item 4.1 of JIS C 5101-4.									
	Capacitance change	≦±20% of the initial value								
	D.F. (tanδ)	≦200% of the initial specified value								
	Leakage current	≦The initial specified value								

◆DIMENSIONS [mm]

●Terminal Code : E

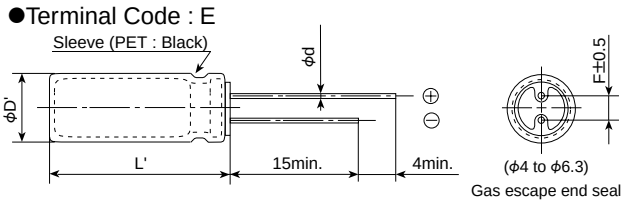

φD	4	5	6.3
φd	0.45	0.45	0.45
F	1.5	2.0	2.5
φD'	φD+0.5max.		
L'	L+1.0max.		

◆PART NUMBERING SYSTEM

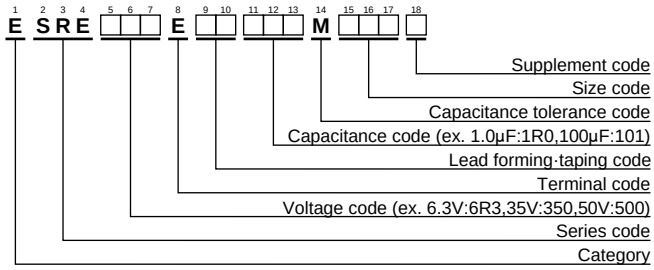

Please refer to "Product code guide (radial lead type)"

◆STANDARD RATINGS

WV (Vdc)	Cap (μF)	Case size φDXL(mm)	tanδ	Rated ripple current (mArms/ 85℃,120Hz)	Part No.
4	33	4X5	0.35	23	ESRE4R0E□□330MD05D
6.3	10	4X5	0.24	12	ESRE6R3E□□100MD05D
	22	4X5	0.24	23	ESRE6R3E□□220MD05D
	47	5X5	0.24	38	ESRE6R3E□□470ME05D
	100	6.3X5	0.24	60	ESRE6R3E□□101MF05D
10	33	5X5	0.20	35	ESRE100E□□330ME05D
16	4.7	4X5	0.16	10	ESRE160E□□4R7MD05D
	10	4X5	0.16	17	ESRE160E□□100MD05D
	22	5X5	0.16	32	ESRE160E□□220ME05D
	47	6.3X5	0.16	50	ESRE160E□□470MF05D
25	3.3	4X5	0.14	9.3	ESRE250E□□3R3MD05D
	4.7	4X5	0.14	12	ESRE250E□□4R7MD05D
	33	6.3X5	0.14	45	ESRE250E□□330MF05D

WV (Vdc)	Cap (μF)	Case size φDXL(mm)	tanδ	Rated ripple current (mArms/ 85℃,120Hz)	Part No.
35	2.2	4X5	0.12	8.3	ESRE350E□□2R2MD05D
	3.3	4X5	0.12	11	ESRE350E□□3R3MD05D
	4.7	4X5	0.12	15	ESRE350E□□4R7MD05D
	10	5X5	0.12	25	ESRE350E□□100ME05D
	22	6.3X5	0.12	40	ESRE350E□□220MF05D
50	1.0	4X5	0.10	6.2	ESRE500E□□1R0MD05D
	2.2	4X5	0.10	10	ESRE500E□□2R2MD05D
	3.3	4X5	0.10	14	ESRE500E□□3R3MD05D
	4.7	5X5	0.10	19	ESRE500E□□4R7ME05D
	10	6.3X5	0.10	29	ESRE500E□□100MF05D

□□ : Enter the appropriate lead forming or taping code.
Note : ▭ unified to φ4X5.