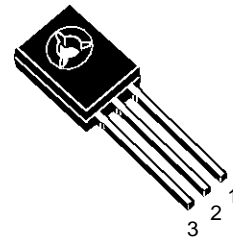


## SILICON NPN TRANSISTOR

### ■ SGS-THOMSON PREFERRED SALESTYPE

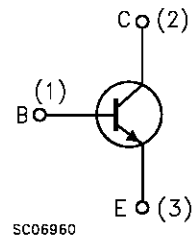
#### DESCRIPTION

The MJE521 is a silicon epitaxial-base NPN transistor in Jedec SOT-32 plastic package, intended for use in 5 to 20W audio amplifiers, general purpose amplifier and switching circuits.



**SOT-32**

#### INTERNAL SCHEMATIC DIAGRAM



#### ABSOLUTE MAXIMUM RATINGS

Symbol	Parameter	Value	Unit
$V_{CBO}$	Collector-Base Voltage ( $I_E = 0$ )	40	V
$V_{CEO}$	Collector-Emitter Voltage ( $I_B = 0$ )	40	V
$V_{EBO}$	Emitter-Base Voltage ( $I_C = 0$ )	4	V
$I_C$	Collector Current	4	A
$I_{CM}$	Collector Peak Current	8	A
$I_B$	Base Current	2	A
$P_{tot}$	Total Dissipation at $T_c \leq 25^\circ\text{C}$	40	W
$T_{stg}$	Storage Temperature	-65 to +150	$^\circ\text{C}$
$T_j$	Max. Operating Junction Temperature	150	$^\circ\text{C}$

## MJE521

---

### THERMAL DATA

$R_{thj-amb}$	Thermal Resistance Junction-ambient	Max	3.12	$^{\circ}\text{C/W}$
---------------	-------------------------------------	-----	------	----------------------

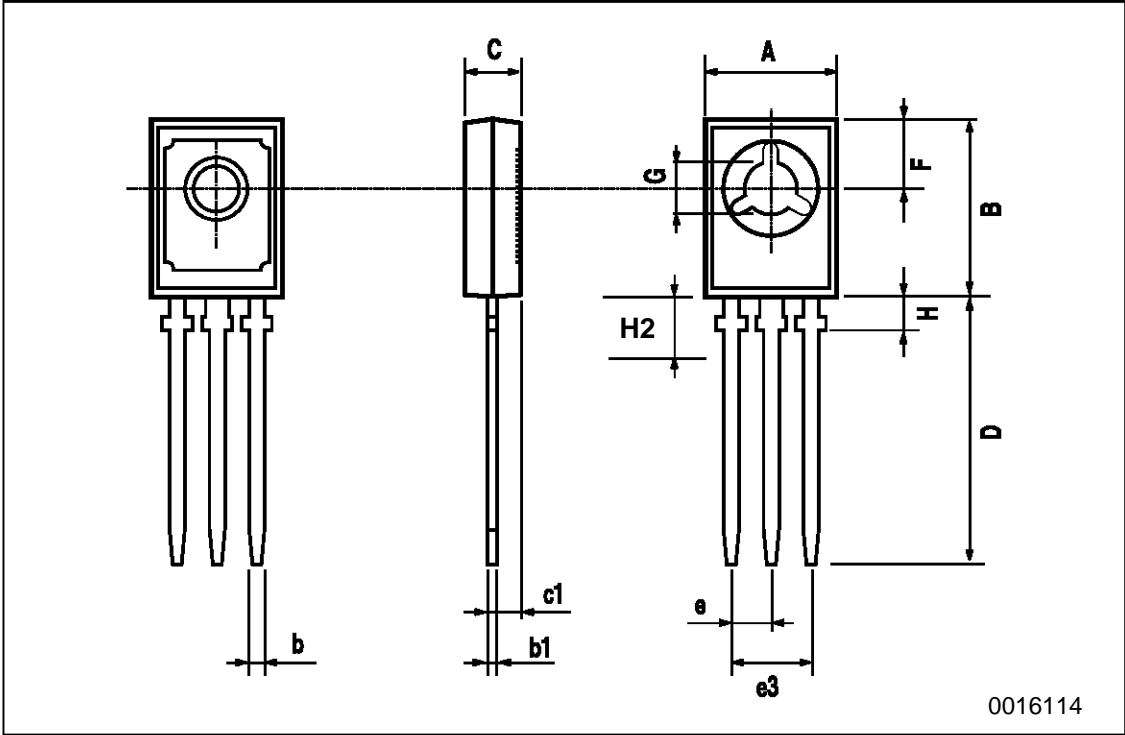
### ELECTRICAL CHARACTERISTICS ( $T_{case} = 25^{\circ}\text{C}$ unless otherwise specified)

Symbol	Parameter	Test Conditions	Min.	Typ.	Max.	Unit
$I_{CBO}$	Collector Cut-off Current ( $I_E = 0$ )	$V_{CB} = 40\text{ V}$			100	$\mu\text{A}$
$I_{EBO}$	Emitter Cut-off Current ( $I_C = 0$ )	$V_{EB} = 4\text{ V}$			100	$\mu\text{A}$
$V_{CEO(sus)}^*$	Collector-Emitter Sustaining Voltage ( $I_B = 0$ )	$I_C = 0.1\text{ A}$	40			V
$h_{FE}$	DC Current Gain	$I_C = 1\text{ A}$ $V_{CE} = 1\text{ V}$	40			

\* Pulsed: Pulse duration = 300 $\mu\text{s}$ , duty cycle  $\leq 1.5\%$

SOT-32 (TO-126) MECHANICAL DATA

DIM.	mm			inch		
	MIN.	TYP.	MAX.	MIN.	TYP.	MAX.
A	7.4		7.8	0.291		0.307
B	10.5		10.8	0.413		0.445
b	0.7		0.9	0.028		0.035
b1	0.49		0.75	0.019		0.030
C	2.4		2.7	0.040		0.106
c1	1.0		1.3	0.039		0.050
D	15.4		16.0	0.606		0.629
e		2.2			0.087	
e3	4.15		4.65	0.163		0.183
F		3.8			0.150	
G	3		3.2	0.118		0.126
H			2.54			0.100
H2		2.15			0.084	



Information furnished is believed to be accurate and reliable. However, SGS-THOMSON Microelectronics assumes no responsibility for the consequences of use of such information nor for any infringement of patents or other rights of third parties which may result from its use. No license is granted by implication or otherwise under any patent or patent rights of SGS-THOMSON Microelectronics. Specifications mentioned in this publication are subject to change without notice. This publication supersedes and replaces all information previously supplied. SGS-THOMSON Microelectronics products are not authorized for use as critical components in life support devices or systems without express written approval of SGS-THOMSON Microelectronics.

© 1997 SGS-THOMSON Microelectronics - Printed in Italy - All Rights Reserved

SGS-THOMSON Microelectronics GROUP OF COMPANIES

Australia - Brazil - Canada - China - France - Germany - Hong Kong - Italy - Japan - Korea - Malaysia - Malta - Morocco - The Netherlands - Singapore - Spain - Sweden - Switzerland - Taiwan - Thailand - United Kingdom - U.S.A