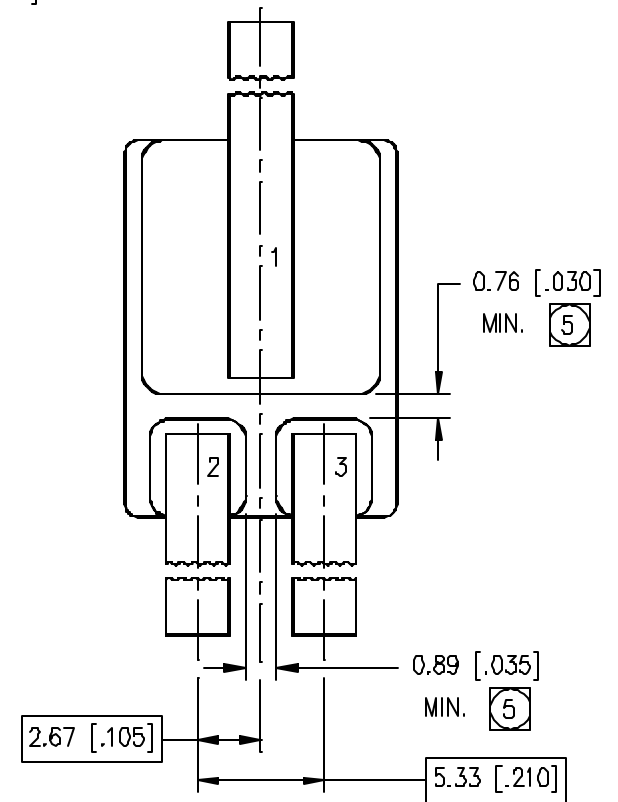
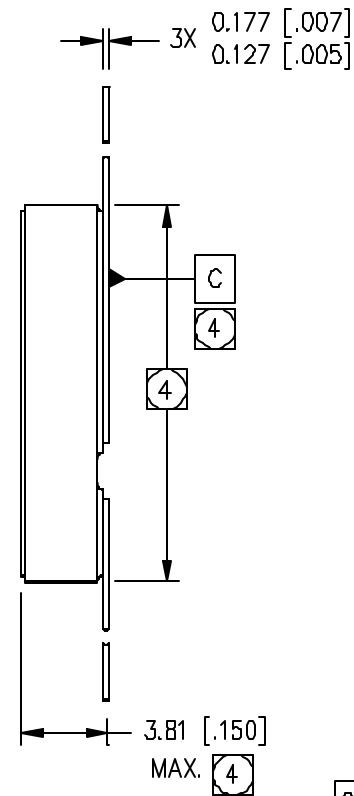
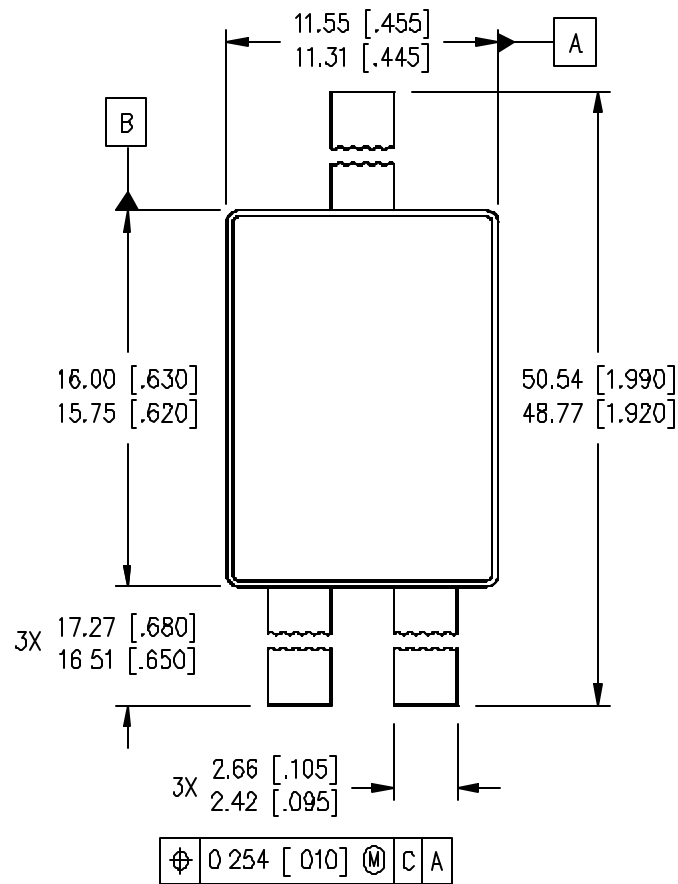


# Case Outline and Dimensions - SMD-1 with Optional Leads



## NOTES:

1. DIMENSIONING & TOLERANCING PER ASME Y14.5M-1994.
2. CONTROLLING DIMENSION: INCH.
3. DIMENSIONS ARE SHOWN IN MILLIMETERS [INCHES].
4. DIMENSION INCLUDES METALLIZATION FLASH.
5. DIMENSION DOES NOT INCLUDE METALLIZATION FLASH.

## PAD ASSIGNMENTS

MOSFET	SCHOTTKY SINGLE DIE	SCHOTTKY DUAL DIE
1 = DRAIN	1 = CATHODE	1 = CATHODE
2 = GATE	2 = COMMON ANODE	2 = ANODE 1
3 = SOURCE	3 = COMMON ANODE	3 = ANODE 2