

MC10H600, MC100H600

9-Bit TTL to ECL Translator

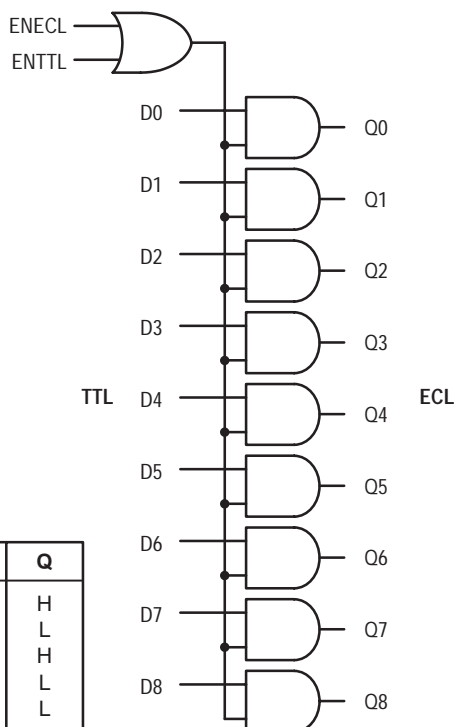
The MC10H/100H600 is a 9-bit, dual supply TTL to ECL translator. Devices in the Motorola 9-bit translator series utilize the 28-lead PLCC for optimal power pinning, signal flow-through and electrical performance.

The H600 features both ECL and TTL logic enable controls for maximum flexibility.

The 10H version is compatible with MECL 10H ECL logic levels. The 100H version is compatible with 100K levels.

- 9-Bit Ideal for Byte-Parity Applications
- Flow-Through Configuration
- Extra TTL and ECL Power/Ground Pins to Minimize Switching Noise
- ECL and TTL Enable Inputs
- Dual Supply
- 3.5 ns Max D to Q
- PNP TTL Inputs for Low Loading
- Choice of ECL Compatibility: MECL 10H (10Hxxx) or 100K (100Hxxx)

LOGIC SYMBOL




TRUTH TABLE

ENECL	ENTTL	D	Q
H	X	H	H
H	X	L	L
X	H	H	H
X	H	L	L
L	L	X	L



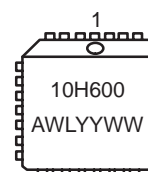
ON Semiconductor

<http://onsemi.com>



**PLCC-28
FN SUFFIX
CASE 776**

MARKING DIAGRAM

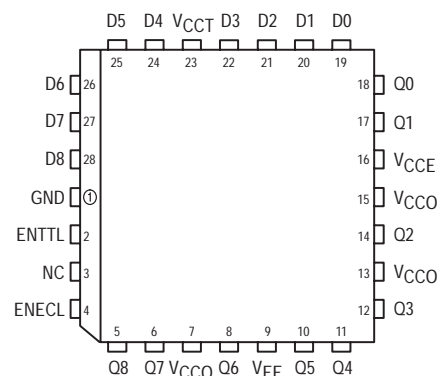


A = Assembly Location
WL = Wafer Lot
YY = Year
WW = Work Week

PIN NAMES

PIN	FUNCTION
GND	TTL Ground (0 V)
V _{CCE}	ECL V _{CC} (0 V)
V _{CCO}	ECL V _{CC} (0 V) — Outputs
V _{CCT}	TTL Supply (+5.0 V)
V _{EE}	ECL Supply (–5.2/–4.5 V)
D0–D8	Data Inputs (TTL)
Q0–Q8	Data Outputs (ECL)
ENECL	Enable Control (ECL)
ENTTL	Enable Control (TTL)

Pinout: 28-Lead PLCC (Top View)



ORDERING INFORMATION

Device	Package	Shipping
MC10H600FN	PLCC-28	37 Units/Rail
MC100H600FN	PLCC-28	37 Units/Rail

MC10H600, MC100H600

DC CHARACTERISTICS: $V_{CCT} = 5.0 \text{ V} \pm 10\%$; $V_{EE} = -5.2 \text{ V} \pm 5\%$ (10H version); $V_{EE} = -4.2 \text{ V}$ to -5.5 V (100H version)

Symbol	Parameter		0°C		25°C		75°C		Unit	Condition
			Min	Max	Min	Max	Min	Max		
	Power Supply Current									
I_{EE}	ECL	10H 100H		-125 -122		-125 -123		-125 -132	mA	
I_{CCH} I_{CCL}	TTL			48 50		48 50		48 50	mA	

AC CHARACTERISTICS: $V_{CCT} = 5.0 \text{ V} \pm 10\%$; $V_{EE} = -5.2 \text{ V} \pm 5\%$ (10H version); $V_{EE} = -4.2 \text{ V}$ to -5.5 V (100H version)

Symbol	Parameter		0°C		25°C		75°C		Unit	Condition
			Min	Max	Min	Max	Min	Max		
t_{PLH} t_{PHL}	Propagation Delay to Output	D	1.4	3.0	1.5	3.2	1.7	3.5	ns	50 Ω to -2.0 V
		ENECL/ ENTTL	1.8	3.7	1.9	3.9	2.0	4.1	ns	50 Ω to -2.0 V
t_R t_F	Output Rise/Fall Time 20%–80%		0.5	1.5	0.5	1.5	0.5	1.5	ns	50 Ω to -2.0 V

10H ECL DC CHARACTERISTICS: $V_{CCT} = 5.0 \text{ V} \pm 10\%$; $V_{EE} = -5.2 \text{ V} \pm 5\%$

Symbol	Parameter		0°C		25°C		75°C		Unit	Condition
			Min	Max	Min	Max	Min	Max		
I_{IH} I_{IL}	Input HIGH Current Input LOW Current		0.5	225	0.5	145	0.5	145	μA μA	
V_{IH} V_{IL}	Input HIGH Voltage Input LOW Voltage		-1170 -1950	-840 -1480	-1130 -1950	-810 -1480	-1070 -1950	-735 -1450	mV	
V_{OH} V_{OL}	Output HIGH Voltage Output LOW Voltage		-1020 -1950	-840 -1630	-980 -1950	-810 -1630	-920 -1950	-735 -1600	mV	50 Ω to -2.0 V

100H ECL DC CHARACTERISTICS: $V_{CCT} = 5.0 \text{ V} \pm 10\%$; $V_{EE} = -4.2 \text{ V}$ to -5.5 V

Symbol	Parameter		0°C		25°C		75°C		Unit	Condition
			Min	Max	Min	Max	Min	Max		
I_{IH} I_{IL}	Input HIGH Current Input LOW Current		0.5	225	0.5	145	0.5	145	μA μA	
V_{IH} V_{IL}	Input HIGH Voltage Input LOW Voltage		-1165 -1810	-880 -1475	-1165 -1810	-880 -1475	-1165 -1810	-880 -1475	mV	
V_{OH} V_{OL}	Output HIGH Voltage Output LOW Voltage		-1025 -1810	-880 -1620	-1025 -1810	-880 -1620	-1025 -1810	-880 -1620	mV	50 Ω to -2.0 V

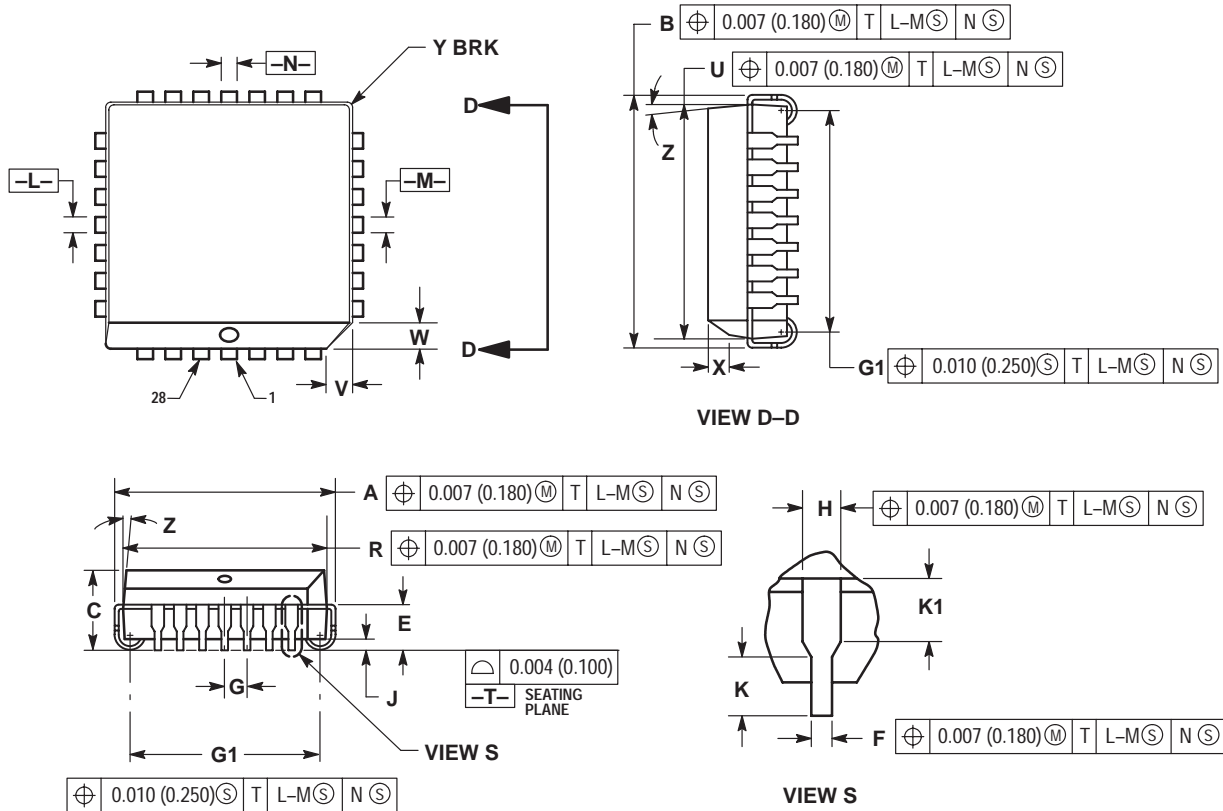
TTL DC CHARACTERISTICS: $V_{CCT} = 5.0 \text{ V} \pm 10\%$; $V_{EE} = -5.2 \text{ V} \pm 5\%$ (10H version); $V_{EE} = -4.2 \text{ V}$ to -5.5 V (100H version)

Symbol	Parameter		0°C		25°C		75°C		Unit	Condition
			Min	Max	Min	Max	Min	Max		
V_{IH} V_{IL}	Input HIGH Voltage Input LOW Voltage		2.0	0.8	2.0	0.8	2.0	0.8	V V	
I_{IH}	Input HIGH Current			20 100		20 100		20 100	μA	$V_{IN} = 2.7 \text{ V}$ $V_{IN} = 7.0 \text{ V}$
I_{IL}	Input LOW Current			-0.6		-0.6		-0.6	mA	$V_{IN} = 0.5 \text{ V}$
V_{IK}	Input Clamp Voltage			-1.2		-1.2		-1.2	V	$I_{IN} = -18 \text{ mA}$

MC10H600, MC100H600

PACKAGE DIMENSIONS

PLCC-28
FN SUFFIX
PLASTIC PLCC PACKAGE
CASE 776-02
ISSUE D




NOTES:

- DATUMS -L-, -M-, AND -N- DETERMINED WHERE TOP OF LEAD SHOULDER EXITS PLASTIC BODY AT MOLD PARTING LINE.
- DIMENSION G1, TRUE POSITION TO BE MEASURED AT DATUM -T-, SEATING PLANE.
- DIMENSIONS R AND U DO NOT INCLUDE MOLD FLASH. ALLOWABLE MOLD FLASH IS 0.010 (0.250) PER SIDE.
- DIMENSIONING AND TOLERANCING PER ANSI Y14.5M, 1982.
- CONTROLLING DIMENSION: INCH.
- THE PACKAGE TOP MAY BE SMALLER THAN THE PACKAGE BOTTOM BY UP TO 0.012 (0.300). DIMENSIONS R AND U ARE DETERMINED AT THE OUTERMOST EXTREMES OF THE PLASTIC BODY EXCLUSIVE OF MOLD FLASH, TIE BAR BURRS, GATE BURRS AND INTERLEAD FLASH, BUT INCLUDING ANY MISMATCH BETWEEN THE TOP AND BOTTOM OF THE PLASTIC BODY.
- DIMENSION H DOES NOT INCLUDE DAMBAR PROTRUSION OR INTRUSION. THE DAMBAR PROTRUSION(S) SHALL NOT CAUSE THE H DIMENSION TO BE GREATER THAN 0.037 (0.940). THE DAMBAR INTRUSION(S) SHALL NOT CAUSE THE H DIMENSION TO BE SMALLER THAN 0.025 (0.635).

DIM	INCHES		MILLIMETERS	
	MIN	MAX	MIN	MAX
A	0.485	0.495	12.32	12.57
B	0.485	0.495	12.32	12.57
C	0.165	0.180	4.20	4.57
E	0.090	0.110	2.29	2.79
F	0.013	0.019	0.33	0.48
G	0.050 BSC		1.27 BSC	
H	0.026	0.032	0.66	0.81
J	0.020	---	0.51	---
K	0.025	---	0.64	---
R	0.450	0.456	11.43	11.58
U	0.450	0.456	11.43	11.58
V	0.042	0.048	1.07	1.21
W	0.042	0.048	1.07	1.21
X	0.042	0.056	1.07	1.42
Y	---	0.020	---	0.50
Z	2°	10°	2°	10°
G1	0.410	0.430	10.42	10.92
K1	0.040	---	1.02	---

MC10H600, MC100H600

ON Semiconductor and  are trademarks of Semiconductor Components Industries, LLC (SCILLC). SCILLC reserves the right to make changes without further notice to any products herein. SCILLC makes no warranty, representation or guarantee regarding the suitability of its products for any particular purpose, nor does SCILLC assume any liability arising out of the application or use of any product or circuit, and specifically disclaims any and all liability, including without limitation special, consequential or incidental damages. "Typical" parameters which may be provided in SCILLC data sheets and/or specifications can and do vary in different applications and actual performance may vary over time. All operating parameters, including "Typicals" must be validated for each customer application by customer's technical experts. SCILLC does not convey any license under its patent rights nor the rights of others. SCILLC products are not designed, intended, or authorized for use as components in systems intended for surgical implant into the body, or other applications intended to support or sustain life, or for any other application in which the failure of the SCILLC product could create a situation where personal injury or death may occur. Should Buyer purchase or use SCILLC products for any such unintended or unauthorized application, Buyer shall indemnify and hold SCILLC and its officers, employees, subsidiaries, affiliates, and distributors harmless against all claims, costs, damages, and expenses, and reasonable attorney fees arising out of, directly or indirectly, any claim of personal injury or death associated with such unintended or unauthorized use, even if such claim alleges that SCILLC was negligent regarding the design or manufacture of the part. SCILLC is an Equal Opportunity/Affirmative Action Employer.

PUBLICATION ORDERING INFORMATION

North America Literature Fulfillment:

Literature Distribution Center for ON Semiconductor
P.O. Box 5163, Denver, Colorado 80217 USA
Phone: 303-675-2175 or 800-344-3860 Toll Free USA/Canada
Fax: 303-675-2176 or 800-344-3867 Toll Free USA/Canada
Email: ONlit@hibbertco.com

N. American Technical Support: 800-282-9855 Toll Free USA/Canada

EUROPE: LDC for ON Semiconductor – European Support

German Phone: (+1) 303-308-7140 (M–F 2:30pm to 5:00pm Munich Time)
Email: ONlit-german@hibbertco.com
French Phone: (+1) 303-308-7141 (M–F 2:30pm to 5:00pm Toulouse Time)
Email: ONlit-french@hibbertco.com
English Phone: (+1) 303-308-7142 (M–F 1:30pm to 5:00pm UK Time)
Email: ONlit@hibbertco.com

ASIA/PACIFIC: LDC for ON Semiconductor – Asia Support

Phone: 303-675-2121 (Tue–Fri 9:00am to 1:00pm, Hong Kong Time)
Toll Free from Hong Kong 800-4422-3781
Email: ONlit-asia@hibbertco.com

JAPAN: ON Semiconductor, Japan Customer Focus Center
4-32-1 Nishi-Gotanda, Shinagawa-ku, Tokyo, Japan 141-8549

Phone: 81-3-5740-2745
Email: r14525@onsemi.com

Fax Response Line: 303-675-2167
800-344-3810 Toll Free USA/Canada

ON Semiconductor Website: <http://onsemi.com>

For additional information, please contact your local
Sales Representative.