

High efficiency, five-digit numeric displays

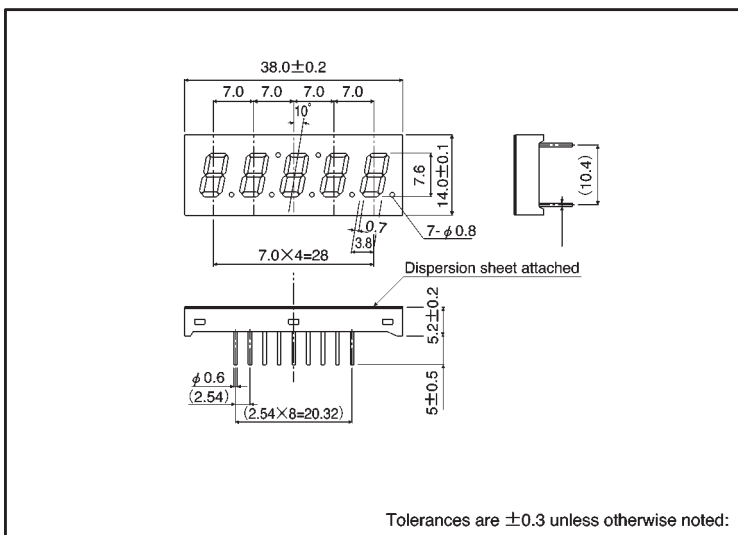
LC-305 AK Series

The LC-305 AK series achieve a five-digit numeric display with a character height of 7.6 mm in a compact 38×14 mm package. Red, orange, yellow and green are available, and these displays are ideal for wireless display.

●Features

- 1) Height of character: 7.6 mm.
- 2) External dimensions: $38 \times 14 \times 5.2$ mm.
- 3) Four colors : red, orange, yellow and green.
- 4) Common anode and common cathode configurations are available for each color.
- 5) Segments are difficult to see when not illuminated.

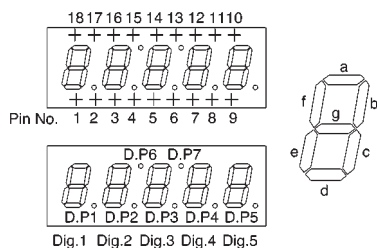
●External dimensions (Units: mm)



●Selection guide

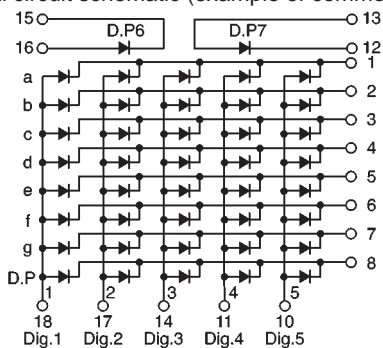
Emitting color	Red	Orange	Yellow	Green
Common				
Anode	LC-305VA	LC-305DA	LC-305YA	LC-305MA
Cathode	LC-305VK	LC-305DK	LC-305YK	LC-305MK

●Pin assignments



Pin No.	Function	Pin No.	Function
1	Segment "a"	10	Digit 5 Common
2	Segment "b"	11	Digit 4 Common
3	Segment "c"	12	D.P7
4	Segment "d"	13	D.P7 Common
5	Segment "e"	14	Digit 3 Common
6	Segment "f"	15	D.P6
7	Segment "g"	16	D.P6 Common
8	D.P1 ~ D.P5	17	Digit 2 Common
9	—	18	Digit 1 Common

● Internal circuit schematic (example of common anode)



● Absolute maximum ratings (Ta = 25°C)

Parameter	Symbol	Red	Orange	Yellow	Green	Unit
		LC-305VA / VK	LC-305DA / DK	LC-305YA / YK	LC-305MA / MK	
Power dissipation	P _D	1680	1680	1680	1680	mW
Power dissipation	P _D / seg	40	40	40	40	mW
Forward current	I _F	15	15	15	15	mA
Peak forward current	I _{FP}	60*	60*	60*	60*	mA
Reverse voltage	V _R	3	3	3	3	V
Operating temperature	T _{opr}	-25~+75				°C
Storage temperature	T _{stg}	-30~+85				°C

* Pulse width 1ms duty 1 / 5

● Electrical and optical characteristics (Ta = 25°C)

Parameter	Symbol	Conditions	Red			Orange			Yellow			Green			Unit
			Min.	Typ.	Max.	Min.	Typ.	Max.	Min.	Typ.	Max.	Min.	Typ.	Max.	
Forward voltage	V _F	I _F =10mA	—	2.0	2.8	—	2.0	2.8	—	2.1	2.8	—	2.1	2.8	V
Reverse current	I _R	V _R =3V	—	—	100	—	—	100	—	—	100	—	—	100	μA
Peak wavelength	λ _P	I _F =10mA	—	650	—	—	610	—	—	585	—	—	563	—	nm
Spectral line half width	Δλ	I _F =10mA	—	40	—	—	40	—	—	40	—	—	40	—	nm

◎ Not designed for radiation resistance.

● Luminous intensity

Color	λ _P	Type	Min.	Typ.	Max.	Unit
Red	650	LC-305VA	0.9	1.8	—	mcd
		LC-305VK				
Orange	610	LC-305DA	0.9	1.8	—	mcd
		LC-305DK				
Yellow	585	LC-305YA	0.9	1.8	—	mcd
		LC-305YK				
Green	563	LC-305MA	1.4	2.6	—	mcd
		LC-305MK				

Note: Measured at I_F = 10mA