

**8/16-BIT MCU FOR USB HUB KEYBOARDS WITH 8K ROM,
256 RAM, 2 USB FUNCTIONS, USB HUB & WATCHDOG TIMER,****BRIEF DATA**

- USB interface compliant with USB specifications version 1.0 having the following capabilities:
 - USB HUB with 3 downstream ports supporting power management (ganged or per-port power switching and overcurrent detection) including suspend and resume for bus-powered applications
 - USB Embedded Functions having two additional endpoints (one control and one interrupt), with programmable buffer sizes
 - On-chip USB Transceivers and 3.3 voltage regulator.
- 7 external interrupts: 3 used for overcurrent sensing on downstream port, 1 (Ored on 8 ports) used for keyboard activity detection (with wake-up capability) and 3 left for user application.
- Watchdog timer
- 37 Fully programmable I/Os with 5 high current pads (10 mA @ 1 V)
- Programmable PLL clock generator (RCCU) using a low frequency external quartz (8 MHz).
- Internal Memories: 8 Kbytes ROM, 256 bytes RAM.
- Register oriented 8/16 bit CORE with RUN, WFI, SLOW, HALT and STOP modes
- Rich Instruction Set with 14 Addressing Modes
- 0 - 24 MHz Cpu clock Operation, 4 - 5.5 Volt voltage range
- Minimum instruction cycle time: 167 ns (@24 MHz CPU frequency)
- Division-by-zero trap generation
- 0 °C to 70 °C temperature range
- 224 general purpose registers available as RAM, accumulators or index pointers (register file)
- 56-pin Shrink Dual In-Line plastic package or 64-pin Quad Flat Pack plastic package
- Low EMI design supporting single sided PCB
- Versatile Development Tools, including assembler, linker, C-compiler, archiver, source level debugger and hardware emulators, and Real Time Operating System


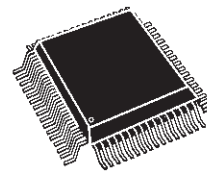
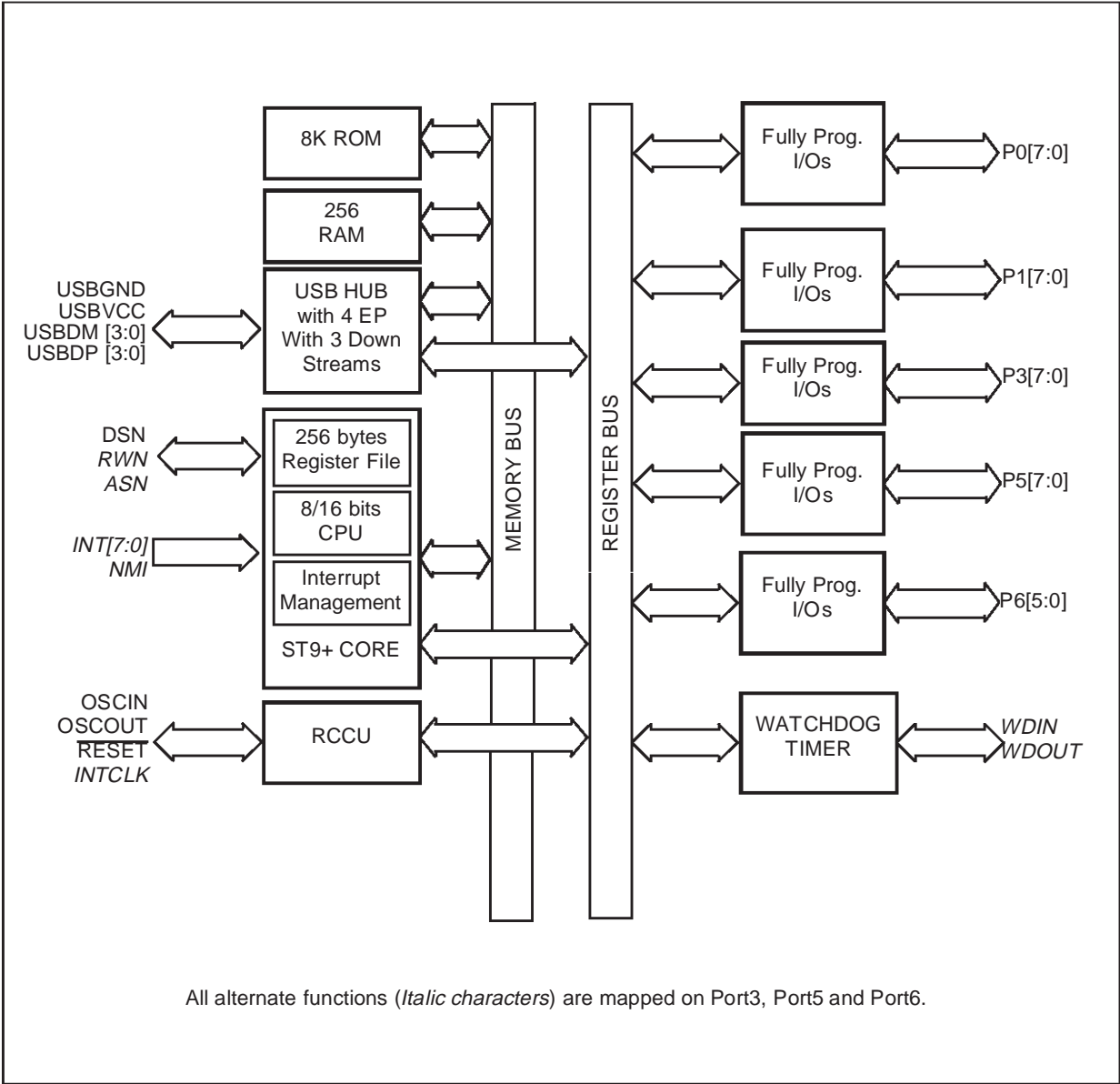
**PSDIP56****PQFP64**

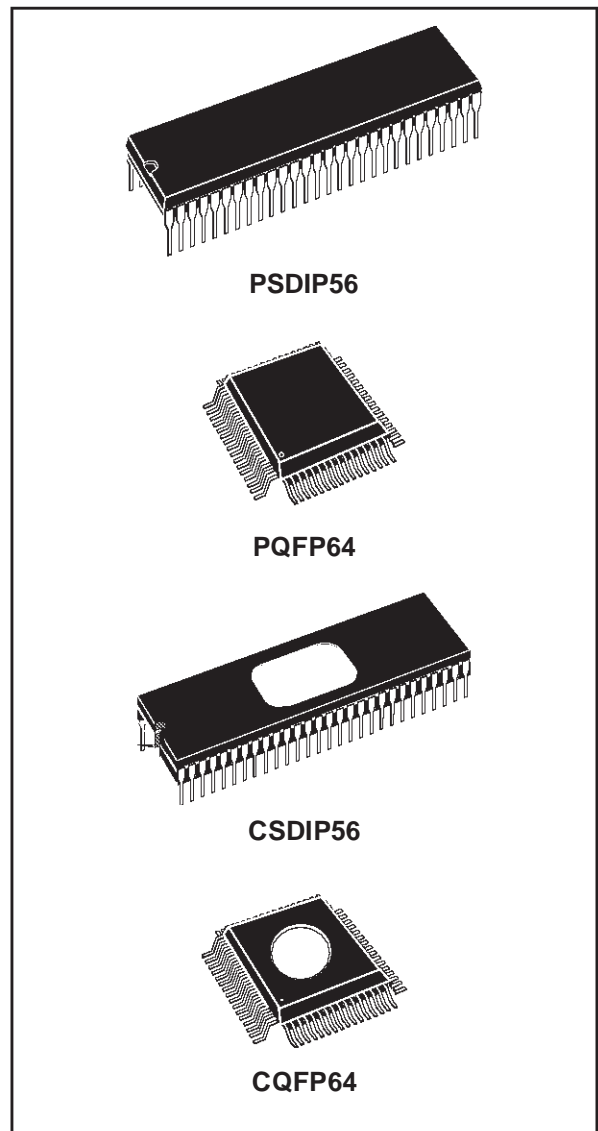
Figure 1. ST92162 Architectural Block Diagram



8/16-BIT MCU FOR USB HUB KEYBOARDS WITH 8K EPROM/OTP, 256 RAM, 2 USB FUNCTIONS, USB HUB & WATCHDOG TIMER,

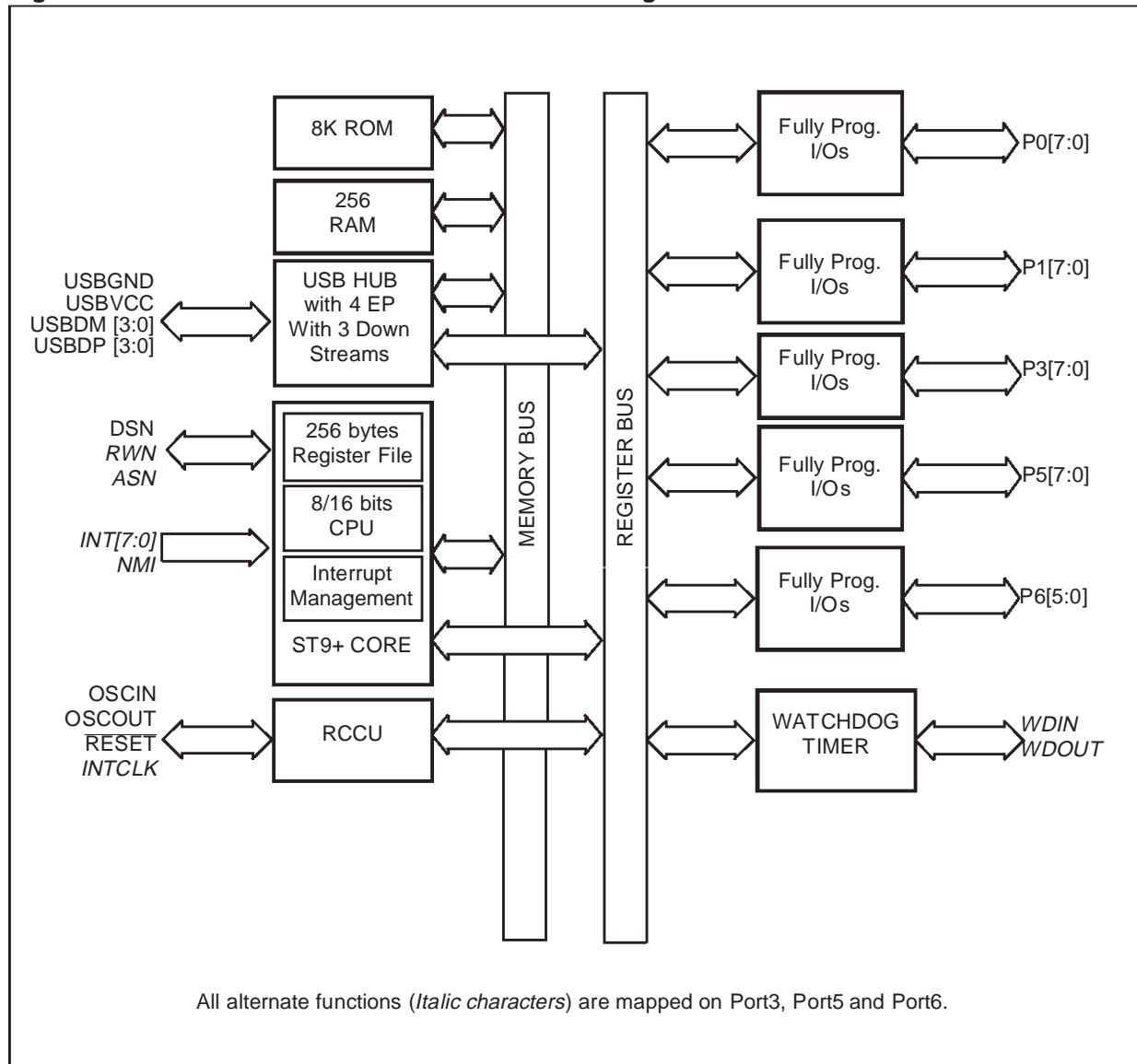
PRODUCT PREVIEW

- USB interface compliant with USB specifications version 1.0 having the following capabilities:
 - USB HUB with 3 downstream ports supporting power management (ganged or per-port power switching and overcurrent detection) including suspend and resume for bus-powered applications
 - USB Embedded Functions having two additional endpoints (one control and one interrupt), with programmable buffer sizes
 - On-chip USB Transceivers and 3.3 voltage regulator.
- 7 external interrupts: 3 used for overcurrent sensing on downstream port, 1 (Ored on 8 ports) used for keyboard activity detection (with wake-up capability) and 3 left for user application.
- Watchdog timer
- 37 Fully programmable I/Os with 5 high current pads (10 mA @ 1 V)
- Programmable PLL clock generator (RCCU) using a low frequency external quartz (8 MHz).
- Internal Memories: 8 Kbytes EPROM/OTP, 256 bytes RAM.
- Register oriented 8/16 bit CORE with RUN, WFI, SLOW, HALT and STOP modes
- Rich Instruction Set with 14 Addressing Modes
- 0 - 24 MHz Cpu clock Operation, 4 - 5.5 Volt voltage range
- Minimum instruction cycle time: 167 ns (@24 MHz CPU frequency)
- Division-by-zero trap generation
- 0 °C to 70 °C temperature range
- 224 general purpose registers available as RAM, accumulators or index pointers (register file)
- 56-pin Shrink Dual In-Line plastic/ceramic package or 64-pin Quad Flat Pack plastic/ceramic package
- Low EMI design supporting single sided PCB
- Versatile Development Tools, including assembler, linker, C-compiler, archiver, source



level debugger and hardware emulators, programmers and Real Time Operating System

Figure 2. ST92E162/ST92T162 Architectural Block Diagram



Information furnished is believed to be accurate and reliable. However, SGS-THOMSON Microelectronics assumes no responsibility for the consequences of use of such information nor for any infringement of patents or other rights of third parties which may result from its use. No license is granted by implication or otherwise under any patent or patent rights of SGS-THOMSON Microelectronics. Specifications mentioned in this publication are subject to change without notice. This publication supersedes and replaces all information previously supplied. SGS-THOMSON Microelectronics products are not authorized for use as critical components in life support devices or systems without the express written approval of SGS-THOMSON Microelectronics.

©1997 SGS-THOMSON Microelectronics - All Rights Reserved.

Purchase of I²C Components by SGS-THOMSON Microelectronics conveys a license under the Philips I²C Patent. Rights to use these components in an I²C system is granted provided that the system conforms to the I²C Standard Specification as defined by Philips.

SGS-THOMSON Microelectronics GROUP OF COMPANIES

Australia - Brazil - Canada - China - France - Germany - Italy - Japan - Korea - Malaysia - Malta - Morocco - The Netherlands - Singapore
Spain - Sweden - Switzerland - Taiwan - Thailand - United Kingdom - U.S.A.