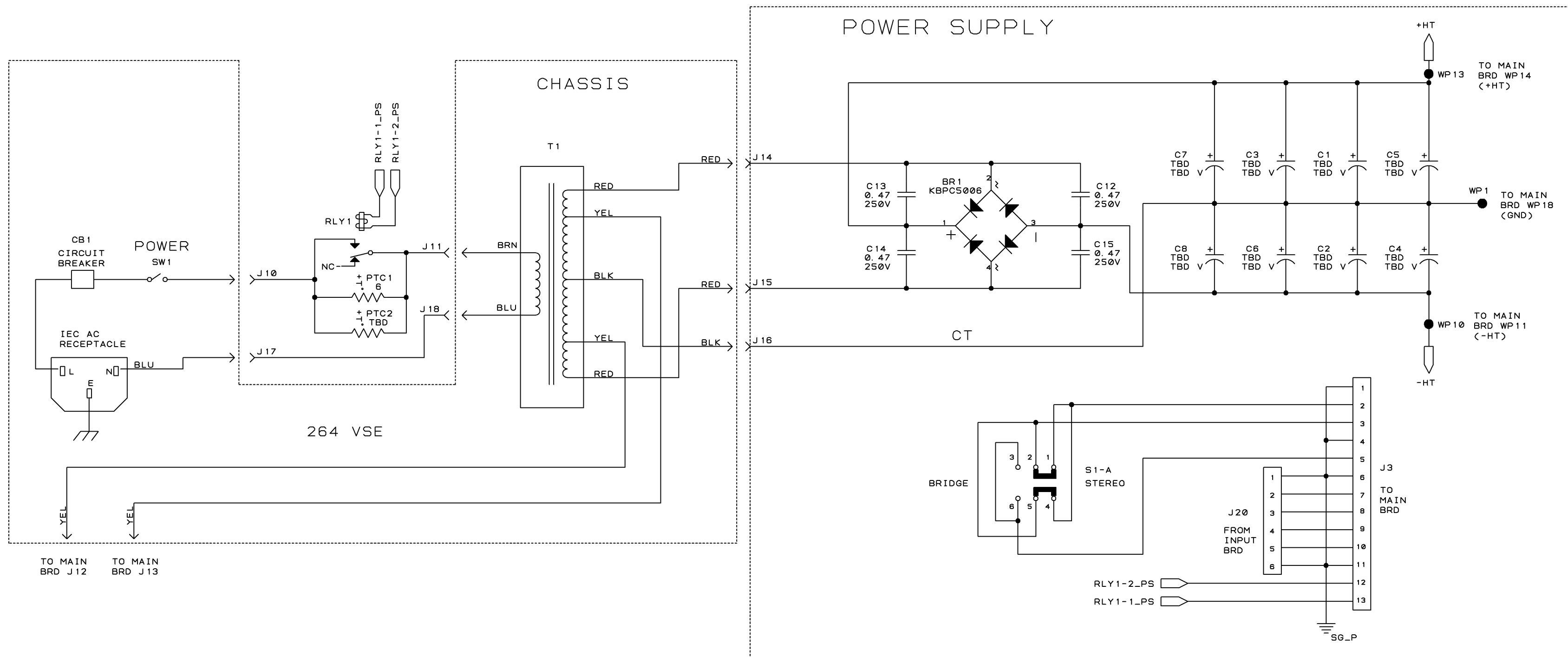


REVISION HISTORY							
E. C. N.	ZONE	REV	DESCRIPTION		DATE	APPROVED	
		1	SEE 138381-5_1.XLS FOR REVISION HISTORY		1-27-06	JFL	N/A CC
		2	SEE 138381-5_2.XLS FOR REVISION HISTORY		5-18-06	JFL	N/A CC



NOTES:

- SEE 138381-5_2.XLS FOR DATA & REVS
- ALL RESISTORS ARE IN OHMS, 0.25W, 1% UNLESS OTHERWISE SPECIFIED.
- ALL CAPACITORS ARE IN MICROFARADS UNLESS OTHERWISE SPECIFIED.
- RELAYS SHOWN IN DE-ENERGIZED POSITION.

POWER SUPPLY COMPONENT VALUES				
AMP	C2/C7	C1/C3/ C4/C6	C5/C8	PTC2
802	4700UF 125V	4700UF 125V	4700UF 125V	PTC, 6.0 OHM 265V
802 (E13/E14)	4700UF 125V	4700UF 125V	4700UF 125V	OPEN
602	OPEN	4700UF 125V	OPEN	OPEN
602 (E1)	OPEN	4700UF 125V	OPEN	PTC, 6.0 OHM 265V
402	3300UF 100V	3300UF 100V	OPEN	OPEN
202	3300UF 100V	3300UF 100V	OPEN	OPEN

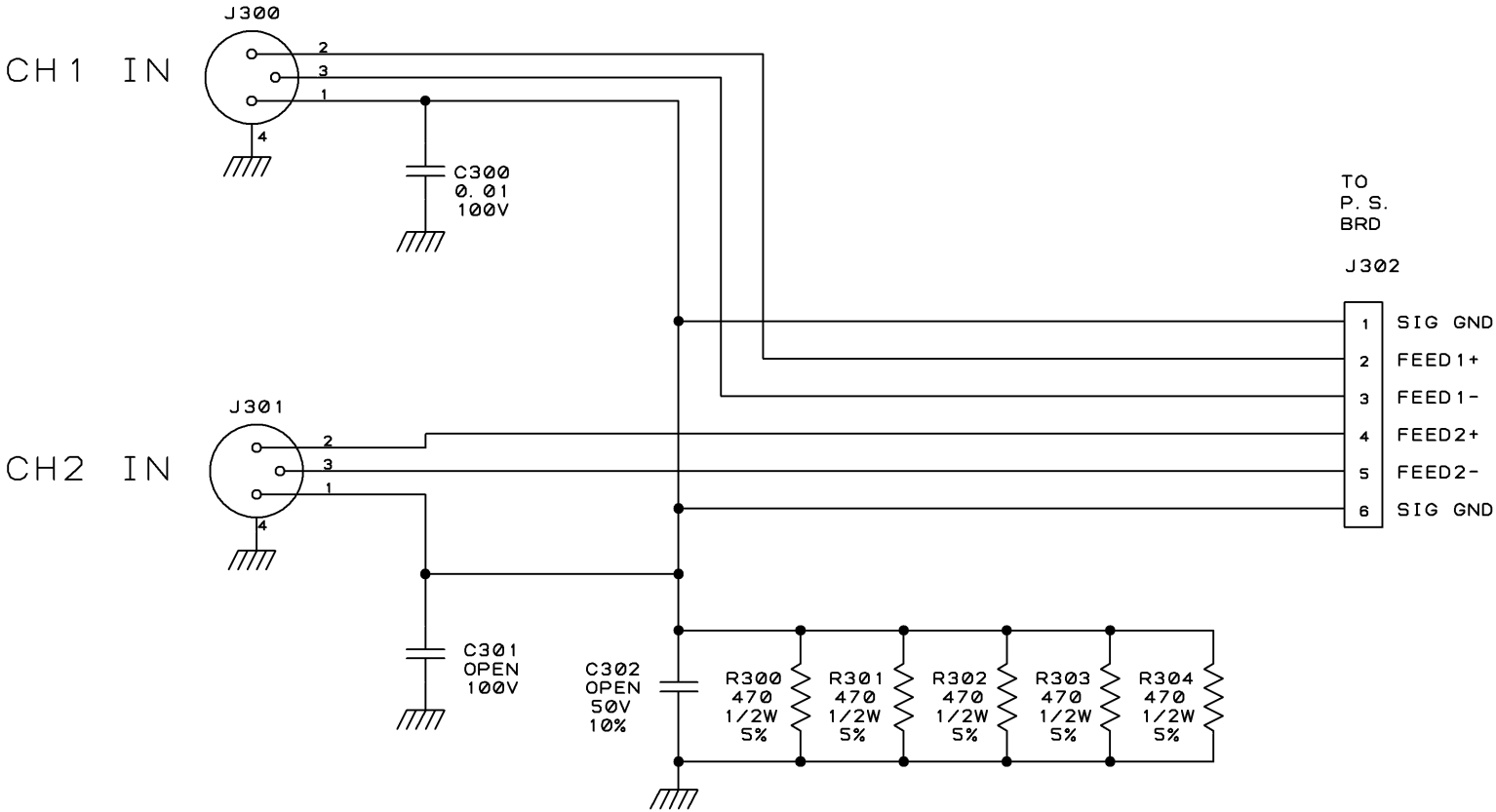
UNCONTROLLED
UNLESS OTHERWISE MARKED IN RED INK BY CM AS A CONTROLLED COPY. COPIES OF THESE DOCUMENTS INCLUDING ASSOCIATED ELECTRONIC REPRODUCTIONS ARE FOR REFERENCE ONLY. VERIFY LATEST REVISION PRIOR TO USE.

THESE DRAWINGS AND SPECIFICATIONS ARE THE PROPERTY OF CROWN INTERNATIONAL, INC. AND SHALL NOT BE REPRODUCED, COPIED, OR USED AS THE BASIS FOR THE MANUFACTURE OR SALE OF APPARATUS OR DEVICES WITHOUT PERMISSION.

DISTRIBUTION	DWN	JFL	1-27-06
	CM		
FILENAME	PE	CC	1-27-06
138381-5_2.SCM			
TOLERANCE UNLESS OTHERWISE SPECIFIED			
.00 = ±.02"			
.000 = ±.010"			
DRILLS = ±.003"			
DO NOT SCALE DRAWING			

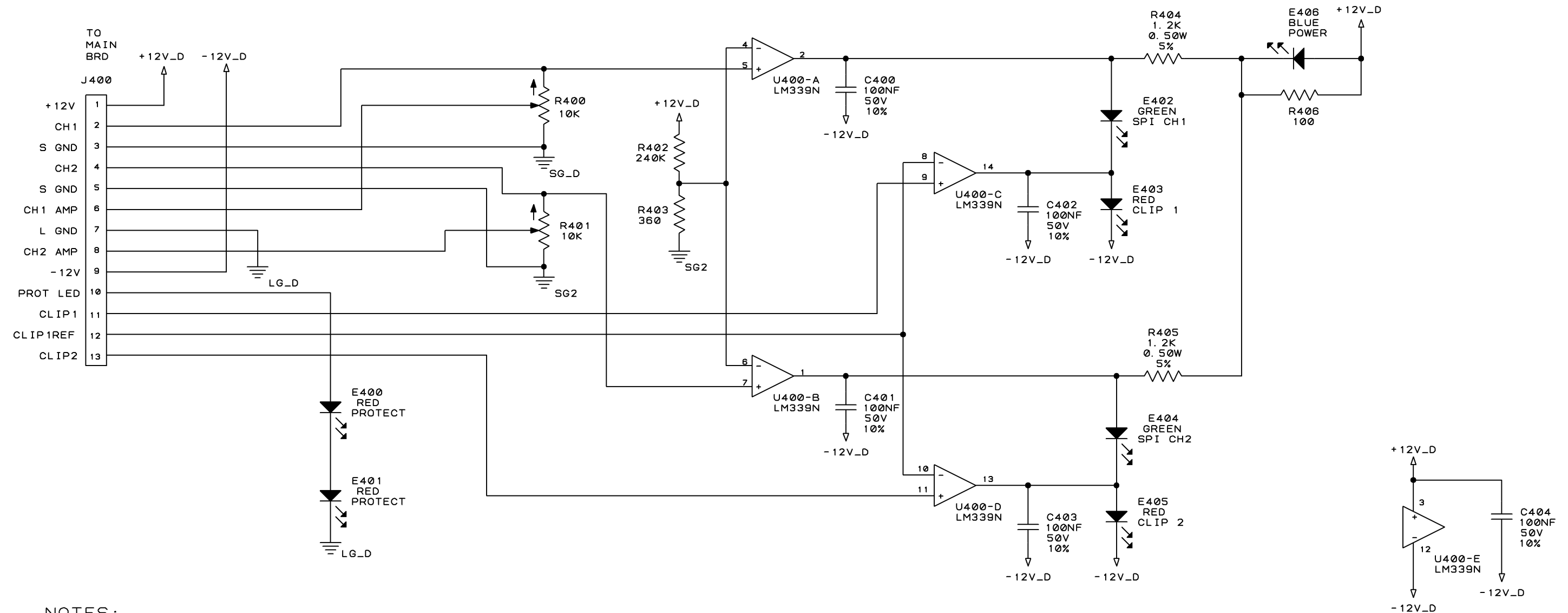
Crown INTERNATIONAL, INC.
1718 W. MISHAWAKA RD.
ELKHART IN, 46517
PHONE 574-294-8000
WWW.CROWNAUDIO.COM

TITLE		
PWB, XLS POWER SUPPLY		
SIZE	DWG NO.	REV
C	138381-5	2
SCALE	NONE	PROJ NO. 100008
SHEET	1	OF 4



- NOTES:
- SEE 138381-5_2.XLS FOR DATA & REVS
 - 1. ALL RESISTORS ARE IN OHMS, 0.25W, 1% UNLESS OTHERWISE SPECIFIED.
 - 2. ALL CAPACITORS ARE IN MICROFARADS UNLESS OTHERWISE SPECIFIED.

PWA, XLS 2 CH INPUT



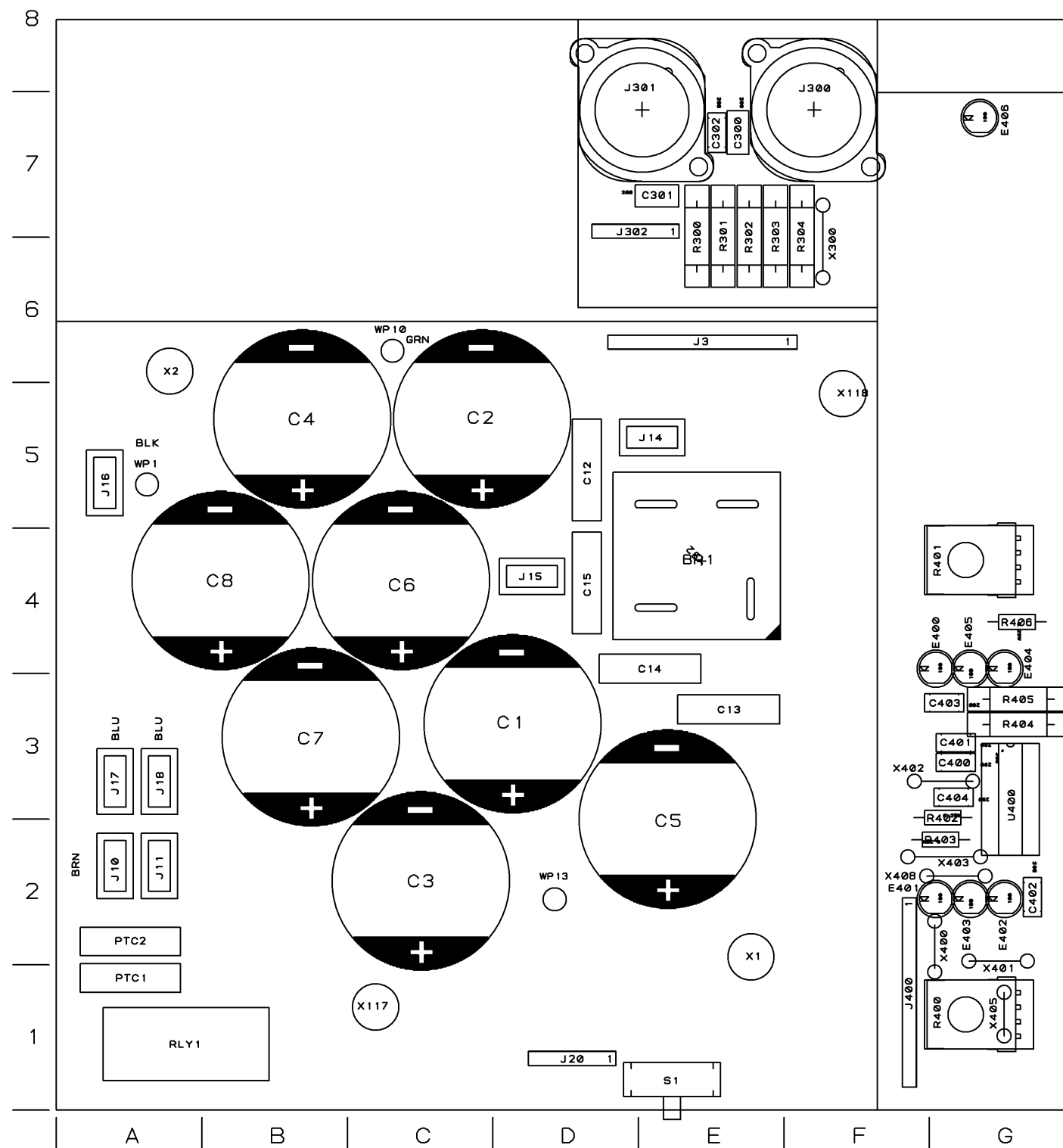
NOTES:

- SEE 138381-5_2.XLS FOR DATA & REVS
1. ALL RESISTORS ARE IN OHMS, 0.25W, 1% UNLESS OTHERWISE SPECIFIED.
2. ALL CAPACITORS ARE IN MICROFARADS UNLESS OTHERWISE SPECIFIED.

PWA, XLS DISPLAY

UNCONTROLLED UNLESS OTHERWISE MARKED IN RED INK BY CM AS A CONTROLLED COPY, COPIES OF THESE DOCUMENTS INCLUDING ASSOCIATED ELECTRONIC REPRODUCTIONS ARE FOR REFERENCE ONLY.	THESE DRAWINGS AND SPECIFICATIONS ARE THE PROPERTY OF CROWN INTERNATIONAL, INC. AND SHALL NOT BE REPRODUCED, COPIED, OR USED AS THE BASIS FOR THE MANUFACTURE OR SALE OF APPARATUS OR DEVICES WITHOUT PERMISSION.			SIZE B	DWG NO. 138381-5	REV 2
	SCALE NONE	PROJ NO. 100008	SHEET 3 OF 4			

COMPONENT MAP TOP SIDE



PWA, XLS PWR SUP

UNCONTROLLED
UNLESS OTHERWISE MARKED IN RED INK BY CM AS A
CONTROLLED COPY, COPIES OF THESE DOCUMENTS
INCLUDING ASSOCIATED ELECTRONIC REPRODUCTIONS
ARE FOR REFERENCE ONLY.

THESE DRAWINGS AND SPECIFICATIONS ARE THE
PROPERTY OF CROWN INTERNATIONAL, INC. AND
SHALL NOT BE REPRODUCED, COPIED, OR USED
AS THE BASIS FOR THE MANUFACTURE OR SALE
OF APPARATUS OR DEVICES WITHOUT PERMISSION.

SIZE B	DWG NO. 138382-5	REV 2
SCALE NONE	PROJ NO. 100008	SHEET 4 OF 4